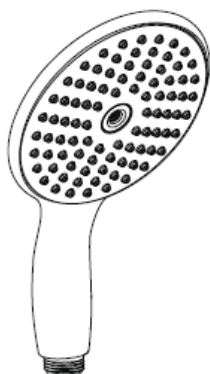
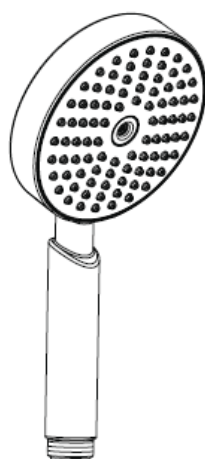


# Montageanleitung



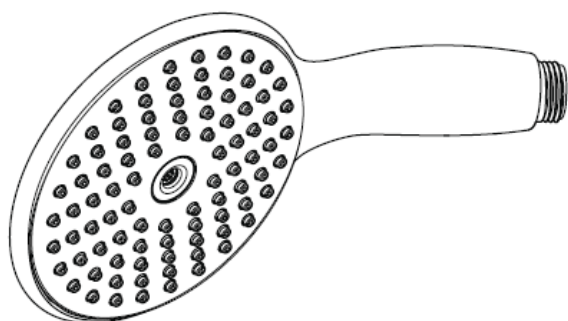
**Raindance E 100 AIR 1jet**  
28508XXX



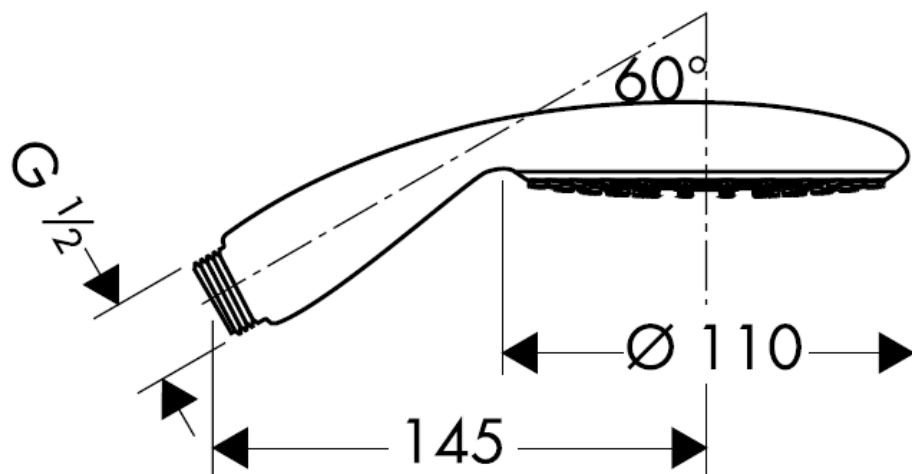
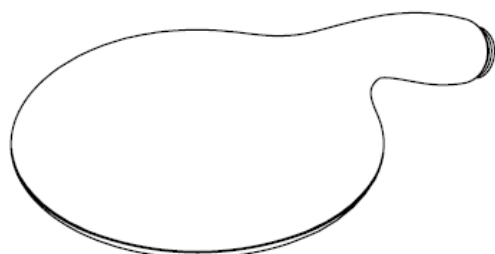
**Raindance S 100 AIR 1jet**  
28509XXX

**hansgrohe**

**Raindance E 100 AIR 1jet**  
28508XXX



**Rain AIR**



**Raindance S 100 AIR 1jet**  
28509XXX



**Rain AIR**



**Technische Daten**

Betriebsdruck: max. 1 MPa  
 Empfohlener Betriebsdruck: 0,1 – 0,4 MPa  
 (1 MPa = 10 bar = 147 PSI)  
 Heißwassertemperatur: max. 60° C

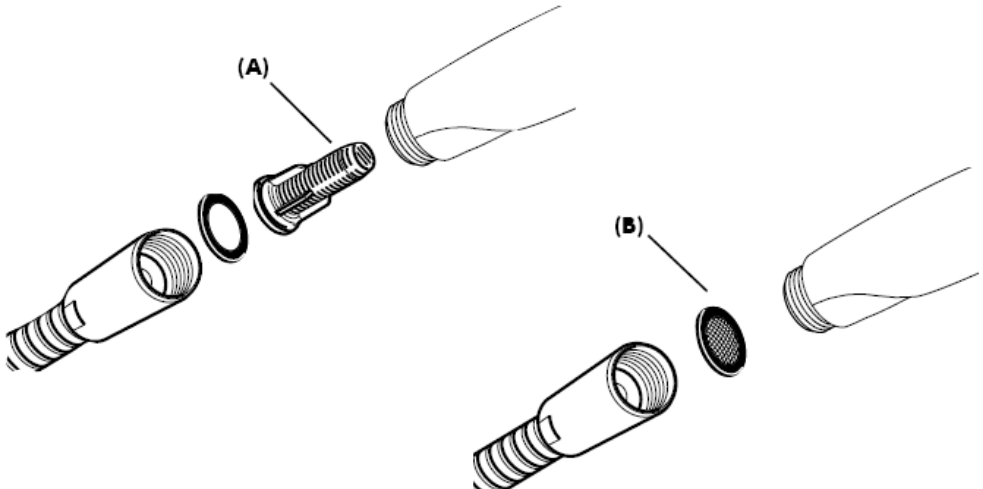
**Prüfzeichen**

	DVGW	P-IX	SVGW	ACS	NF	WRAS	KIWA
28508XXX	X	P-IX 9876/IC	X	X			X
28509XXX	X	P-IX 9875/IB	X	X			X

**Montage**

Der beige packte Filtereinsatz (A) muss eingebaut werden, um den Normdurchfluss der Handbrause zu gewährleisten und um Schmutzeinspülungen aus dem Leitungsnetz zu vermeiden. Wird ein größerer Wasserdurchfluss gewünscht, muss anstelle des Filtereinsatzes (A) die Siebdichtung (B) eingesetzt werden.

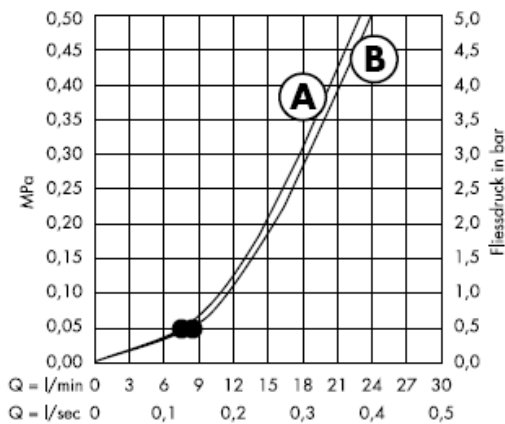
Schmutzeinspülungen können die Funktion beeinträchtigen und/oder zu Beschädigungen an Funktionsteilen der Handbrause führen, für hieraus ergebende Schäden haftet Hansgrohe nicht.



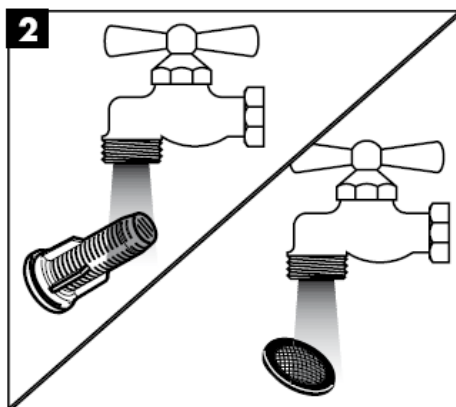
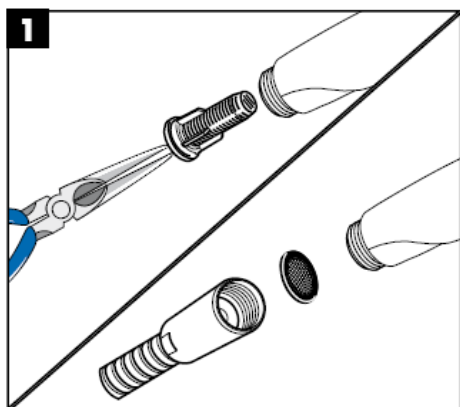
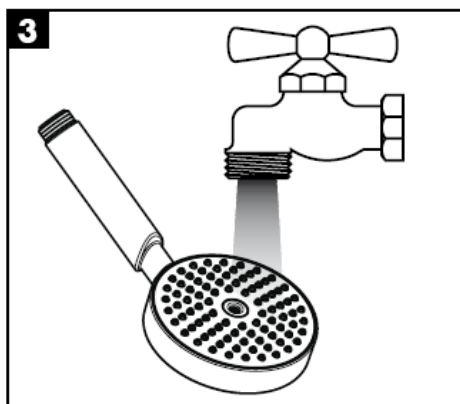

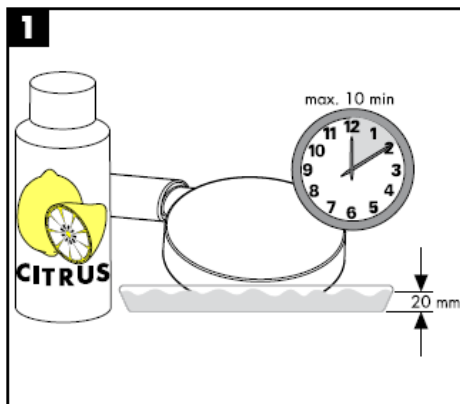
Mit Filtereinsatz (A)

Mit Siebdichtung (B)

Ab • ist die Funktion gewährleistet.

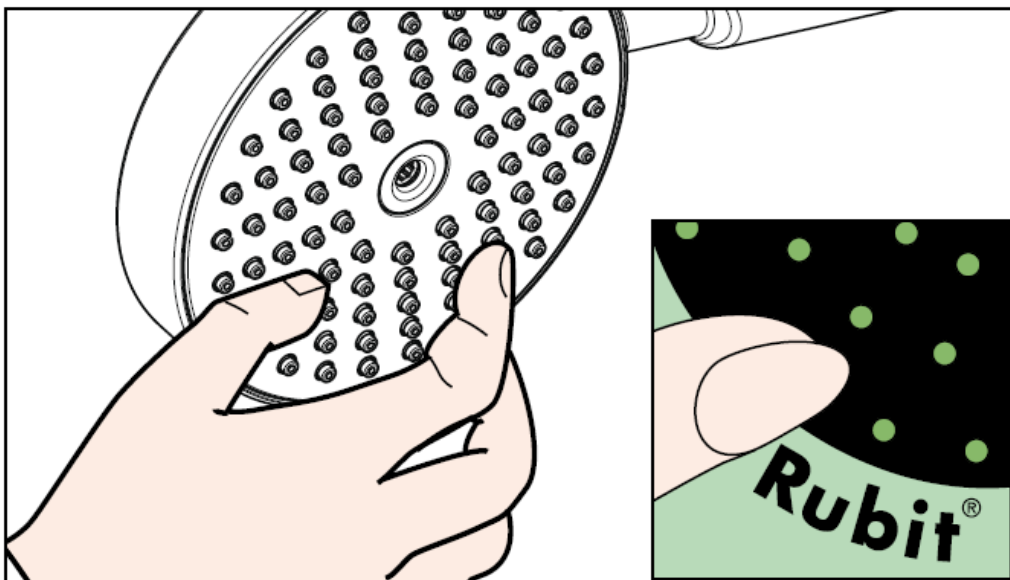


Die Handbrause ist für den Einsatz mit Durchlauferhitzern ab einer Leistung von 21 kW und einem Mindestdurchfluss von 7 l/min geeignet.



## Reinigung

Mit Rubit®, der manuellen Reinigungsfunktion können die Strahlformer durch einfaches rubbeln vom Kalk befreit werden.



**hansgrohe**

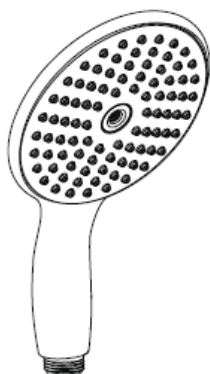
Hansgrohe · Postfach 1145 · D-77761 Schiltach · Telefon +49 (0) 78 36/51-1282 · Telefax +49 (0) 7836/511440  
E-Mail: [info@hansgrohe.com](mailto:info@hansgrohe.com) · Internet: [www.hansgrohe.com](http://www.hansgrohe.com)

01/2008  
9.05471.03  
Deutsch

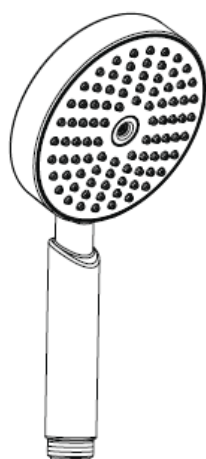




# Instructions de montage



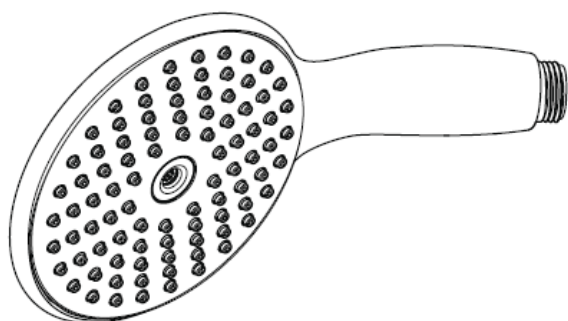
**Raindance E 100 AIR 1jet**  
28508XXX



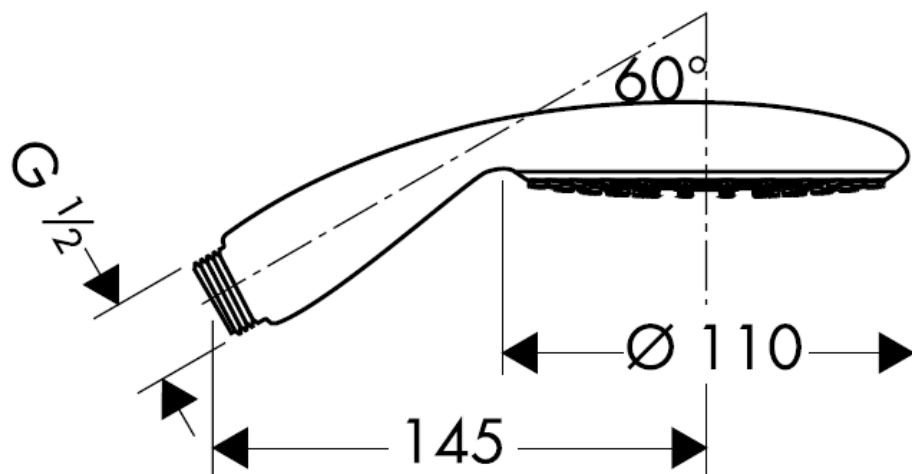
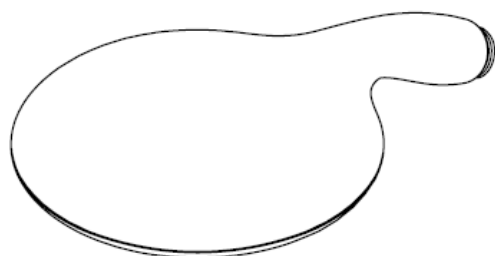
**Raindance S 100 AIR 1jet**  
28509XXX

**hansgrohe**

**Raindance E 100 AIR 1jet**  
28508XXX



**Rain AIR**



**Raindance S 100 AIR 1jet**  
28509XXX



**Rain AIR**



**Informations techniques**

Pression de service autorisée: max. 1 MPa  
 Pression de service conseillée: 0,1 – 0,4 MPa  
 (1 MPa = 10 bars = 147 PSI)  
 Température max. d'eau chaude: max. 60° C

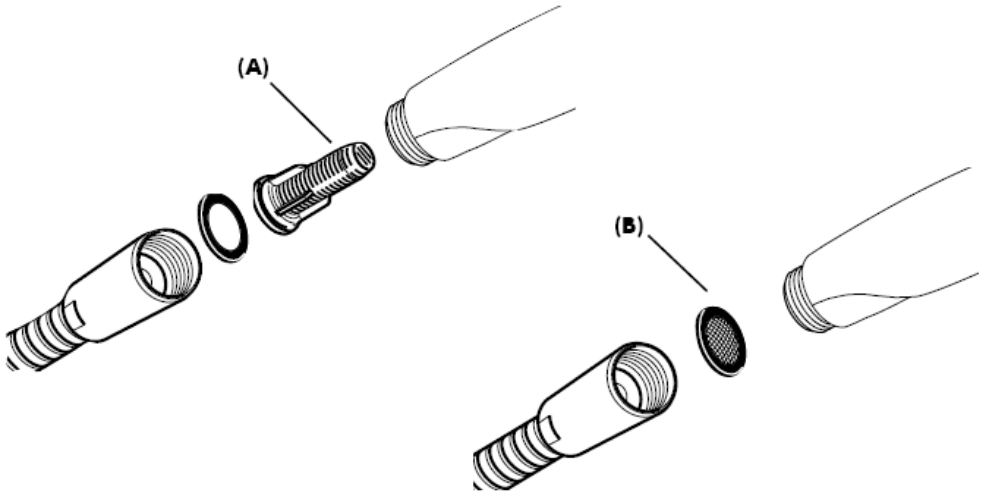
**Classification acoustique et débit**

	DVGW	P-IX	SVGW	ACS	NF	WRAS	KIWA
28508XXX	X	P-IX 9876/IC	X	X			X
28509XXX	X	P-IX 9875/IB	X	X			X

**Montage**

L' élément-filtre (A) , pièce jointe, doit être installé pour garantir le débit normalisé et pour éviter l' infiltration d' impuretés venant du réseau. Si l' on désire un débit plus important, il faut remplacer l' élément-filtre (A) par le joint-filtre (B).

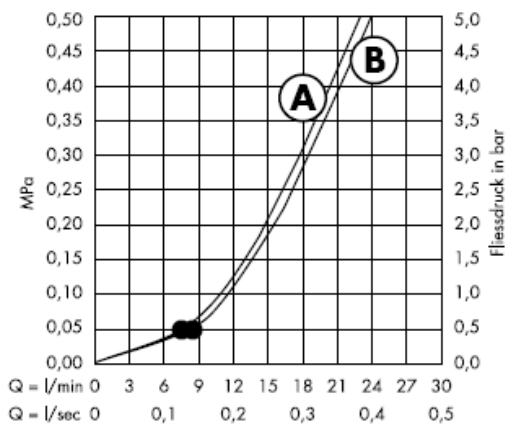
L' infiltration d' impuretés peut réduire ou détériorer le fonctionnement de la douchette, Hansgrohe ne se porte pas garant pour les dommages en résultant.



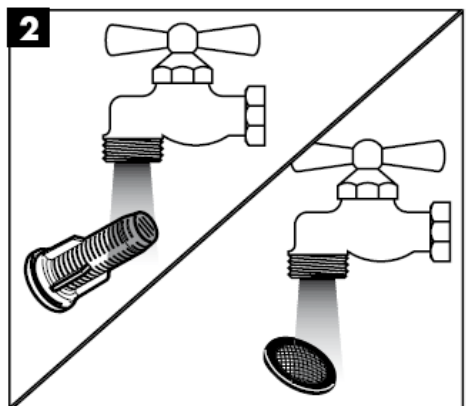
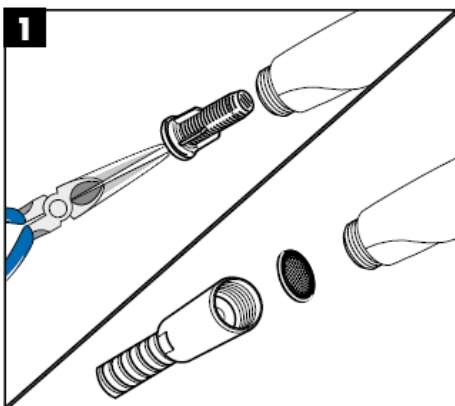
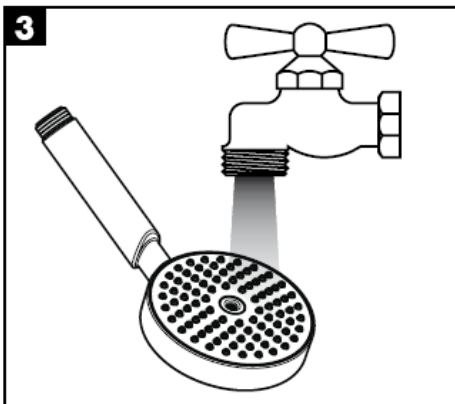
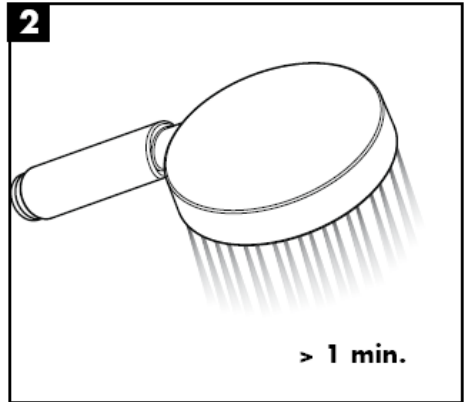
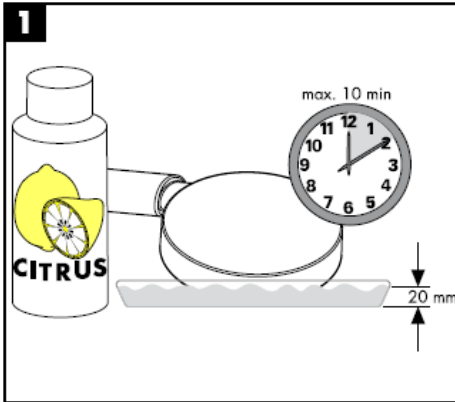
Avec élément-filtre (A)

Avec joint- filtre (B)

A partir de • le fonctionnement est garanti.

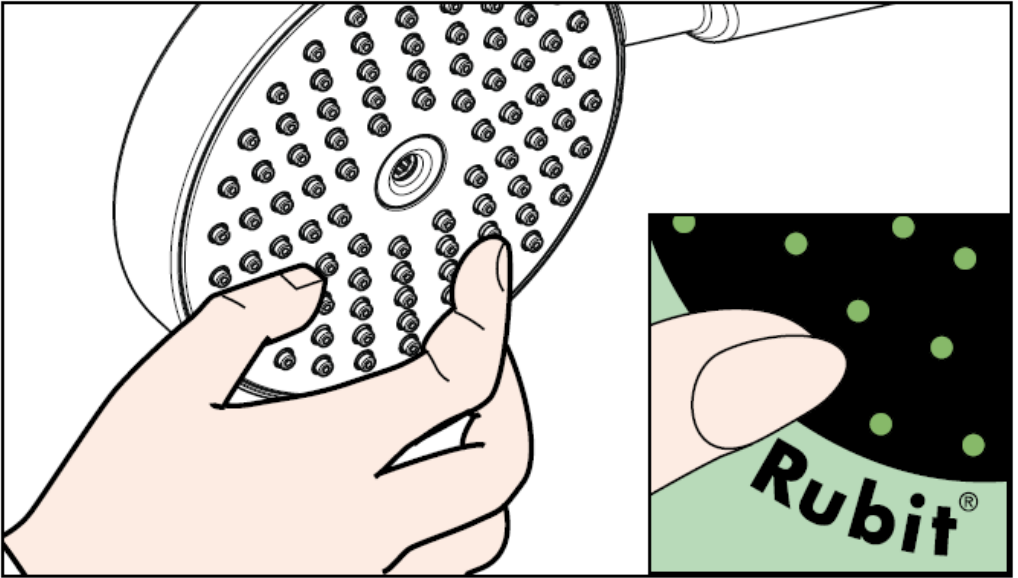


La douchette à main fonctionne avec chauffe-eau à partir de 21 kW et un débit minimum de 7 l/min.



## Nettoyage

La pomme de douche est équipée de Rubit®, le système anticalcaire manuel. Les dépôts de calcaire s'enlèvent en frottant avec un doigt ou avec une éponge sur les ouvertures de jets élastiques.



**hansgrohe**

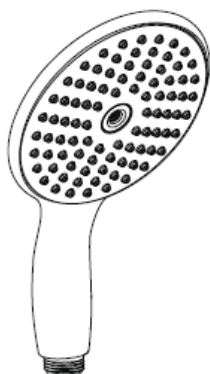
Hansgrohe · Postfach 1145 · D-77761 Schiltach · Telefon +49 (0) 78 36/51-1282 · Telefax +49 (0) 7836/511440  
E-Mail: [info@hansgrohe.com](mailto:info@hansgrohe.com) · Internet: [www.hansgrohe.com](http://www.hansgrohe.com)

01/2008  
9.05471.03  
Français

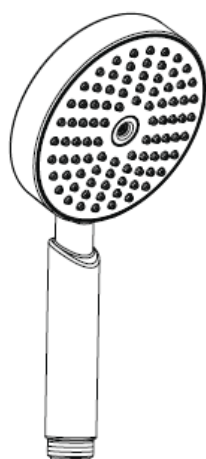




# assembly instructions



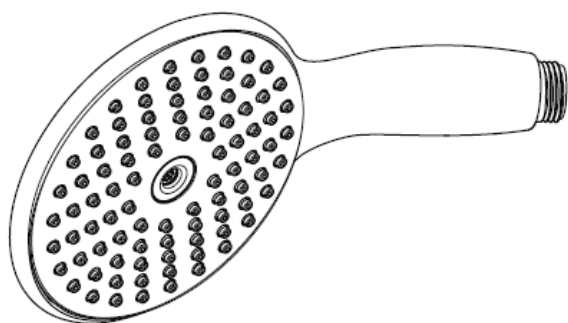
**Raindance E 100 AIR 1jet**  
28508XXX



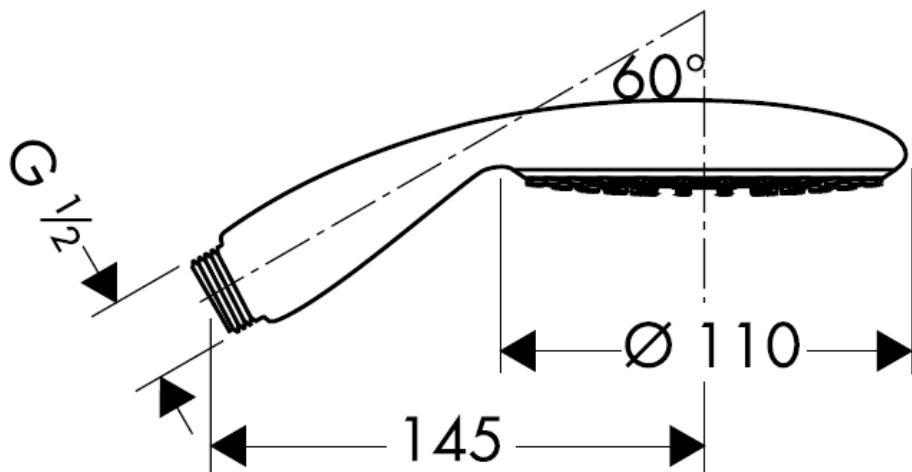
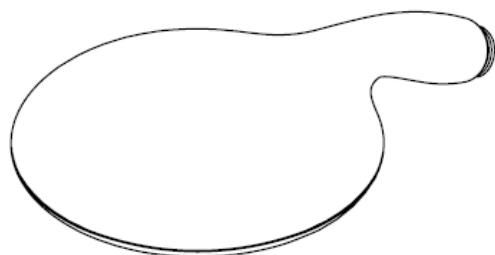
**Raindance S 100 AIR 1jet**  
28509XXX

**hansgrohe**

**Raindance E 100 AIR 1jet**  
28508XXX



**Rain AIR**



**Raindance S 100 AIR 1jet**  
28509XXX



**Rain AIR**



**Technical Data**

Operating pressure: max. 1 MPa  
 Recommended operating pressure: 0,1 – 0,4 MPa  
 (1 MPa = 10 bars = 147 PSI)  
 Hot water temperature: max. 60° C

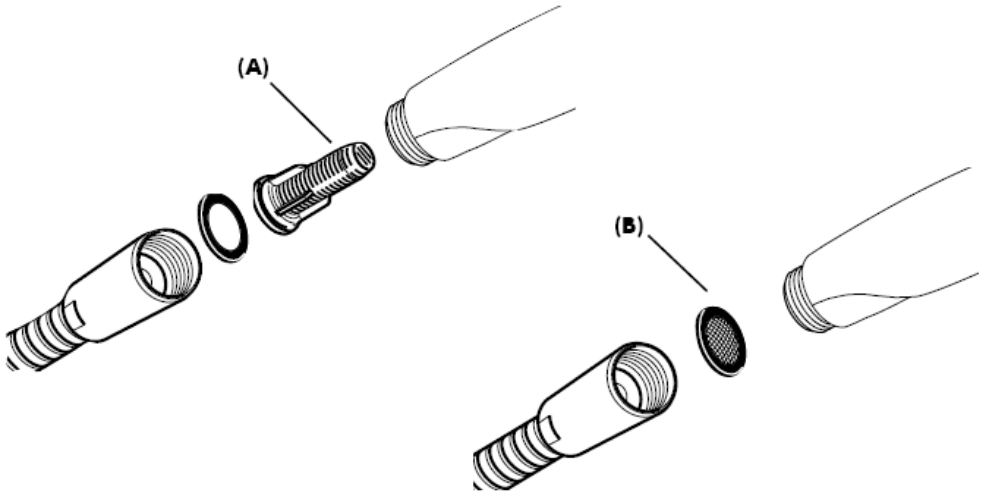
**Test certificate**

	DVGW	P-IX	SVGW	ACS	NF	WRAS	KIWA
28508XXX	X	P-IX 9876/IC	X	X			X
28509XXX	X	P-IX 9875/IB	X	X			X

**Assembly**

The filter insert (A) must be used to ensure the standard flow rate and to protect the hand shower against incoming dirt by pipework. Do you want a larger water flow rate, then you must use the filter packing (B) instead of the filter insert (A).

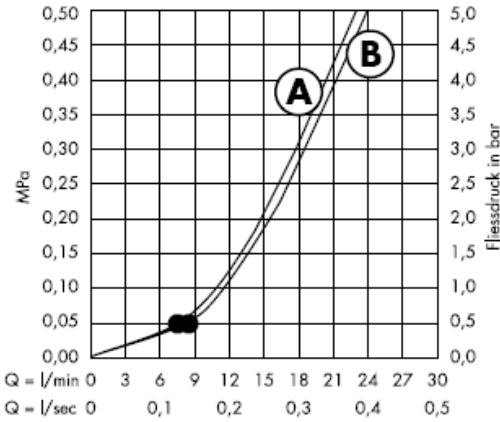
Incoming dirt leads to defects or/and can damage parts of the hand shower; such caused faults voids all liability and guarantee claims.



With filter insert (A)

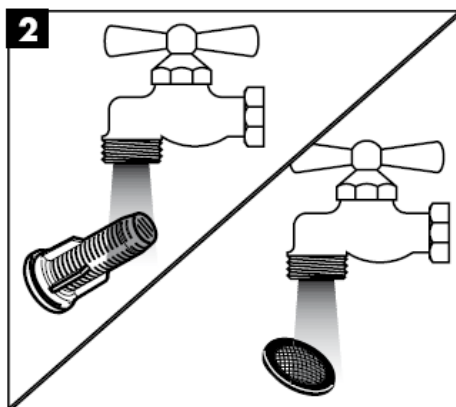
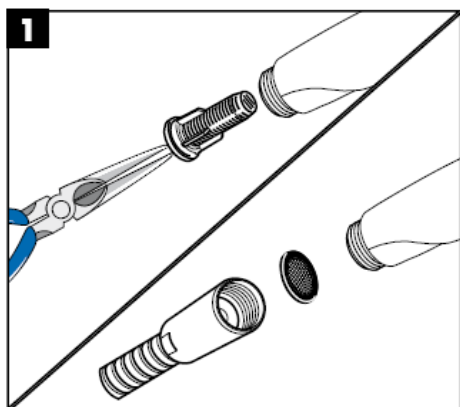
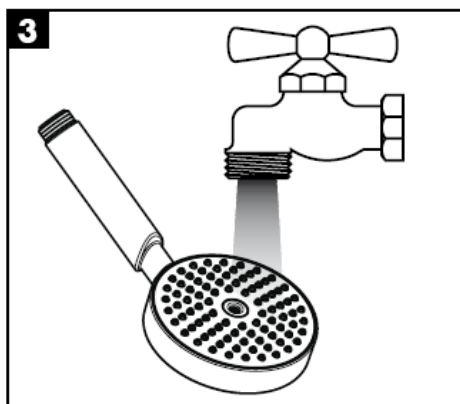

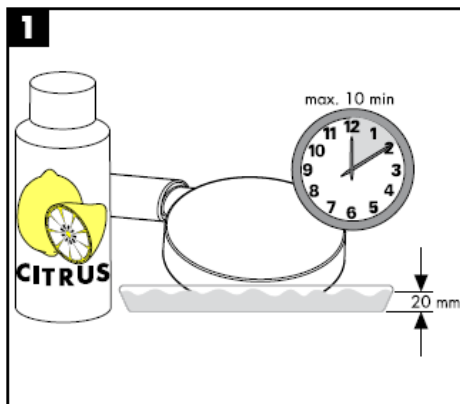
With filter packing (B)

From • the function is guaranteed.



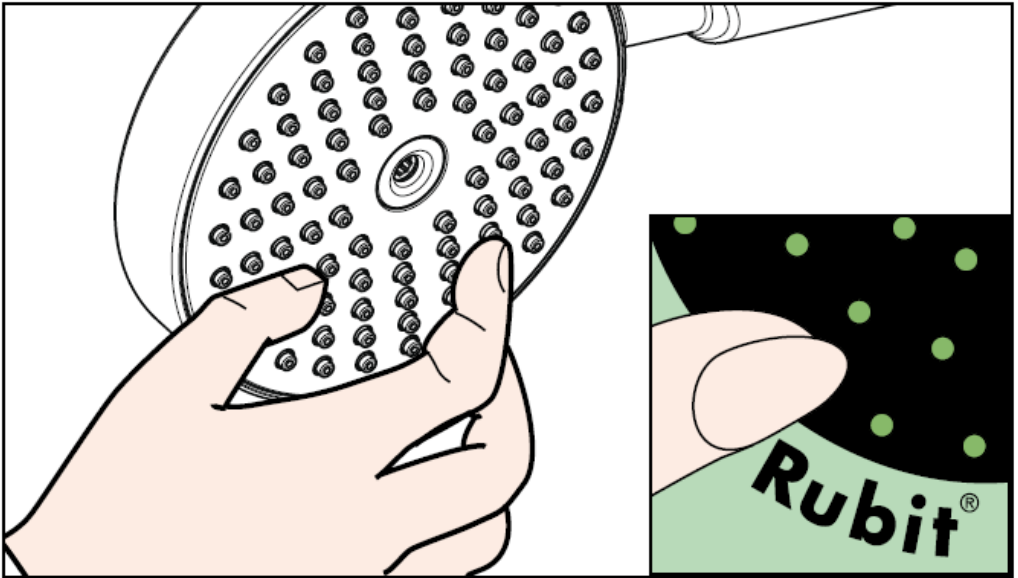
The hand shower is suitable for continuous flow water heaters with a heat output of 21 kW and a minimum through flow of 7 l/minute.

## Cleaning



## Cleaning

The Rubit® cleaning function only needs a small manual rub over to remove the lime scale from the spray channels.



**hansgrohe**

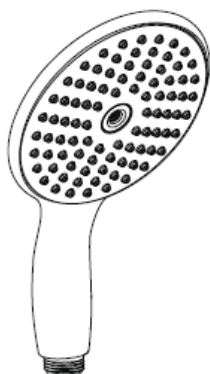
Hansgrohe · Postfach 1145 · D-77761 Schiltach · Telefon +49 (0) 78 36/51-1282 · Telefax +49 (0) 7836/511440  
E-Mail: [info@hansgrohe.com](mailto:info@hansgrohe.com) · Internet: [www.hansgrohe.com](http://www.hansgrohe.com)

01/2008  
9.05471.03  
English

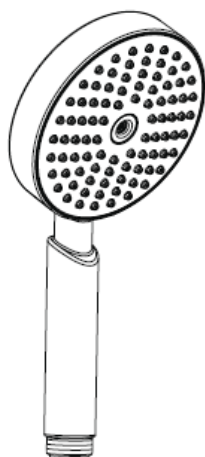




# Istruzioni per Installazione



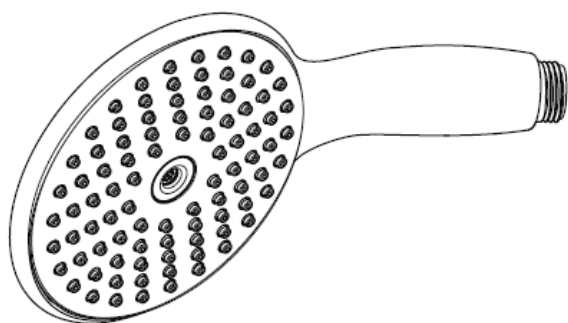
**Raindance E 100 AIR 1jet**  
28508XXX



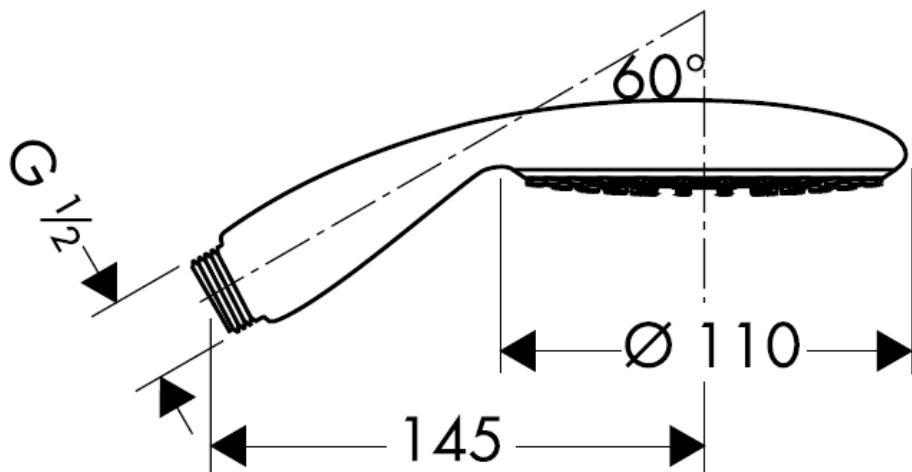
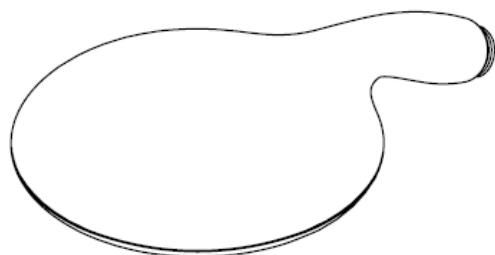
**Raindance S 100 AIR 1jet**  
28509XXX

**hansgrohe**

**Raindance E 100 AIR 1jet**  
28508XXX



**Rain AIR**



**Raindance S 100 AIR 1jet**  
28509XXX



**Rain AIR**



**Dati tecnici**

Pressione d'uso: max. 1 MPa  
 Pressione d'uso consigliata: 0,1 – 0,4 MPa  
 (1 MPa = 10 bar = 147 PSI)  
 Temperatura dell'acqua calda: max. 60° C

**Segno di verifica**

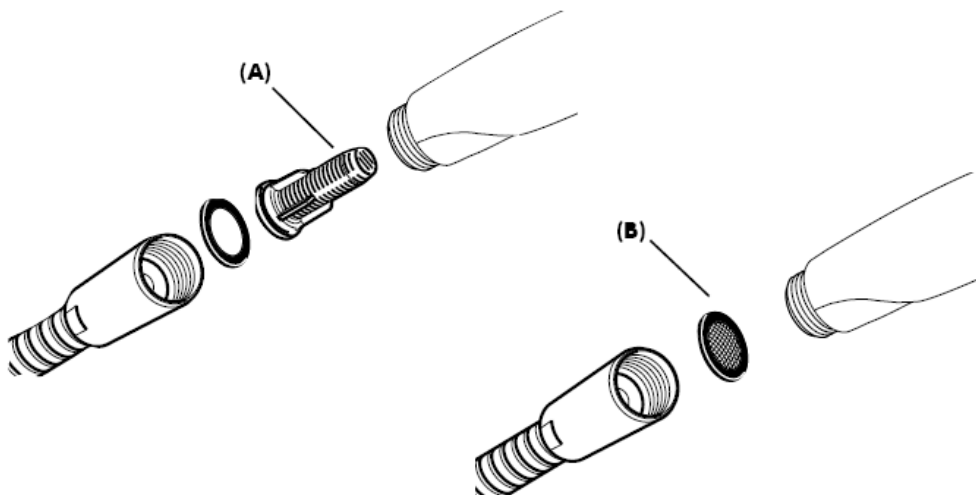
	DVGW	P-IX	SVGW	ACS	NF	WRAS	KIWA
28508XXX	X	P-IX 9876/IC	X	X			X
28509XXX	X	P-IX 9875/IB	X	X			X

**Montaggio**

Il filtro supplementare (A) deve essere utilizzato per assicurare il normale flusso dell'acqua e proteggere la doccetta dai depositi di calcare.

Se volete un flusso d'acqua maggiore dovete usare il filtro dell'imbottaggio(B) invece del filtro supplementare(A).

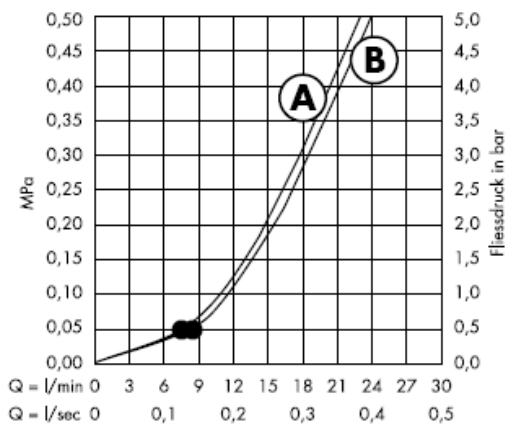
Lo sporco in entrata può danneggiare le parti della doccetta; questo é motivo di molte lamentele del cliente.



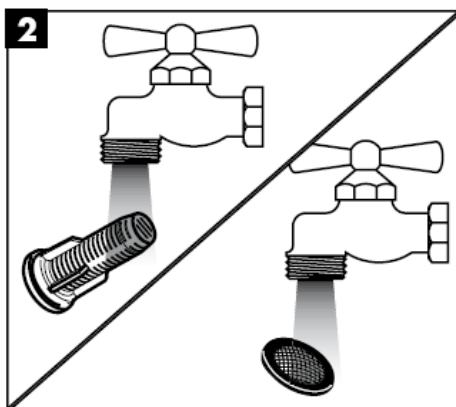
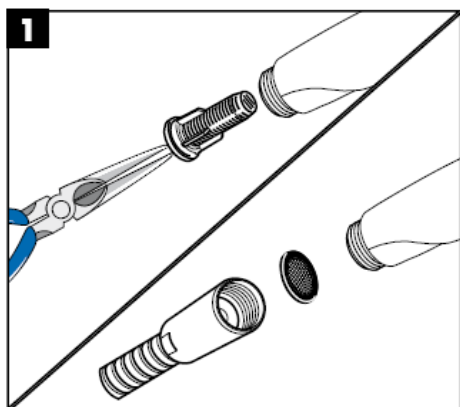
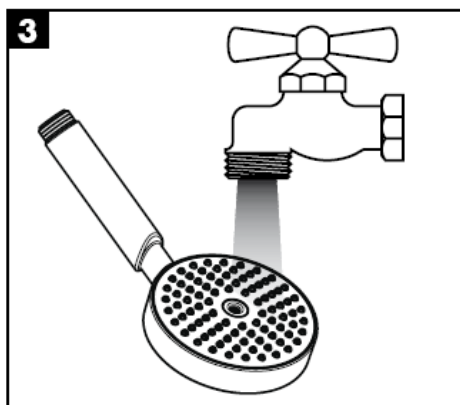
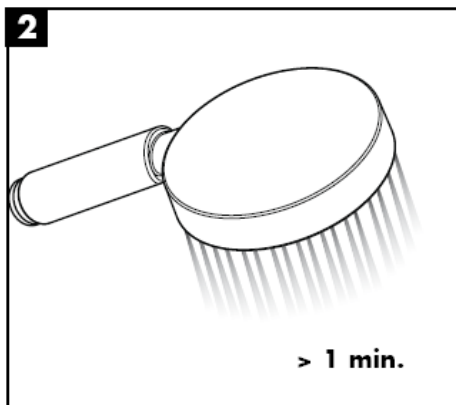
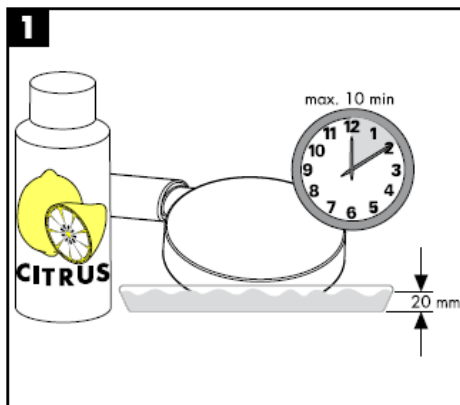
Con filtro supplementare (A)

Con filtro di imballaggio

Dal • si garantisce la funzionalità.

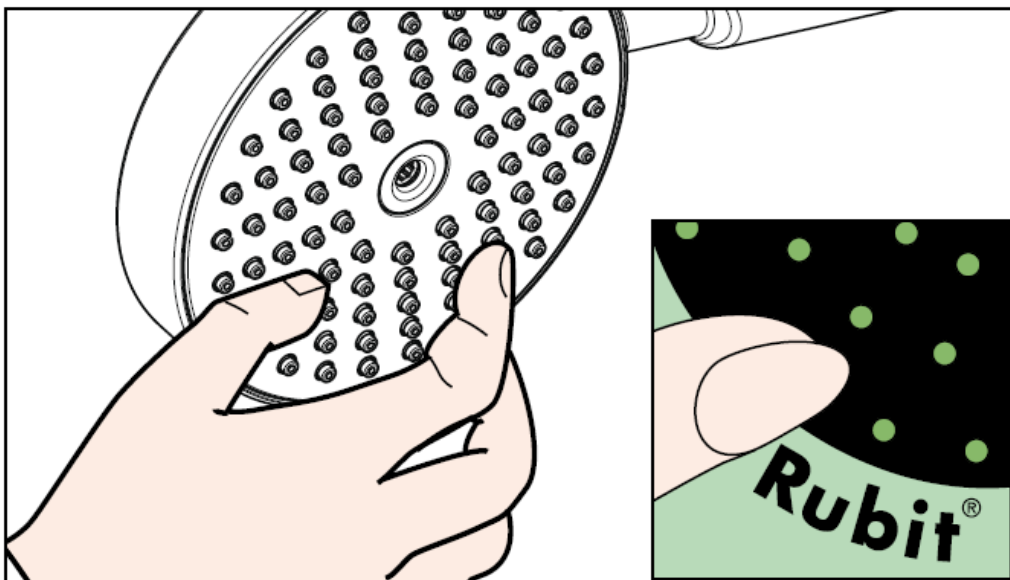


La doccia è adatta all'uso con caldaie istantanee da 21 kW con portata minima die 7 l/min.



## Pulitura

Con Rubit®, la funzione anticalcare manuale, i diffusori del getto possono essere liberati da calcare con un semplice strofinamento.



**hansgrohe**

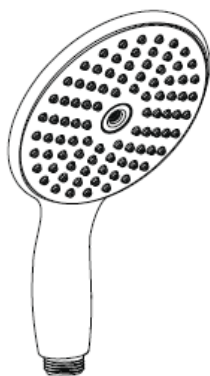
Hansgrohe · Postfach 1145 · D-77761 Schiltach · Telefon +49 (0) 78 36/51-1282 · Telefax +49 (0) 7836/511440  
E-Mail: [info@hansgrohe.com](mailto:info@hansgrohe.com) · Internet: [www.hansgrohe.com](http://www.hansgrohe.com)

01/2008  
9.05471.03  
Italiano

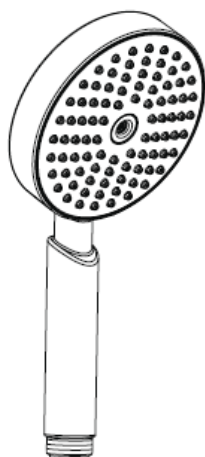




# Instrucciones de montaje



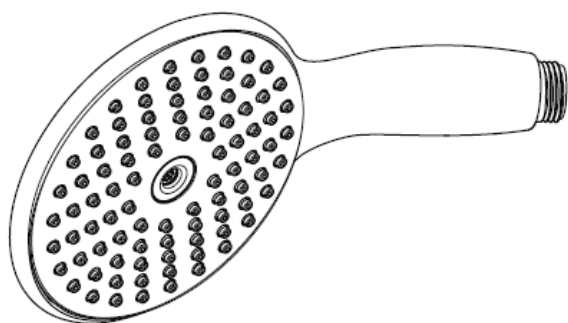
**Raindance E 100 AIR 1jet**  
28508XXX



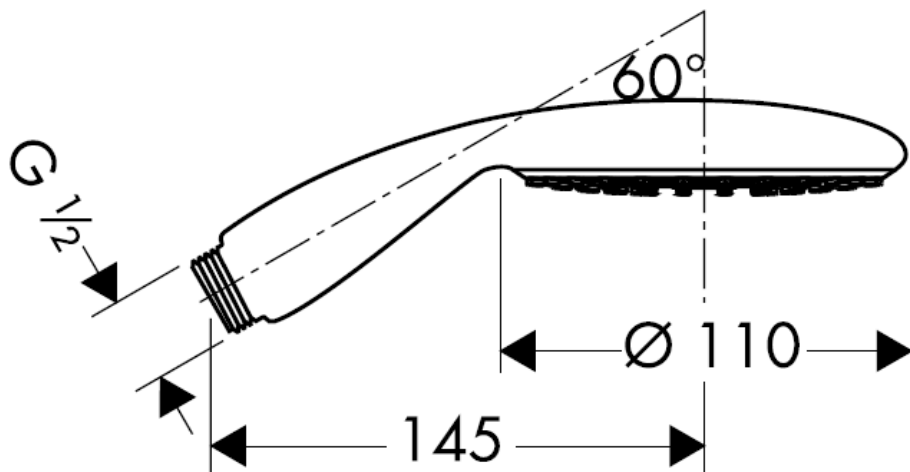
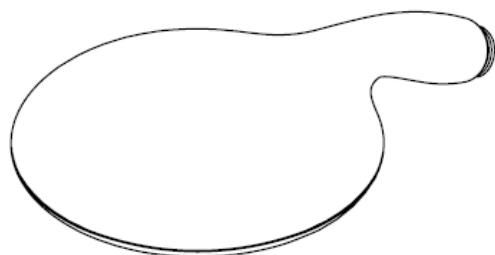
**Raindance S 100 AIR 1jet**  
28509XXX

**hansgrohe**

**Raindance E 100 AIR 1jet**  
28508XXX



**Rain AIR**



**Raindance S 100 AIR 1jet**  
28509XXX



**Rain AIR**



**Datos técnicos**

Presión en servicio: max. 1 MPa  
 Presión recomendada en servicio: 0,1 – 0,4 MPa  
 (1 MPa = 10 bares = 147 PSI)  
 Temperatura del agua caliente: max. 60° C

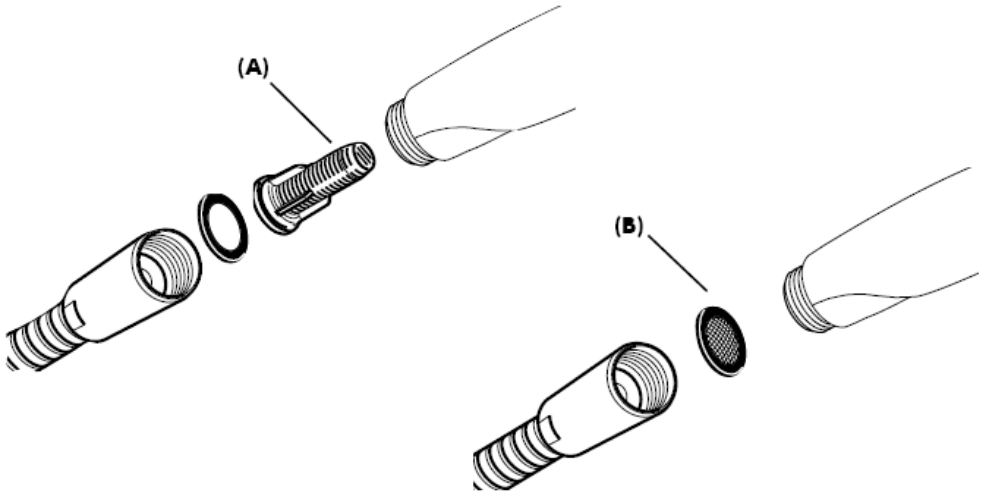
**Marca de verificación**

	DVGW	P-IX	SVGW	ACS	NF	WRAS	KIWA
28508XXX	X	P-IX 9876/IC	X	X			X
28509XXX	X	P-IX 9875/IB	X	X			X

**Montaje**

La inserción del filtro (A) debe usarse para asegurar el caudal estandar y para proteger la ducha de la suciedad proveniente de las tuberías. Si se quiere un caudal mayor, se debe usar el paquete de filtro (B) en lugar de la inserción de filtro (A).

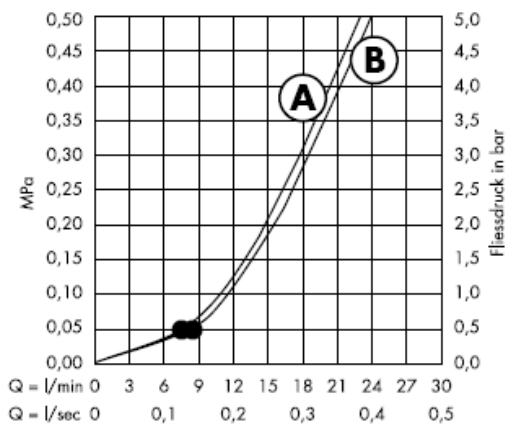
La suciedad puede producir defectos y/o puede dañar partes de la cabecera de la ducha. Por dichos defectos o fallos Hansgrohe no se hace responsable.



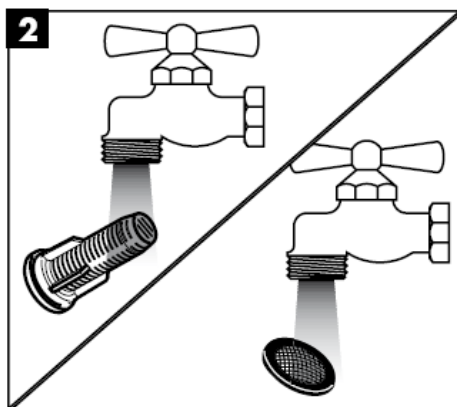
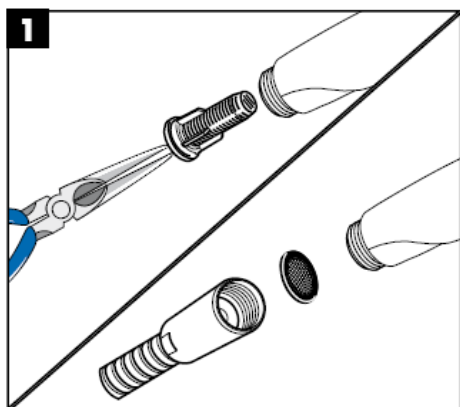
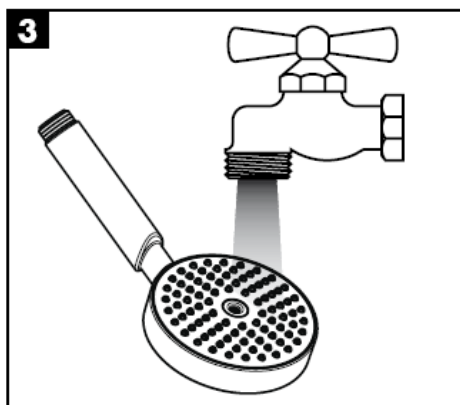
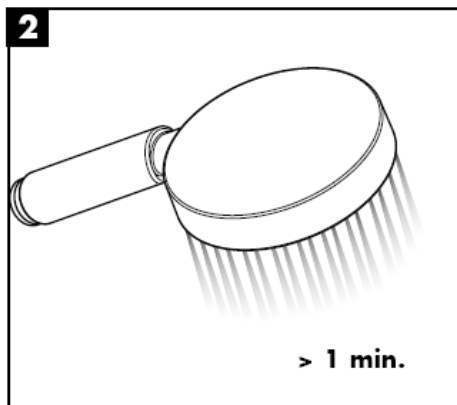
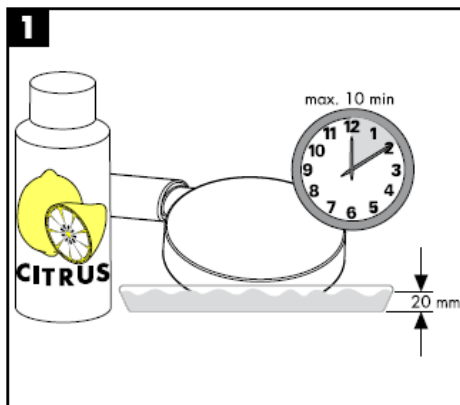
Con inserción de filtro (A)

Con paquete de filtro (B)

Mínimo • para el correcto funcionamiento.

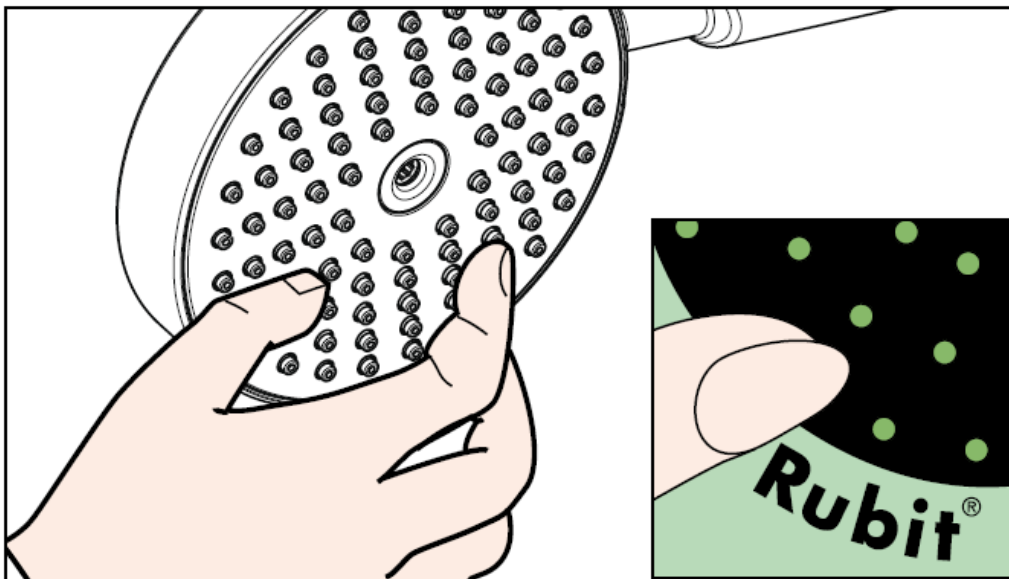


La teleducha se puede instalar con un calentador continuo de 21 kW de potencia o superior y un caudal mínimo de 7 l/min.



## Limpiar

Rubit®, la función de limpieza manual, permite quitar la cal simplemente frotando los ejectores.



**hansgrohe**

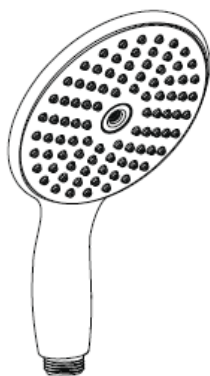
Hansgrohe · Postfach 1145 · D-77761 Schiltach · Telefon +49 (0) 78 36/51-1282 · Telefax +49 (0) 7836/511440  
E-Mail: [info@hansgrohe.com](mailto:info@hansgrohe.com) · Internet: [www.hansgrohe.com](http://www.hansgrohe.com)

01/2008  
9.05471.03  
Español

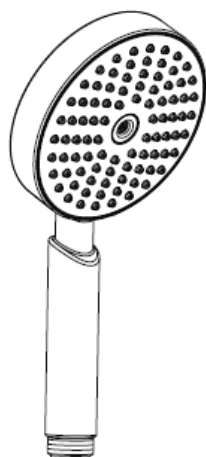




# Handleiding



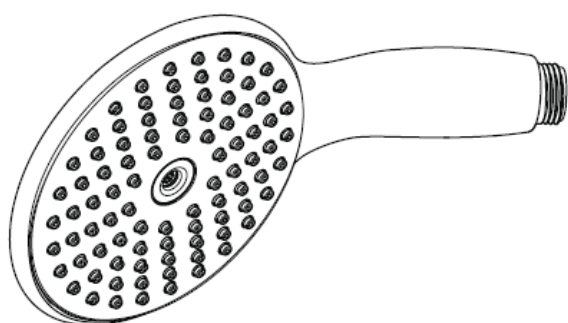
**Raindance E 100 AIR 1jet**  
28508XXX



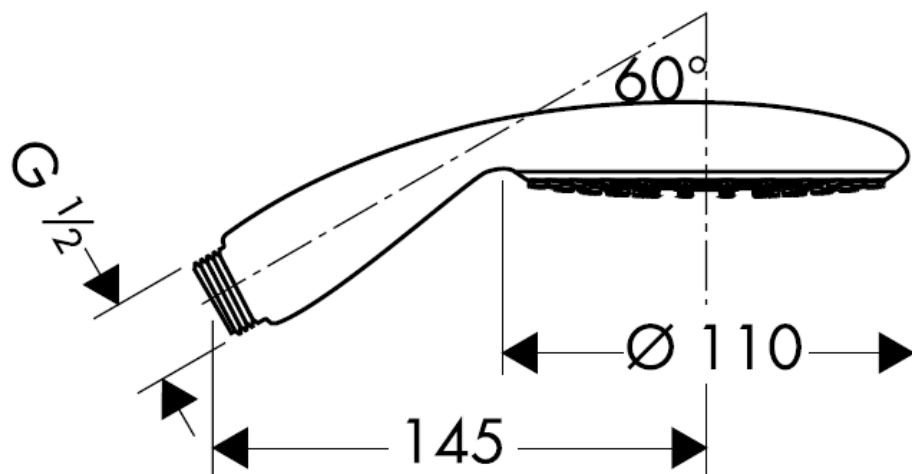
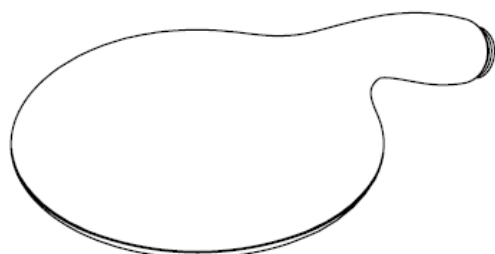
**Raindance S 100 AIR 1jet**  
28509XXX

**hansgrohe**

**Raindance E 100 AIR 1jet**  
28508XXX



**Rain AIR**



**Raindance S 100 AIR 1jet**  
28509XXX



**Rain AIR**



**Technische gegevens**

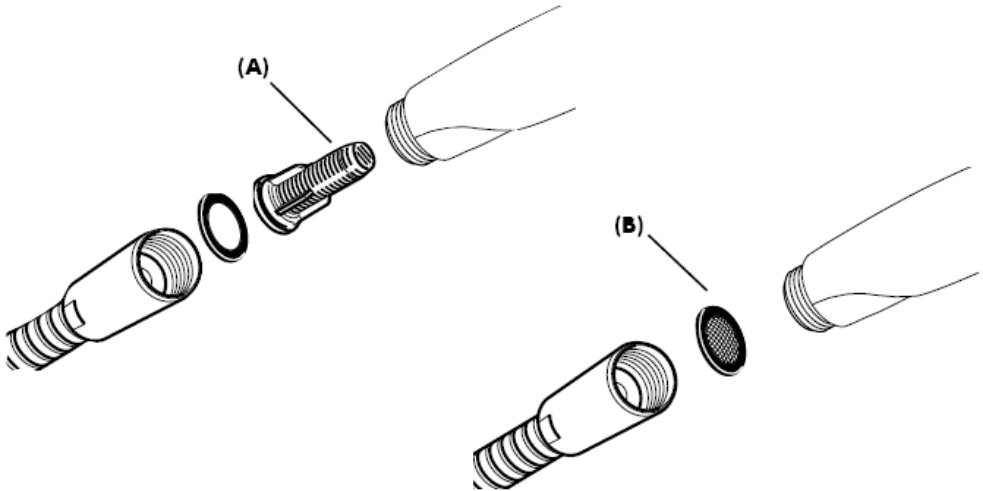
Werkdruk: max. max. 1 MPa  
 Aanbevolen werkdruk: 0,1 – 0,4 MPa  
 (1 MPa = 10 bar = 147 PSI)  
 Temperatuur warm water: max. 60° C

**Keurmerk**

	DVGW	P-IX	SVGW	ACS	NF	WRAS	KIWA
28508XXX	X	P-IX 9876/IC	X	X			X
28509XXX	X	P-IX 9875/IB	X	X			X

**Montage**

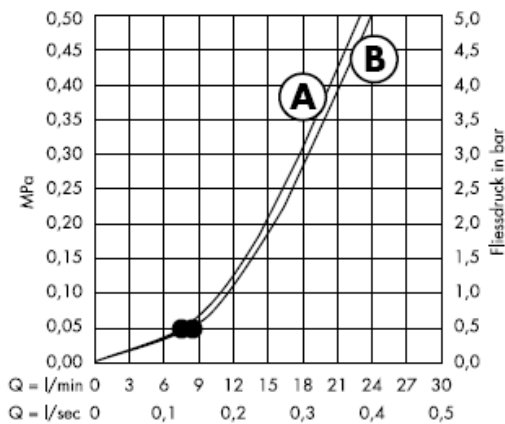
De bijgeleverde filter (A) moet ingebouwd worden om de norm doorstroom van de handdouche te garanderen en vuil uit de leidingen tegen te houden. Als er een grotere waterdoorlaat gewenst wordt moet i.p.v. het filter de dichting geplaatst worden. Vuil uit de leidingen kan schade aan de handdouche veroorzaken. Op deze schade geeft Hansgrohe geen garantie.



Met filter (A)

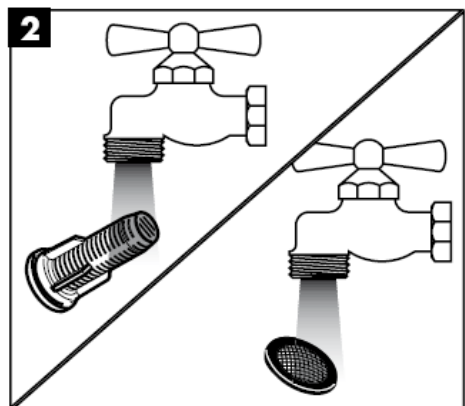
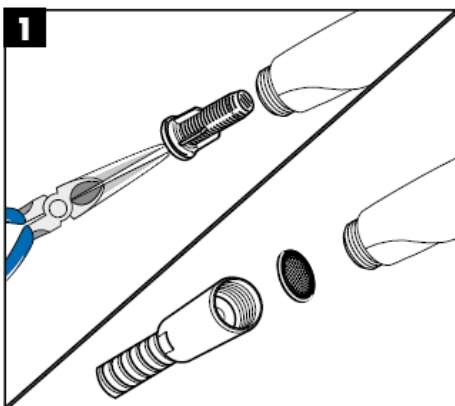
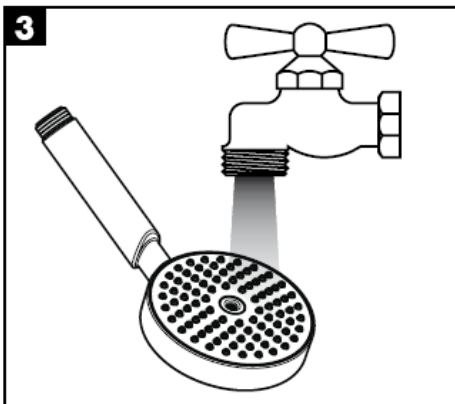
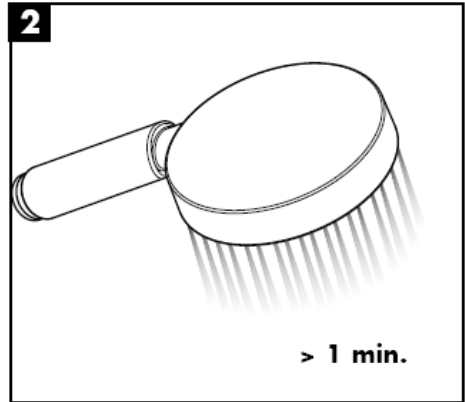
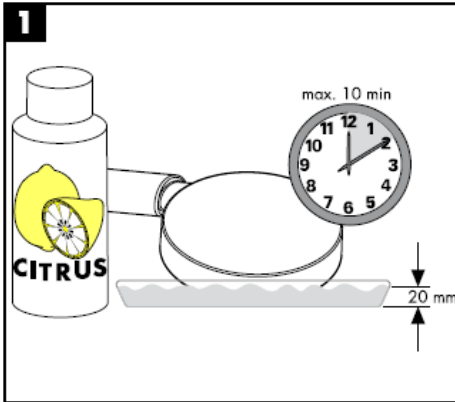
Met dichting (B)

Vanaf • is het functioneren gegarandeerd.



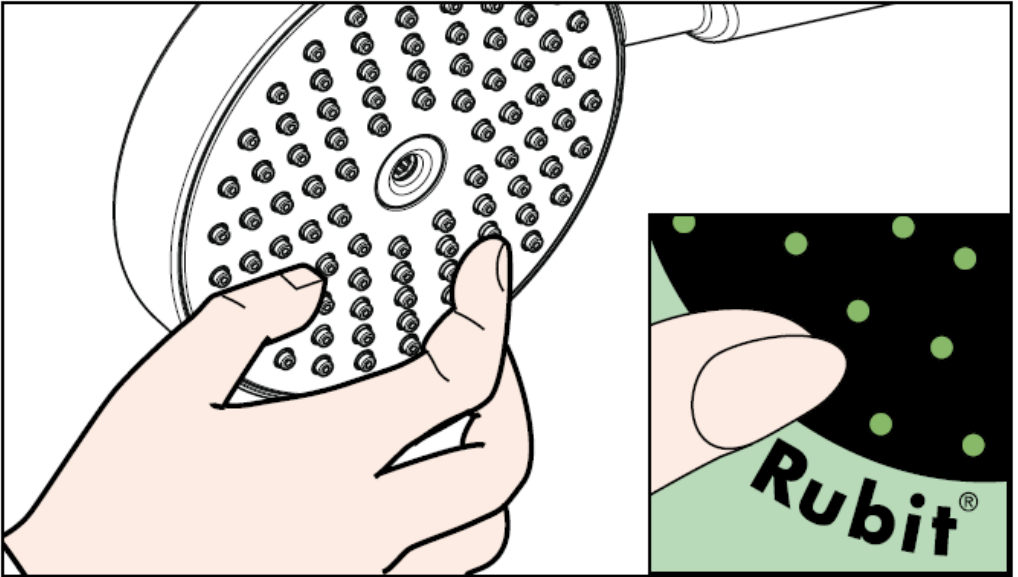
De handdouche is geschikt voor gebruik bij doorstroomtoestellen vanaf 21 kW met een minimale doorstroom van 7 l/min.

## Reinigen



## Reinigen

Met Rubit®, de handmatige reinigingsfunctie, kunnen de straalopeningen door het met de hand wegwrijven van kalk, gereinigd worden.



**hansgrohe**

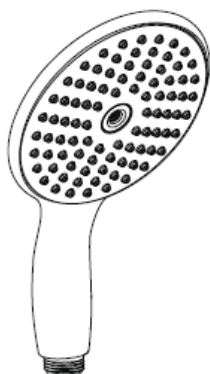
Hansgrohe · Postfach 1145 · D-77761 Schiltach · Telefon +49 (0) 78 36/51-1282 · Telefax +49 (0) 7836/511440  
E-Mail: [info@hansgrohe.com](mailto:info@hansgrohe.com) · Internet: [www.hansgrohe.com](http://www.hansgrohe.com)

01/2008  
9.05471.03  
Nederlands

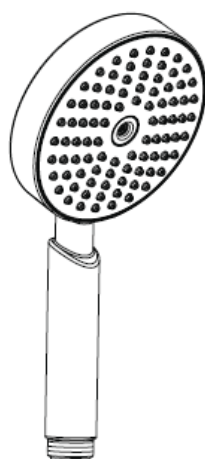




# Monteringsvejledning



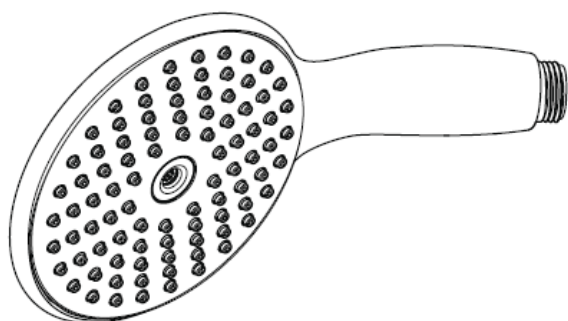
**Raindance E 100 AIR 1jet**  
28508XXX



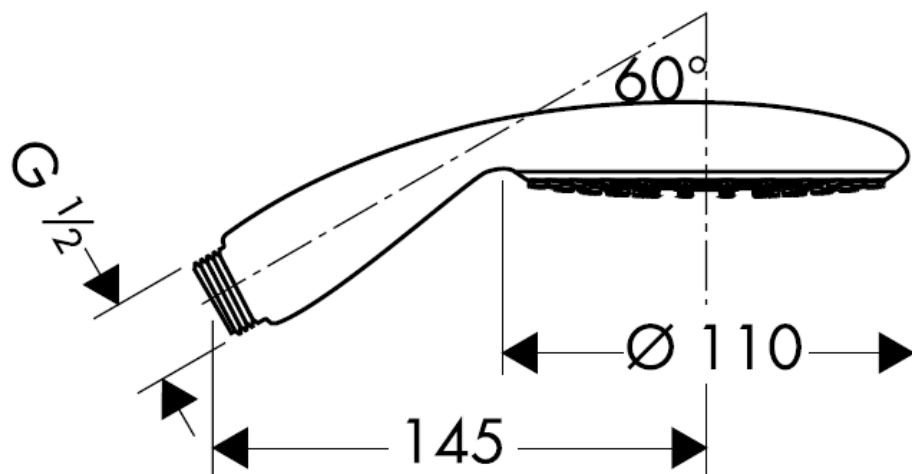
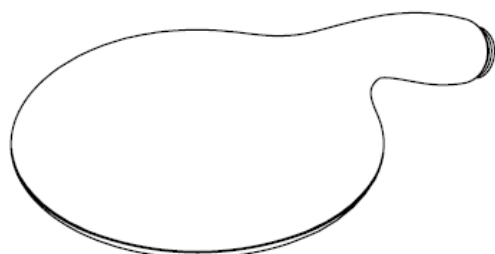
**Raindance S 100 AIR 1jet**  
28509XXX

**hansgrohe**

**Raindance E 100 AIR 1jet**  
28508XXX



**Rain AIR**



**Raindance S 100 AIR 1jet**  
28509XXX



**Rain AIR**



**Tekniske data**

Driftstryk: max. 1 MPa  
 Anbefalet driftstryk: 0,1 – 0,4 MPa  
 (1 MPa = 10 bar = 147 PSI)  
 Varmtvandstemperatur: max. 60° C

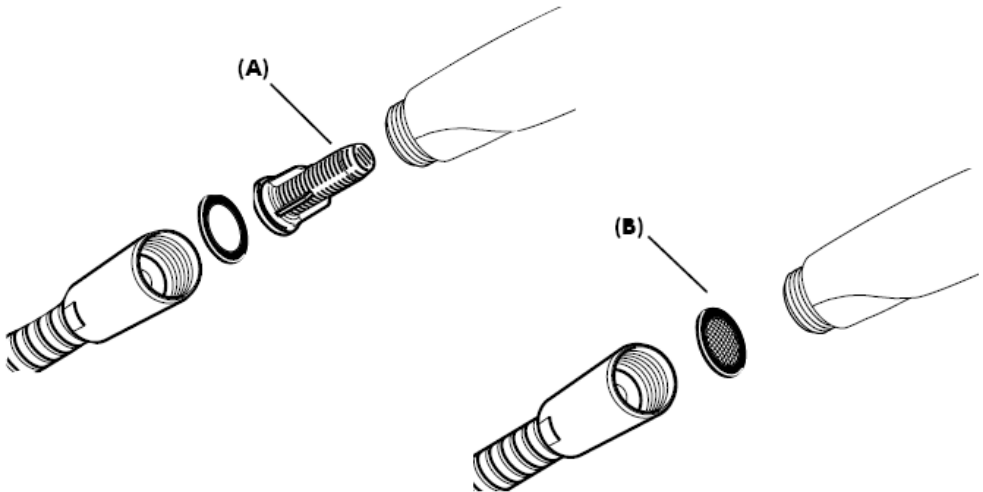
**Godkendelse**

	DVGW	P-IX	SVGW	ACS	NF	WRAS	KIWA
28508XXX	X	P-IX 9876/IC	X	X			X
28509XXX	X	P-IX 9875/IB	X	X			X

**Montering**

Den vedlagte filterindsats (A) skal monteres for at sikre en normal vandgennemstrømning og for at forhindre at der kommer smuds i håndbruseren fra rørsystemet. Ønskes en større vandgennemstrømning skal filterindsatsen (A) erstattes med en smudsfangsi (B).

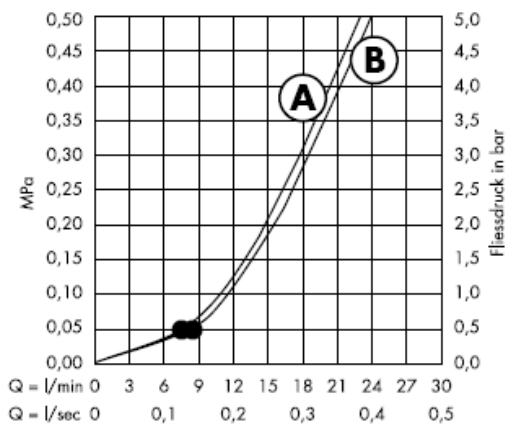
Snavs der er kommet ind i håndbruseren kan skade funktionsdelene i håndbruseren, og Hansgrohes garanti gælder ikke for skader der er opstået på denne måde.



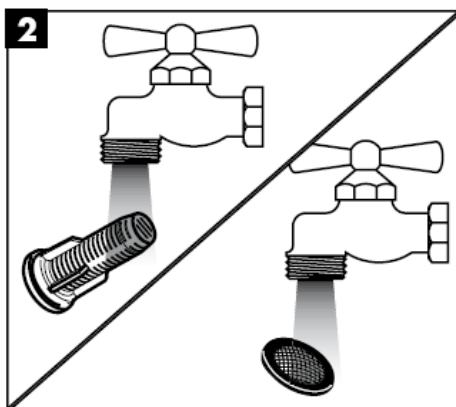
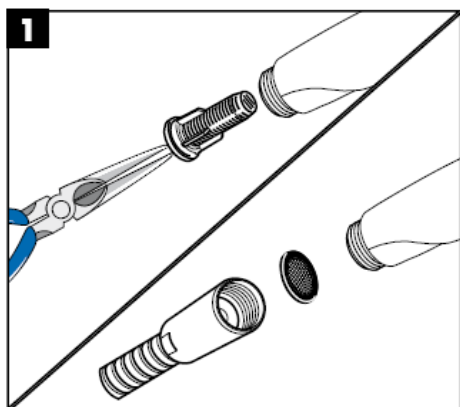
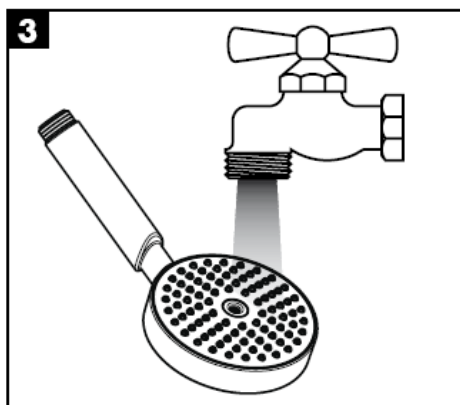
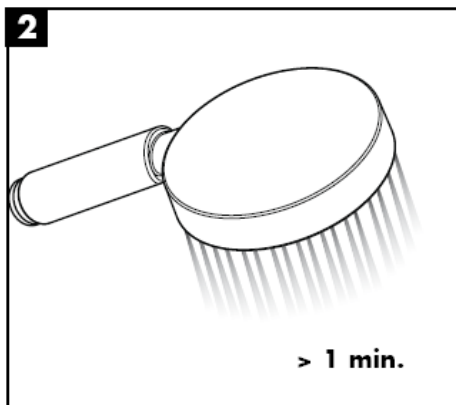
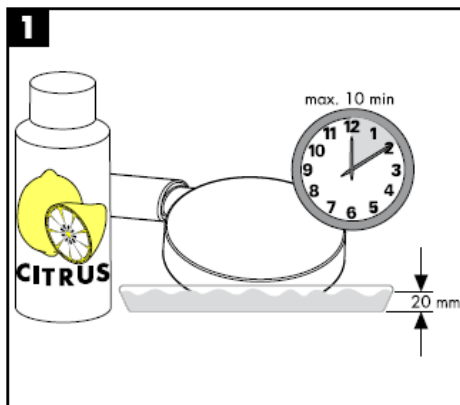
Med filterindsats (A)

Med smudsfangsi (B)

Fra • er funktionen anvendelig.

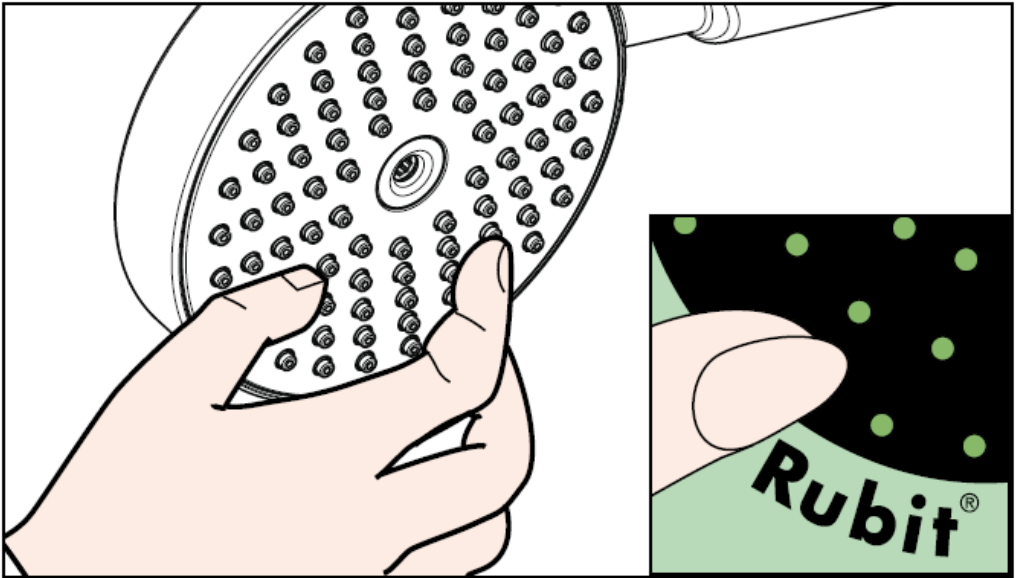


Håndbruseren er velegnet i forbindelse med gennemstrømningsvandvarmere på min 21 kW samt en gennemstrømningsmængde på min. 7 l/min.



## Rengøring

Med Rubit®, den manuelle rengøringsfunktion kan strålekanalerne let renses for kalk - der skal blot gnubbes!



**hansgrohe**

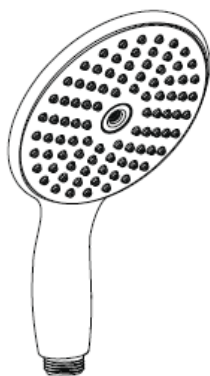
Hansgrohe · Postfach 1145 · D-77761 Schiltach · Telefon +49 (0) 78 36/51-1282 · Telefax +49 (0) 7836/511440  
E-Mail: [info@hansgrohe.com](mailto:info@hansgrohe.com) · Internet: [www.hansgrohe.com](http://www.hansgrohe.com)

01/2008  
9.05471.03  
Dansk

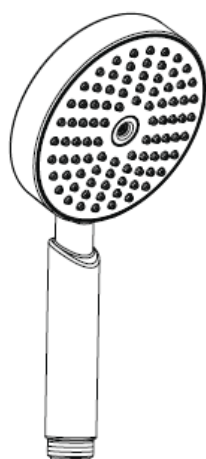




# Manual de Instalación



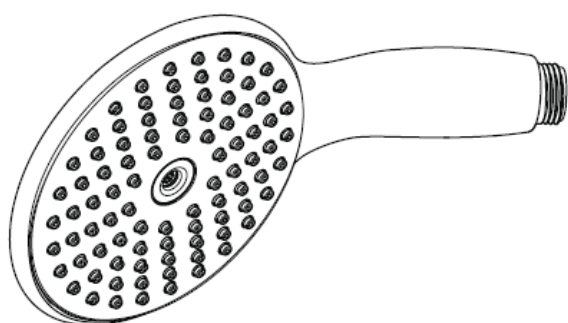
**Raindance E 100 AIR 1jet**  
28508XXX



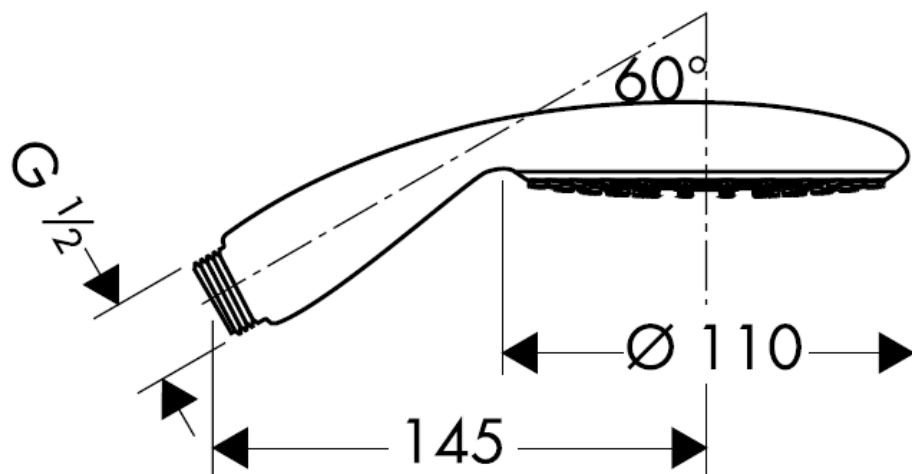
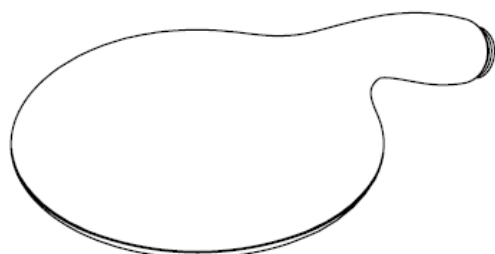
**Raindance S 100 AIR 1jet**  
28509XXX

**hansgrohe**

**Raindance E 100 AIR 1jet**  
28508XXX



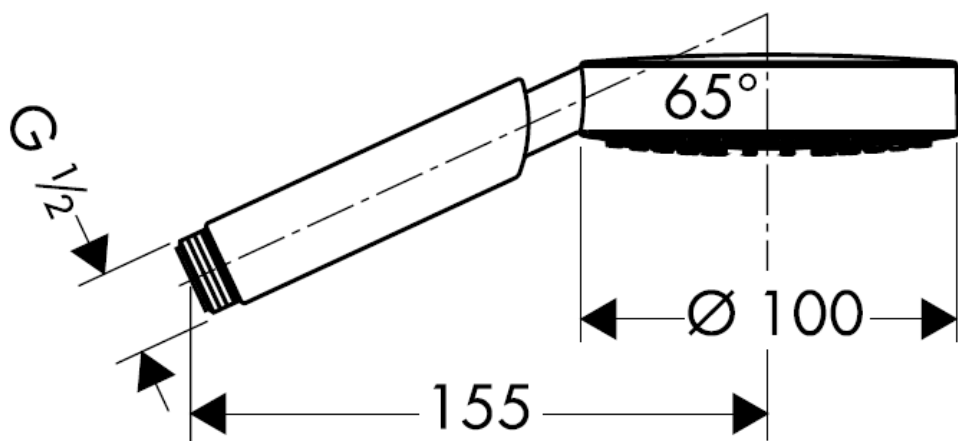
**Rain AIR**



**Raindance S 100 AIR 1jet**  
28509XXX



**Rain AIR**



**Dados Técnicos**

Pressão de funcionamento: max. 1 MPa  
Pressão de func. recomendada: 0,1 – 0,4 MPa  
(1 MPa = 10 bar = 147 PSI)  
Temperatura da água quente: max. 60° C

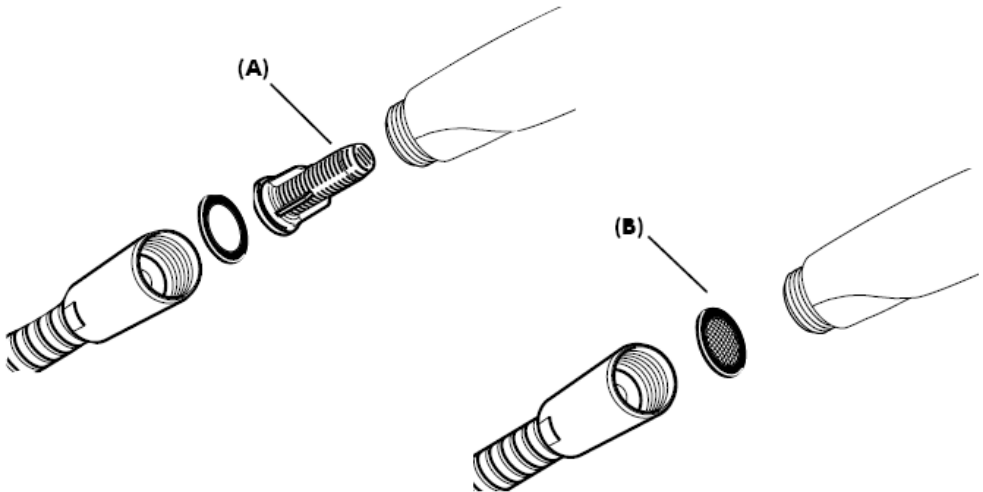
**Marca de controlo**

	DVGW	P-IX	SVGW	ACS	NF	WRAS	KIWA
28508XXX	X	P-IX 9876/IC	X	X			X
28509XXX	X	P-IX 9875/IB	X	X			X

**Montagem**

O filtro de inserção (A) deve ser utilizado para assegurar um caudal standart e para proteger o chuveiro de mão de areias e resíduos provenientes da tubagem. Se quiser um caudal maior, deve usar o filtro de junção (B) em vez do filtro de inserção (A).

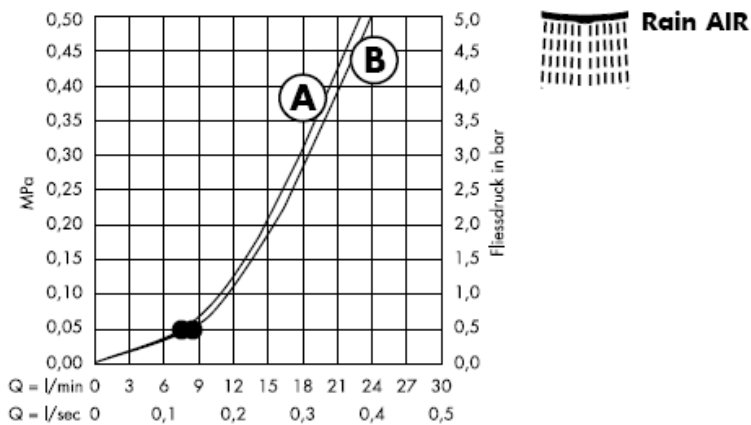
Resíduos e areias podem danificar componentes ou provocar o mau funcionamento do chuveiro; as avarias assim provocadas anulam a responsabilidade e garantia Hansgrohe.



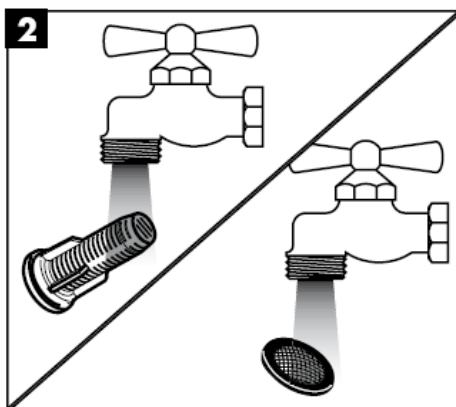
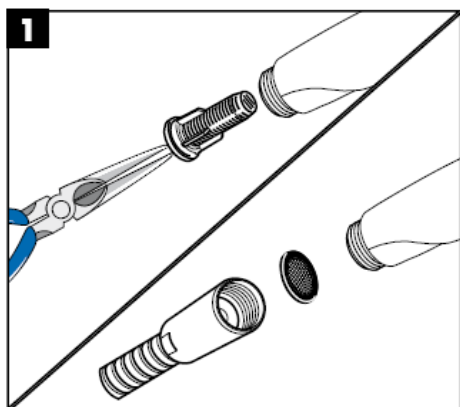
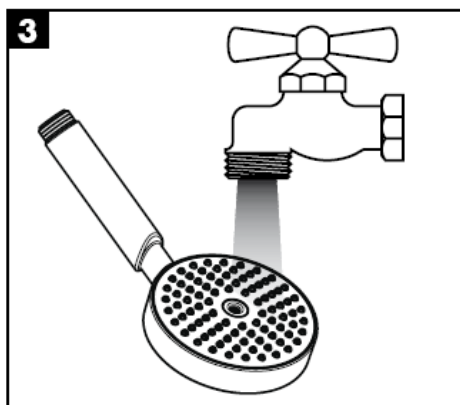
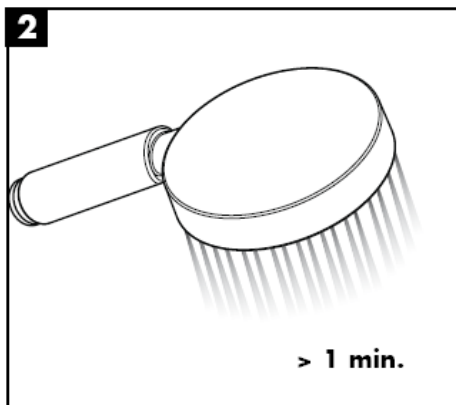
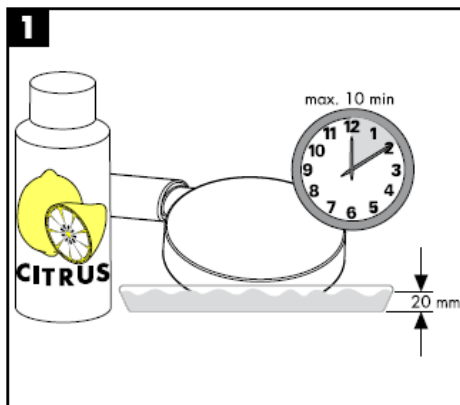
Com o filtro (A)

Com o filtro de junção (B)

- A partir deste ponto inicia-se o funcionamento correcto.

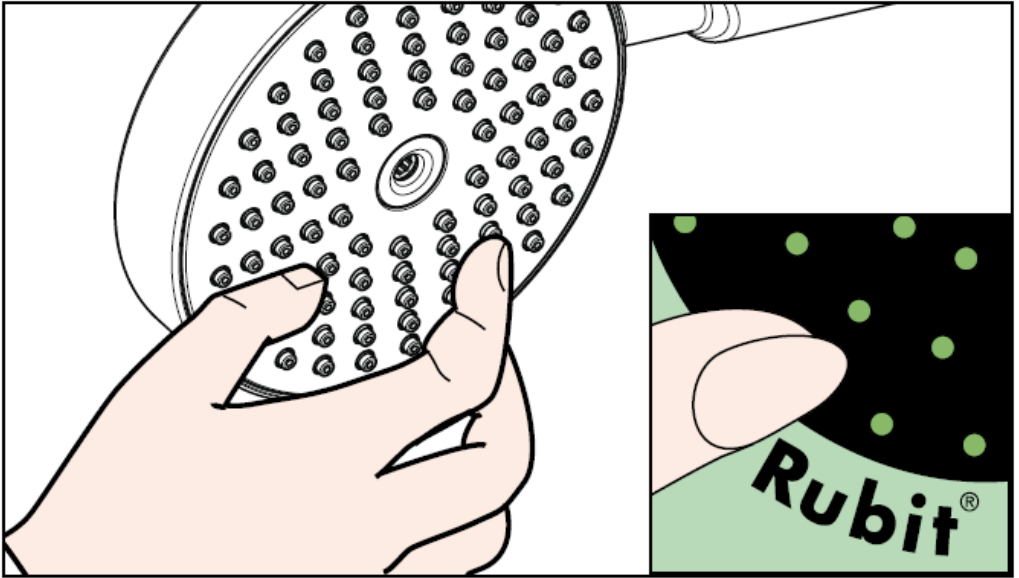


O chuveiro de mão é compatível com esquentadores instantâneos de 21 kW e um caudal mínimo de 7 l/minuto.



## Limpeza

O sistema de limpeza Rubit® requer apenas uma ligeira passagem com a mão para remover os depósitos de calcário do emulsor.



**hansgrohe**

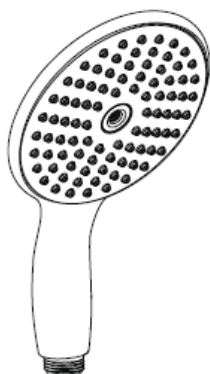
Hansgrohe · Postfach 1145 · D-77761 Schiltach · Telefon +49 (0) 78 36/51-1282 · Telefax +49 (0) 7836/511440  
E-Mail: [info@hansgrohe.com](mailto:info@hansgrohe.com) · Internet: [www.hansgrohe.com](http://www.hansgrohe.com)

01/2008  
9.05471.03  
Português

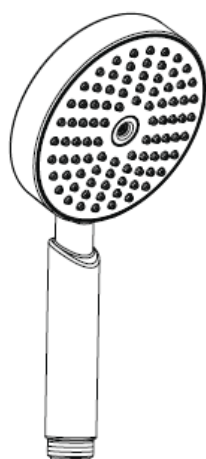




# Instrukcija montažu



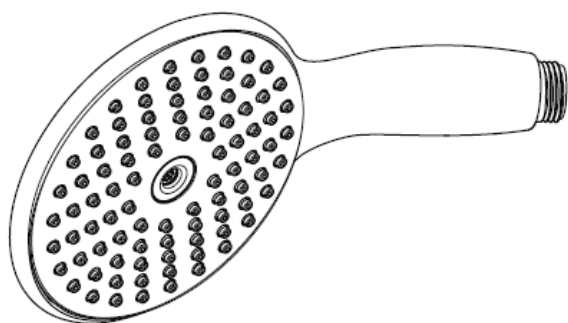
**Raindance E 100 AIR 1jet**  
28508XXX



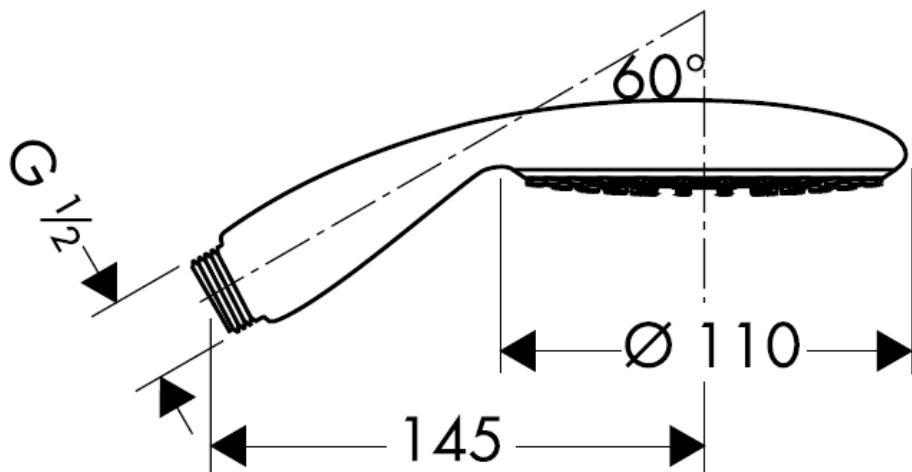
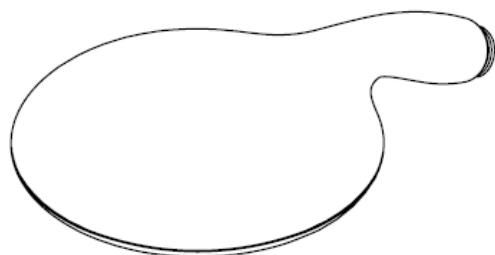
**Raindance S 100 AIR 1jet**  
28509XXX

**hansgrohe**

**Raindance E 100 AIR 1jet**  
28508XXX



**Rain AIR**



**Raindance S 100 AIR 1jet**  
28509XXX



**Rain AIR**



**Dane techniczne**

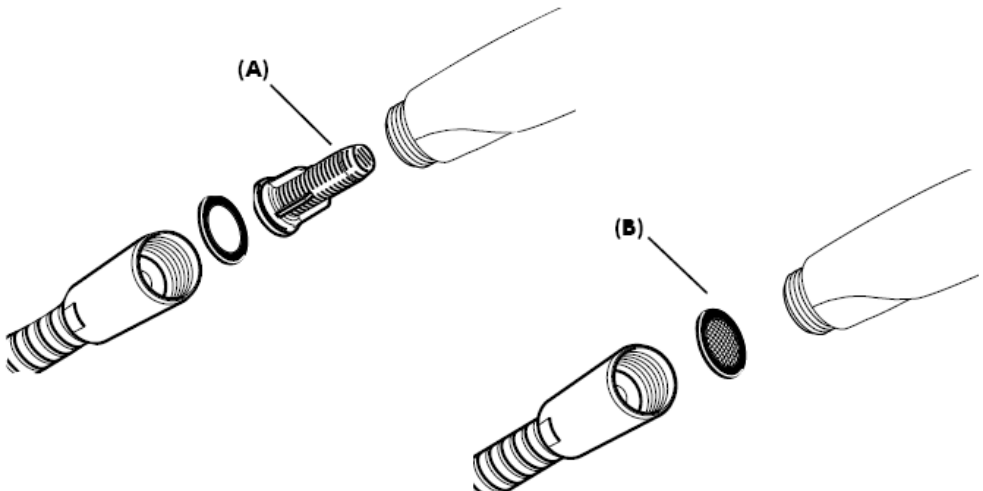
Ciśnienie robocze:	max. 1 MPa
Zalecane ciśnienie robocze:	0,1 – 0,4 MPa
(1 MPa = 10 bary = 147 PSI)	
Temperatura wody gorącej:	max. 60° C

**Znak jakości**

	DVGW	P-IX	SVGW	ACS	NF	WRAS	KIWA
28508XXX	X	P-IX 9876/IC	X	X			X
28509XXX	X	P-IX 9875/IB	X	X			X

**Montaż**

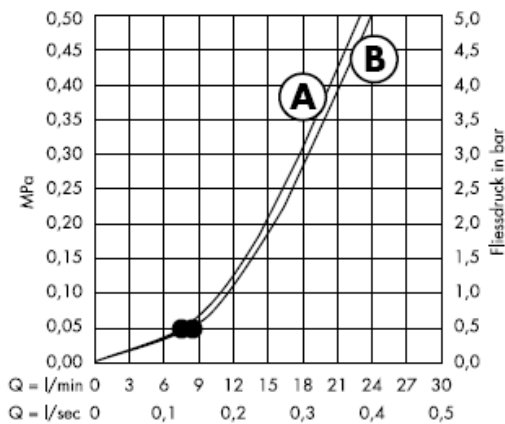
Należy zamontować znajdującą się w opakowaniu wkładkę filtra (A), aby zapewnić przepisowy przepływ przez prysznic ręczny i zapobiec przedostawaniu się zanieczyszczeń z instalacji sieciowej. Jeżeli pożądanym jest większy przepływ wody, wówczas należy zamiast wkładki filtra (A) użyć uszczelki z sitkiem (B). Przedostające się zanieczyszczenia mogą mieć negatywny wpływ na działanie i/lub prowadzić do usterek w działaniu elementów prysznicy ręcznej. Za powstałe z tego tytułu szkody firma Hansgrohe nie ponosi odpowiedzialności.



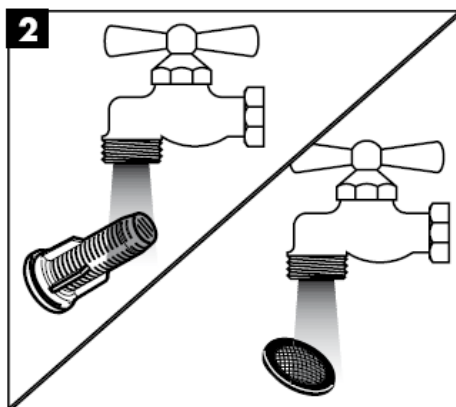
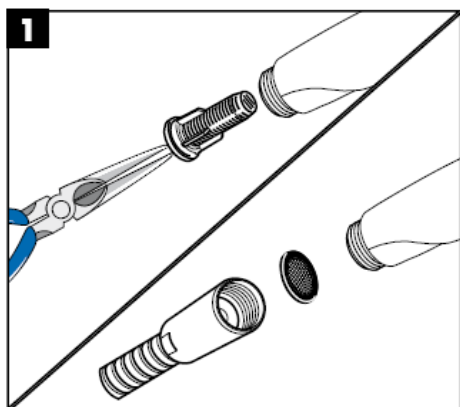
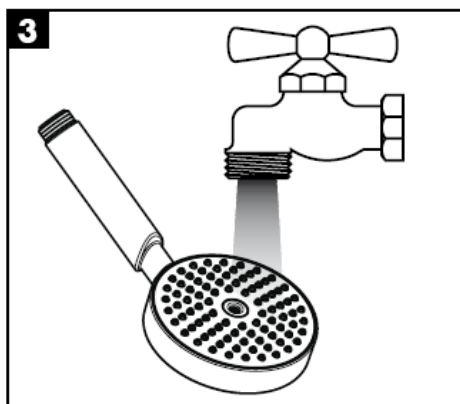

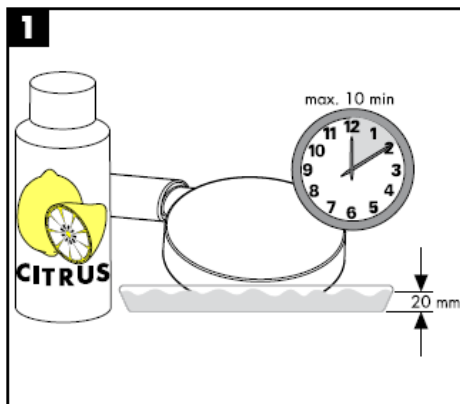
Z wkładką filtra (A)

Z uszczelką z sitkiem (B)

Od • możliwe jest funkcjonowanie.

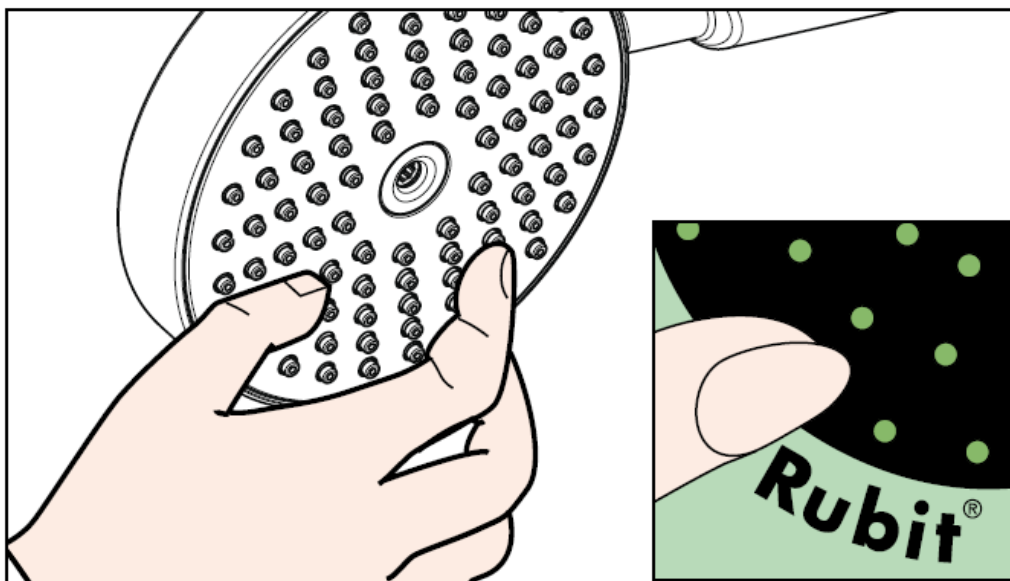


Prysznic ręczny jest przystosowany do przepływowych podgrzewaczy wody o mocy powyżej 21 kW i przepływie minimalnym 7 l/min.



## Czyszczenie

Funkcja Rubit® wymaga jedynie delikatnego potarcia dłonią, aby usunąć ewentualne osady kamienia wapiennego.



**hansgrohe**

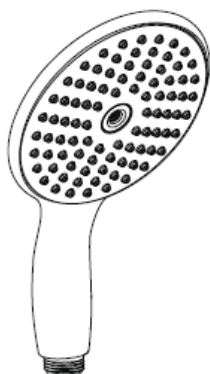
Hansgrohe · Postfach 1145 · D-77761 Schiltach · Telefon +49 (0) 78 36/51-1282 · Telefax +49 (0) 7836/511440  
E-Mail: [info@hansgrohe.com](mailto:info@hansgrohe.com) · Internet: [www.hansgrohe.com](http://www.hansgrohe.com)

01/2008  
9.05471.03  
Polski

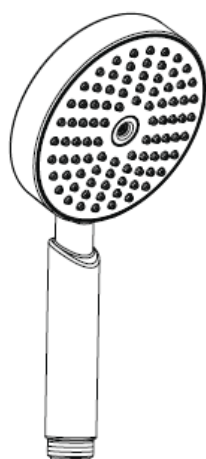




# Montážní návod



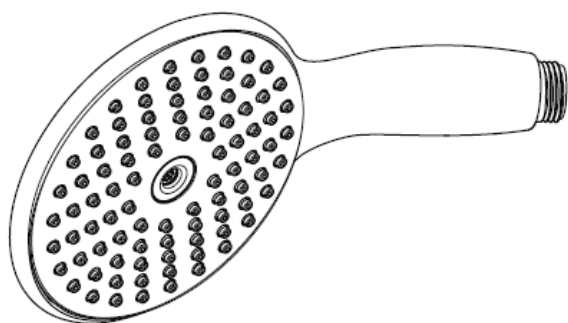
**Raindance E 100 AIR 1jet**  
28508XXX



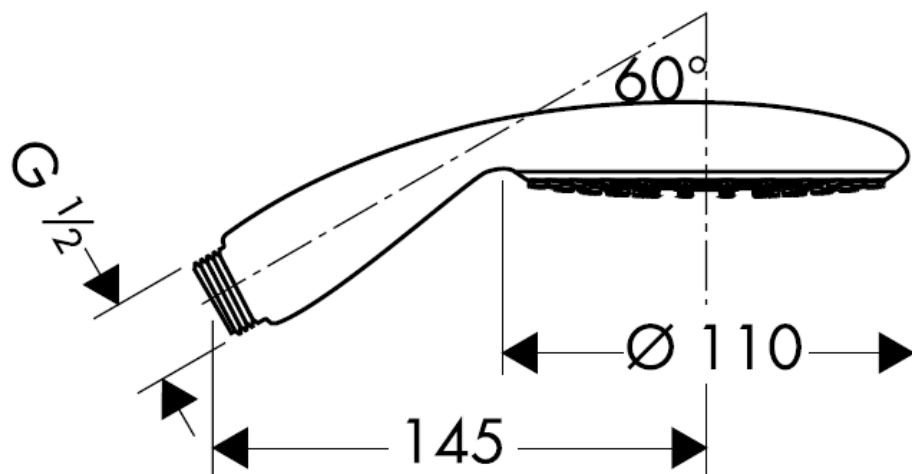
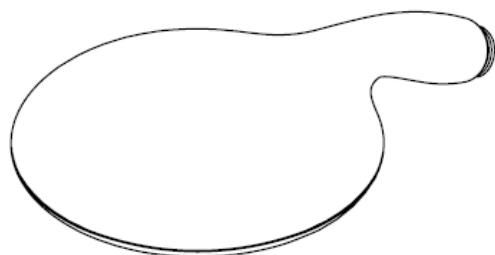
**Raindance S 100 AIR 1jet**  
28509XXX

**hansgrohe**

**Raindance E 100 AIR 1jet**  
28508XXX



**Rain AIR**



**Raindance S 100 AIR 1jet**  
28509XXX



**Rain AIR**



**Technické údaje**

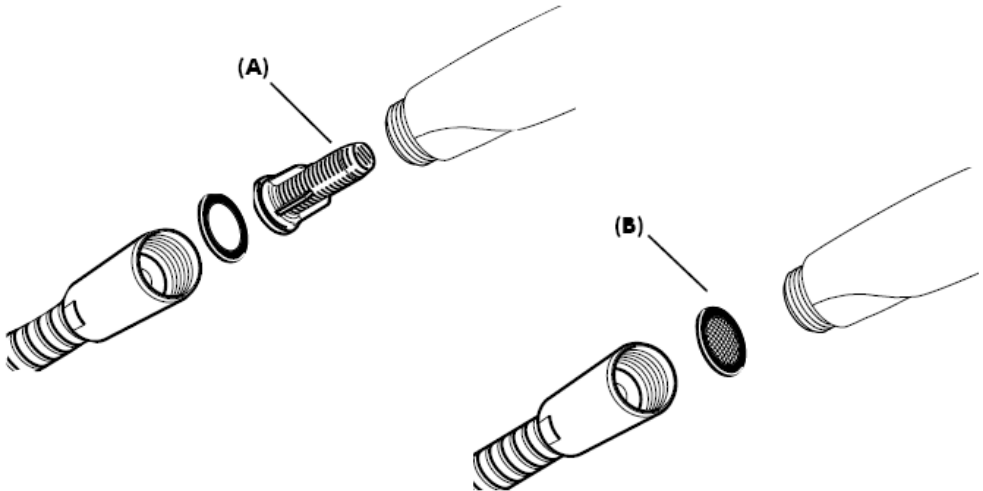
Provozní tlak: max. 1 MPa  
 Doporučený provozní tlak: 0,1 – 0,4 MPa  
 (1 MPa = 10 barů = 147 PSI)  
 Teplota horké vody: max. 60° C

**zkušební značka**

	DVGW	P-IX	SVGW	ACS	NF	WRAS	KIWA
28508XXX	X	P-IX 9876/IC	X	X			X
28509XXX	X	P-IX 9875/IB	X	X			X

**Montáž**

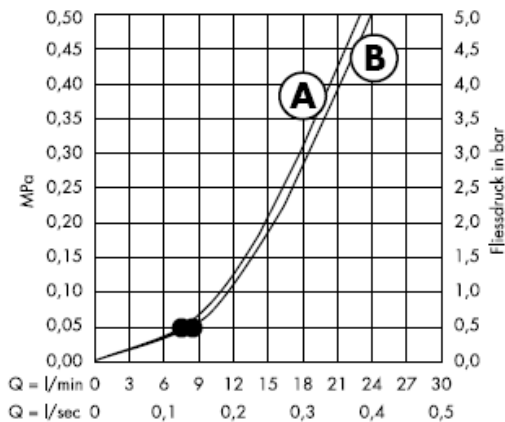
Příbalená filtrační vložka (A) se musí zabudovat, aby zajistila jmenovitý průtok ruční sprchou a zabránila přístupu nečistot vyplavovaných z potrubí. Pokud se požaduje vyšší průtok, musí se vsadit místo filtrační vložky (A) těsnění se sítkem (B). Vyplavené nečistoty mohou ovlivnit funkčnost a nebo také vést k poškození funkčních dílů ruční sprchy. Na tyto škody se záruka firmy Hansgrohe nevztahuje.



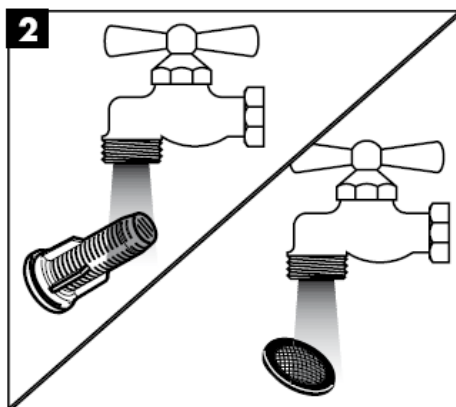
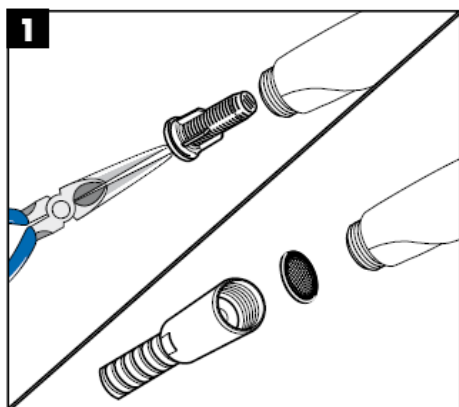
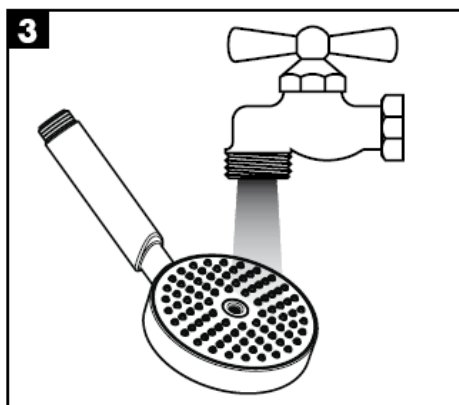

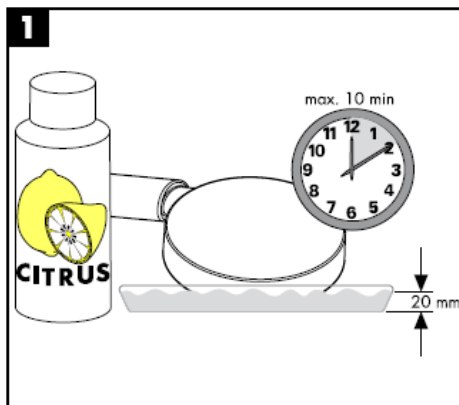
s filtrační vložkou (A)

S těsněním se sítkem (B)

Od • je zaručená funkce

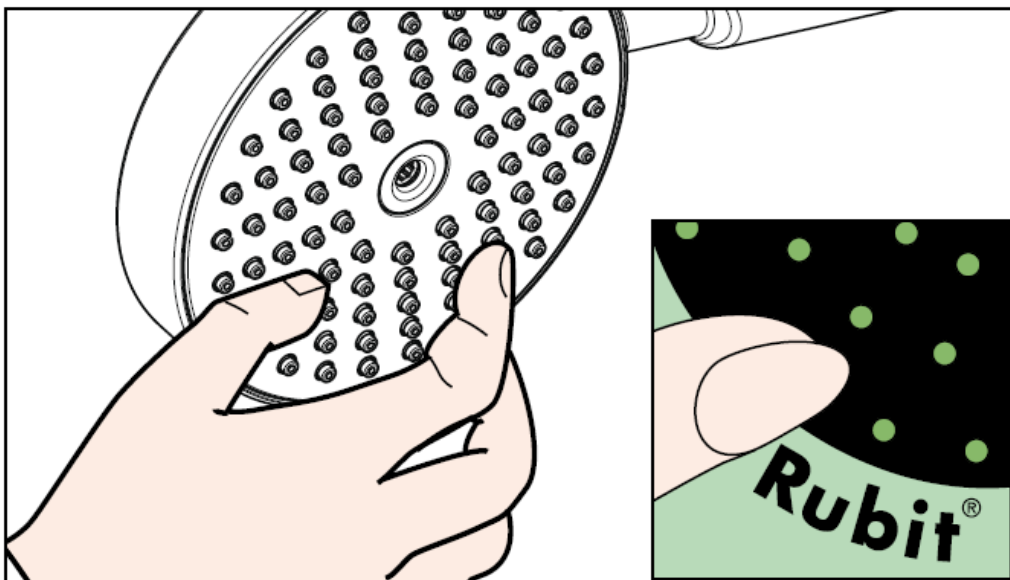


Ruční sprcha je vhodná k použití s průtokovým ohřivačem výkonu od 21 kW a průtoku 7 l/min.



## Čištění

S ruční čisticí funkcí Rubit® stačí jednoduché odstranění vodního kamene prsty z trysky kotouče tvarujícího proud vody.



**hansgrohe**

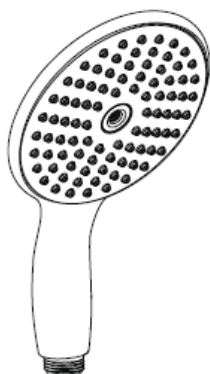
Hansgrohe · Postfach 1145 · D-77761 Schiltach · Telefon +49 (0) 78 36/51-1282 · Telefax +49 (0) 7836/511440  
E-Mail: [info@hansgrohe.com](mailto:info@hansgrohe.com) · Internet: [www.hansgrohe.com](http://www.hansgrohe.com)

01/2008  
9.05471.03  
Česky

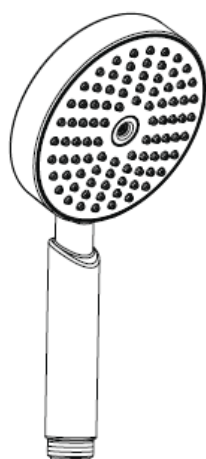




# Montážny návod



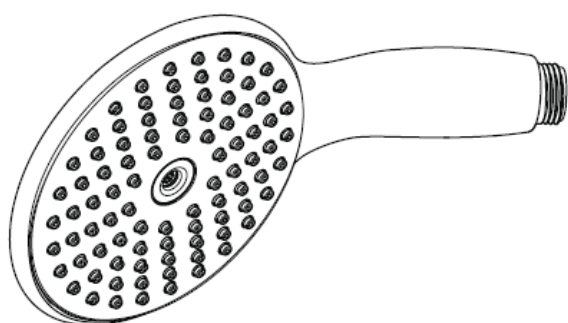
**Raindance E 100 AIR 1jet**  
28508XXX



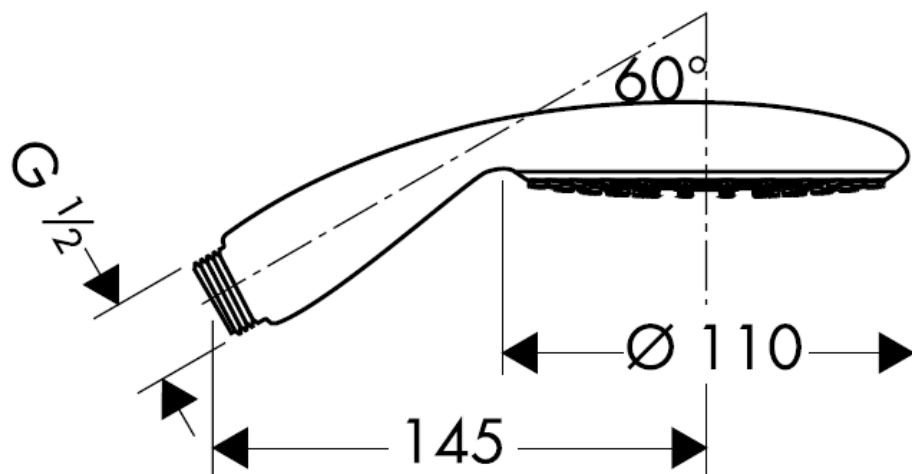
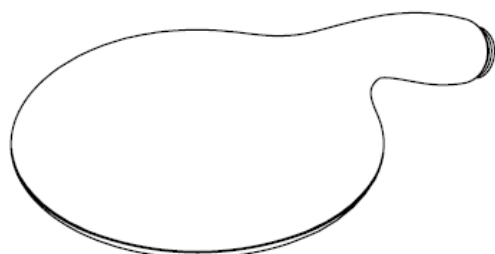
**Raindance S 100 AIR 1jet**  
28509XXX

**hansgrohe**

**Raindance E 100 AIR 1jet**  
28508XXX



**Rain AIR**



**Raindance S 100 AIR 1jet**  
28509XXX



**Rain AIR**



**Technické údaje**

Prevádzkový tlak:	max. 1 MPa
Doporučený prevádzkový tlak: (1 MPa = 10 barov = 147 PSI)	0,1 – 0,4 MPa
Teplota teplej vody:	max. 60° C

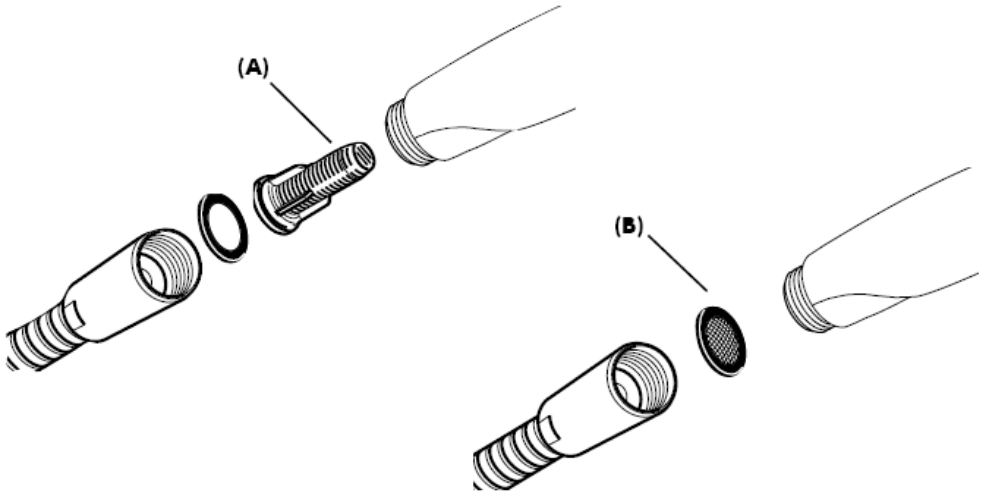
**Osvedčenie o skúške**

	DVGW	P-IX	SVGW	ACS	NF	WRAS	KIWA
28508XXX	X	P-IX 9876/IC	X	X			X
28509XXX	X	P-IX 9875/IB	X	X			X

**Montáž**

Pribalená filtračná vložka (A) sa musí zabudovať, aby zaistila menovitý prietok ručnou sprchou a zabránila prístupu nečistôt vyplavovaných z potrubia.

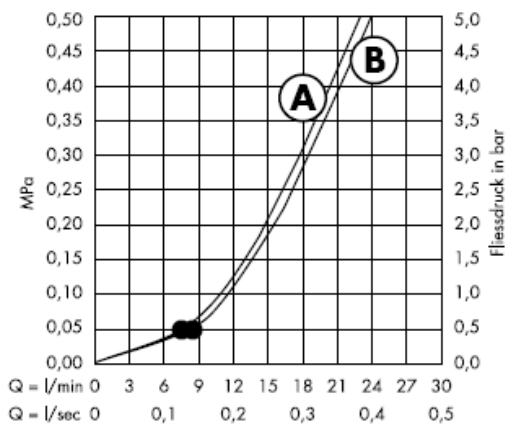
Pokiaľ sa požaduje vyšší prietok, musí sa vsadiť namiesto filtračnej vložky (A) tesnenie so sitkom (B). Vyplavené nečistoty môžu ovplyvniť funkčnosť alebo môžu viesť aj k poškodeniu funkčných dielov ručnej sprchy. Na tieto škody sa záruka firmy Hansgrohe nevzťahuje.



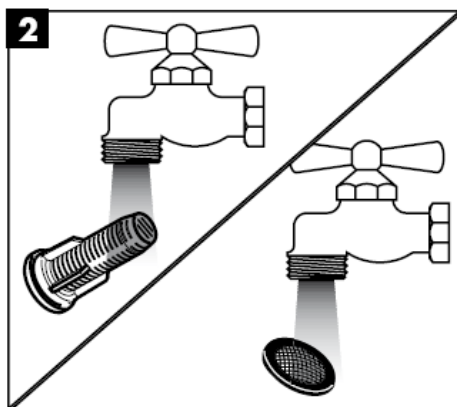
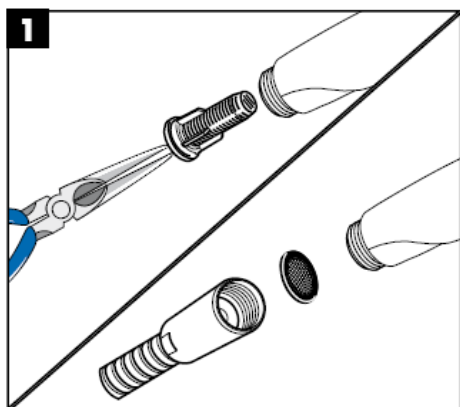
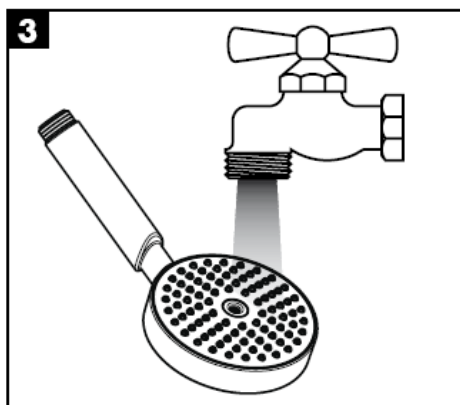
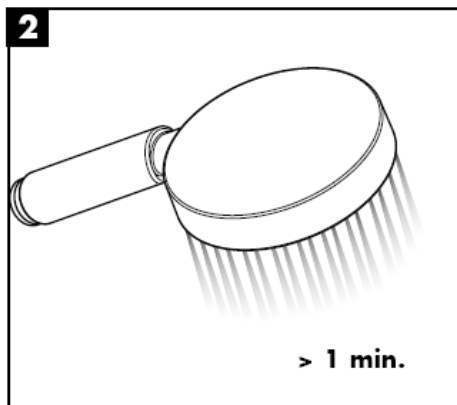
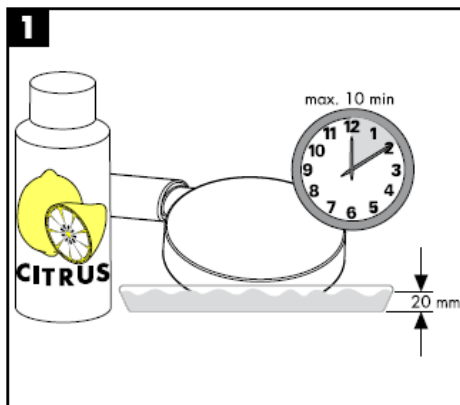
S filtračnou vložkou (A)

S tesnením so sítom (B)

Od • je zaručená funkcia.

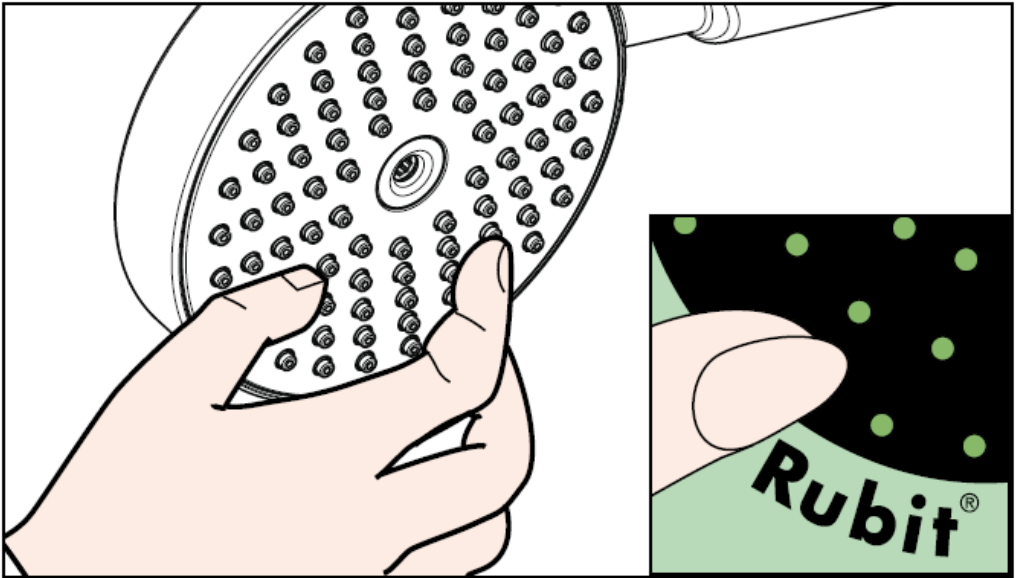


Ručná sprcha je vhodná k použitiu s prietokovým ohrievačom s výkonom od 21 kW a prietoku 7 l/min.



## Čištění

Čistiaca funkcia Rubit, stačí na jednoduché odstránenie vodného kameňa prstami z trysiek kotúča tvarujúceho prúd vody.



**hansgrohe**

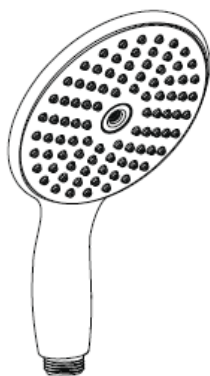
Hansgrohe · Postfach 1145 · D-77761 Schiltach · Telefon +49 (0) 78 36/51-1282 · Telefax +49 (0) 7836/511440  
E-Mail: [info@hansgrohe.com](mailto:info@hansgrohe.com) · Internet: [www.hansgrohe.com](http://www.hansgrohe.com)

01/2008  
9.05471.03  
Slovensky

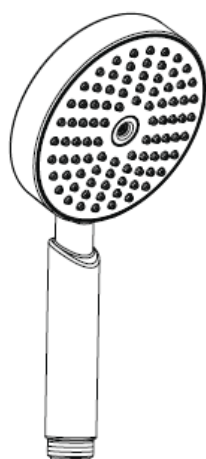




# 组装说明



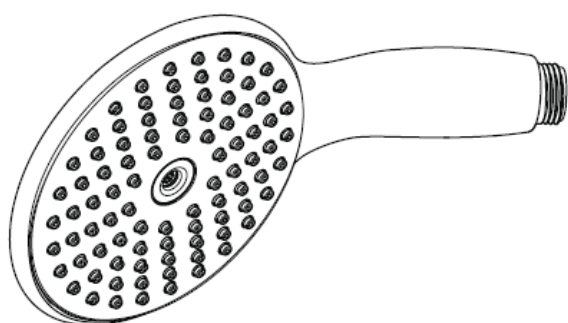
**Raindance E 100 AIR 1jet**  
28508XXX



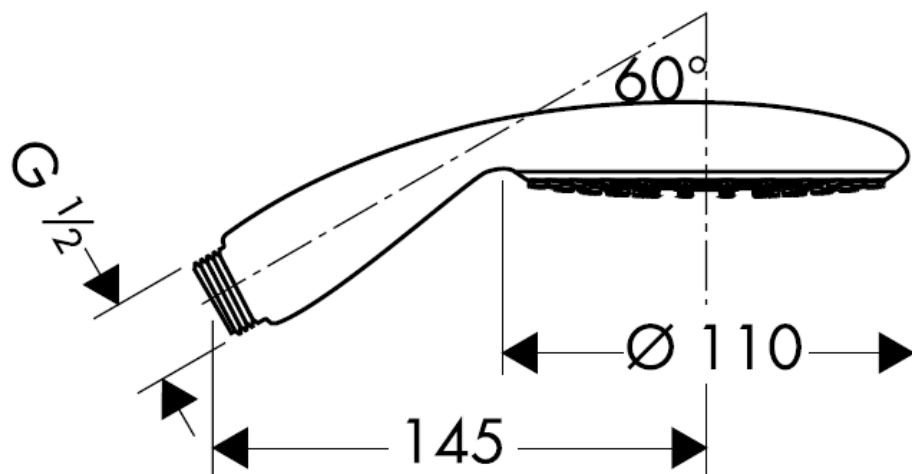
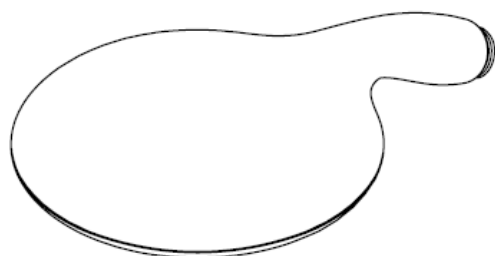
**Raindance S 100 AIR 1jet**  
28509XXX

**hansgrohe**

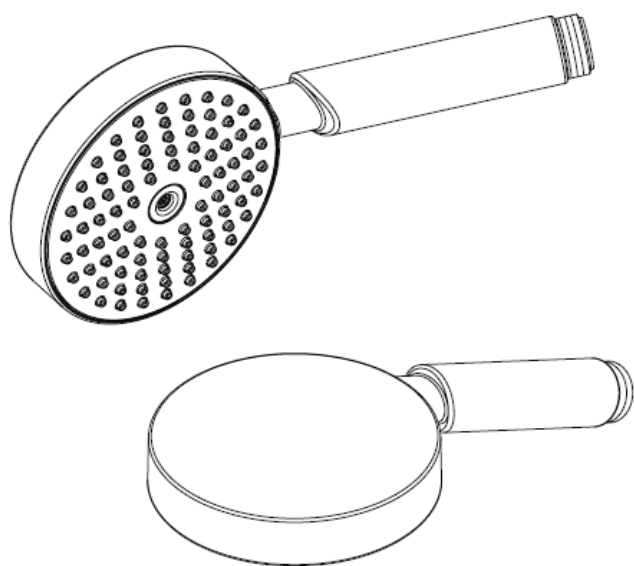
**Raindance E 100 AIR 1jet**  
28508XXX



**Rain AIR**



**Raindance S 100 AIR 1jet**  
28509XXX



**Rain AIR**



### 技术参数

工作压强:	max. 1 MPa
推荐工作压强:	0,1 – 0,4 MPa
(1 MPa = 10 巴 = 147 PSI)	
热水温度:	max. 60° C

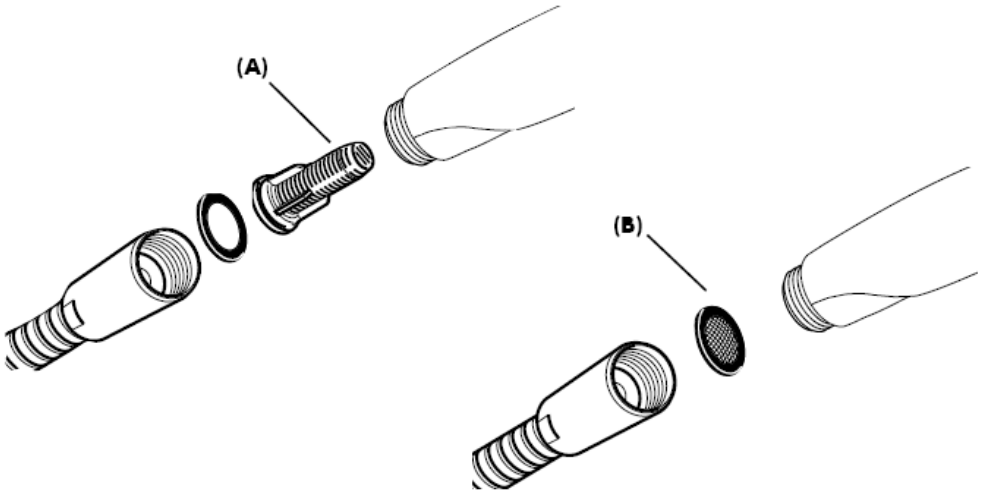
### 检验标记

	DVGW	P-IX	SVGW	ACS	NF	WRAS	KIWA
28508XXX	X	P-IX 9876/IC	X	X			X
28509XXX	X	P-IX 9875/IB	X	X			X

### 安装

为了防止管道中的脏东西冲入花洒内，与手持花洒包装在一起的滤柱 (A) 必须安装。如果想要更大的出水量，可用滤网 (B) 代替滤柱 (A)。

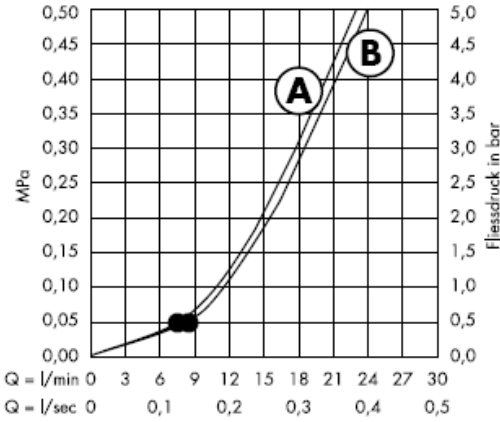
这些脏东西会影响手持花洒的功能或损坏手持花洒的功能部件，由此引起的损失汉斯格雅公司概不负责。



带滤柱 (A)

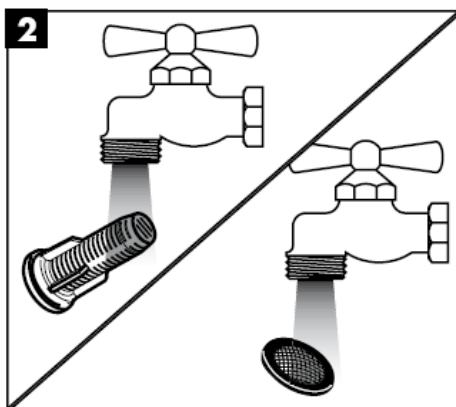
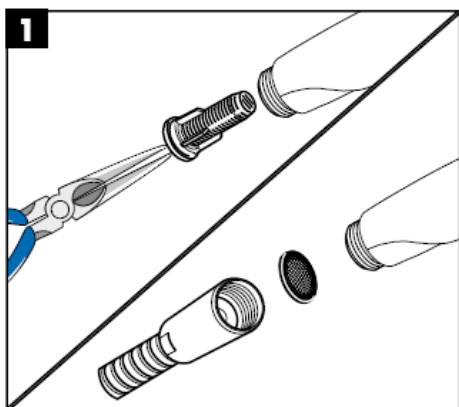
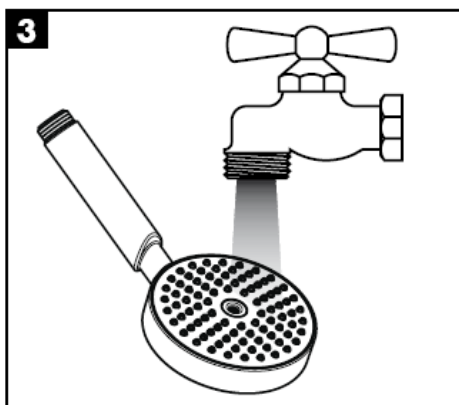
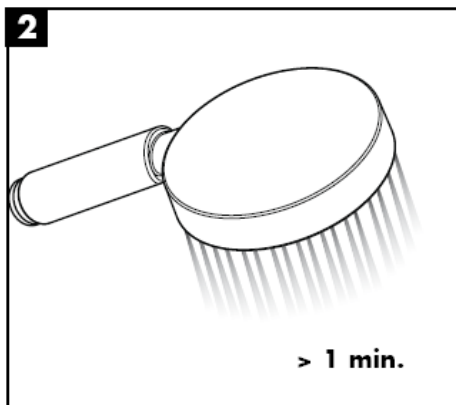
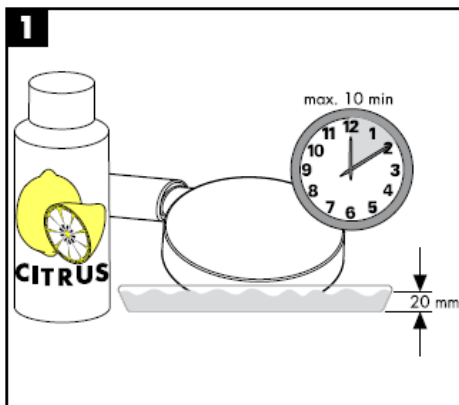
带滤网 (B)

从•开始，正常功能得以保证。



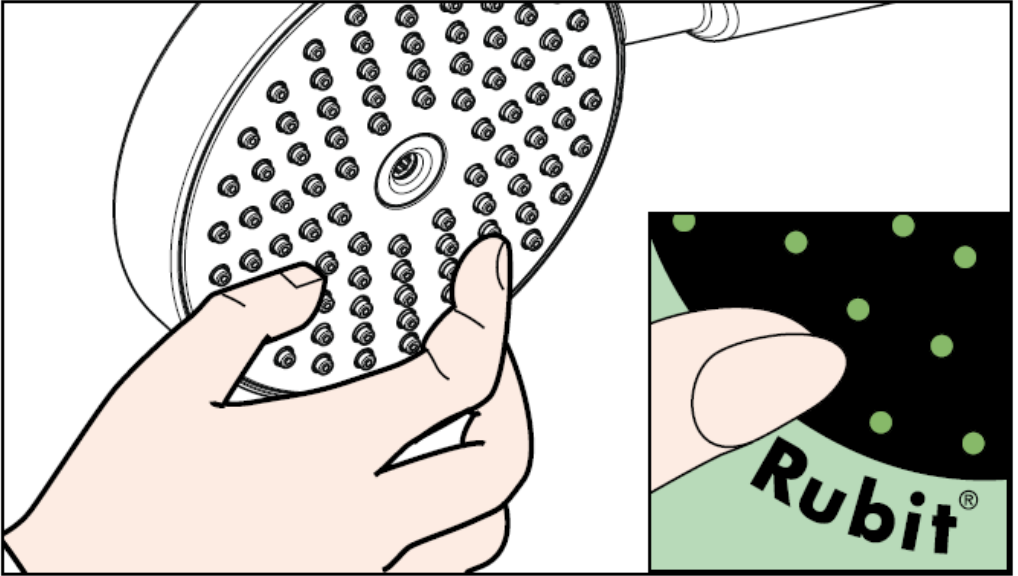
手提花洒适合热输出21

kW、最低流量7升/分钟连续流热水器。



## 清洗

有了Rubit®, 手工清洁功能, 要去掉喷头上的水垢, 只需简单地搓除即可。



**hansgrohe**

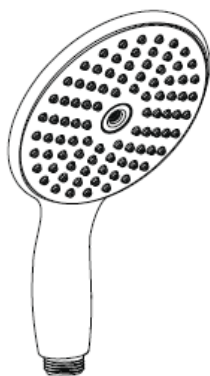
Hansgrohe · Postfach 1145 · D-77761 Schiltach · Telefon +49 (0) 78 36/51-1282 · Telefax +49 (0) 7836/511440  
E-Mail: [info@hansgrohe.com](mailto:info@hansgrohe.com) · Internet: [www.hansgrohe.com](http://www.hansgrohe.com)

01/2008  
9.05471.03  
中文

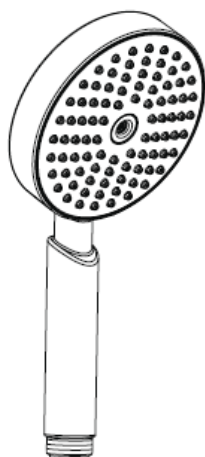




# Инструкция по монтажу



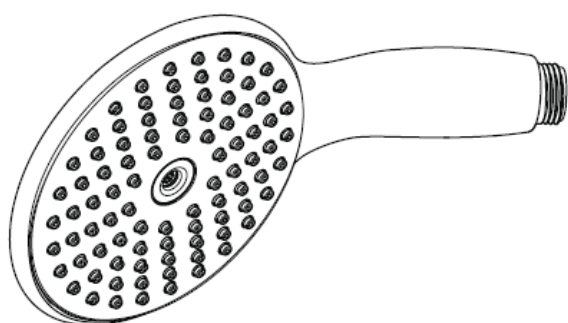
**Raindance E 100 AIR 1jet**  
28508XXX



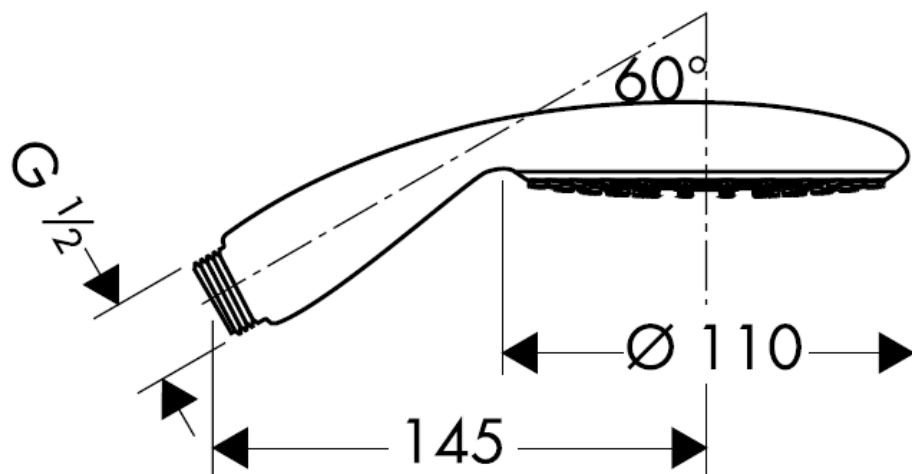
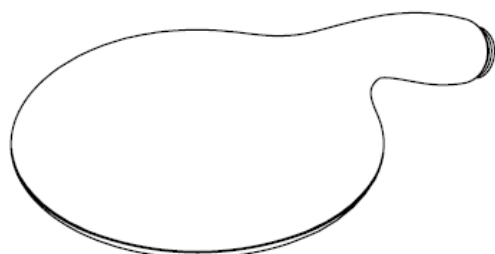
**Raindance S 100 AIR 1jet**  
28509XXX

**hansgrohe**

**Raindance E 100 AIR 1jet**  
28508XXX



**Rain AIR**



**Raindance S 100 AIR 1jet**  
28509XXX



**Rain AIR**



**Технические данные**

Рабочее давление: max. 1 МПа  
 Рекомендуемое рабочее давление: 0,1 – 0,4 МПа  
 (1 МПа = 10 бар = 147 PSI)  
 Температура горячей воды: max. 60° С

**Знак технического контроля**

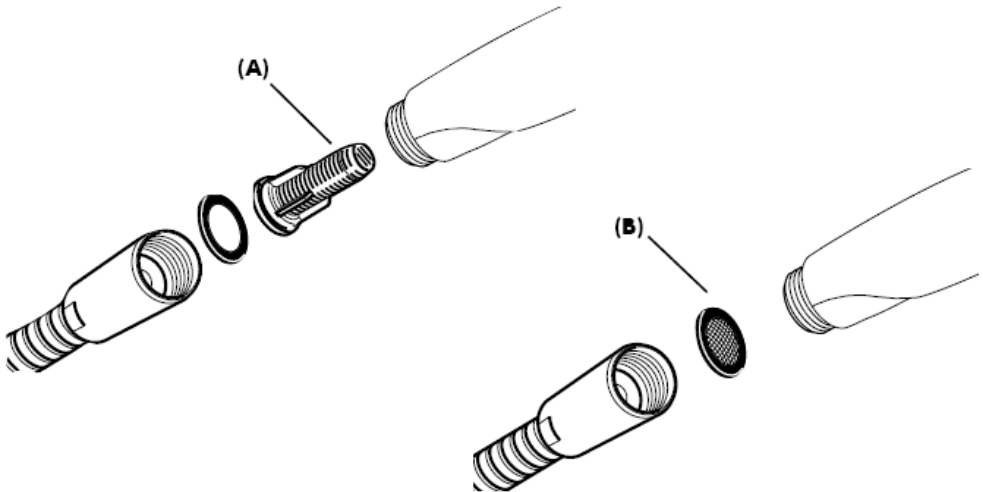
	DVGW	P-IX	SVGW	ACS	NF	WRAS	KIWA
28508XXX	X	P-IX 9876/IC	X	X			X
28509XXX	X	P-IX 9875/IB	X	X			X

**Монтаж**

Предустановленный фильтр (А) предназначен для обеспечения стандартного расхода воды и защиты внутренней части лейки ручного душа от содержащихся в водопроводной воде загрязнений. Если Вы желаете повысить расход воды, Вам необходимо заменить предустановленный фильтр (А) на фильтр-сеточку (В).

Содержащиеся в воде загрязнения могут попасть внутрь лейки привести к повреждениям/поломке внутреннего механизма лейки.

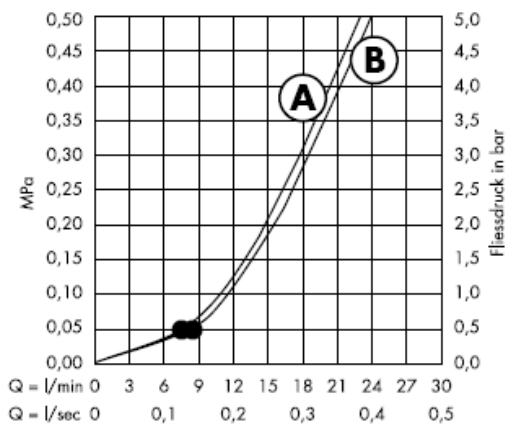
В этом случае покупатель теряет право на гарантию.



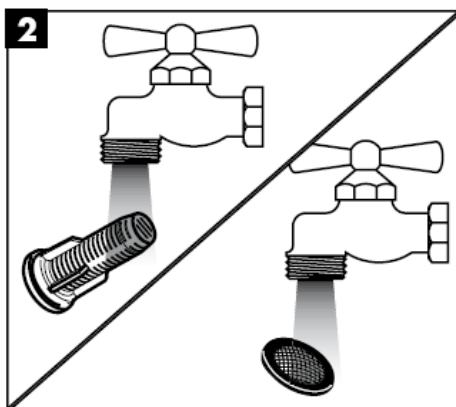
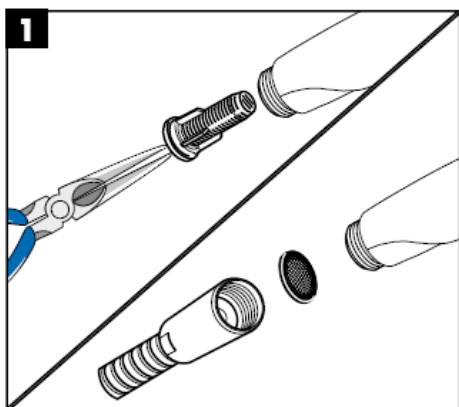
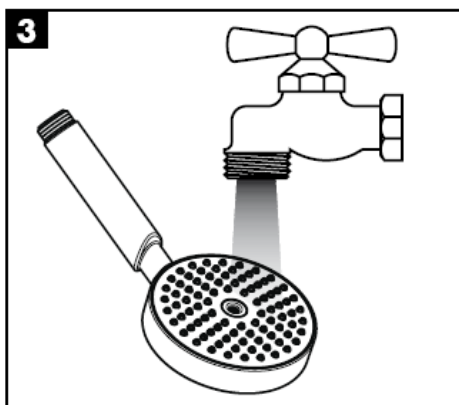
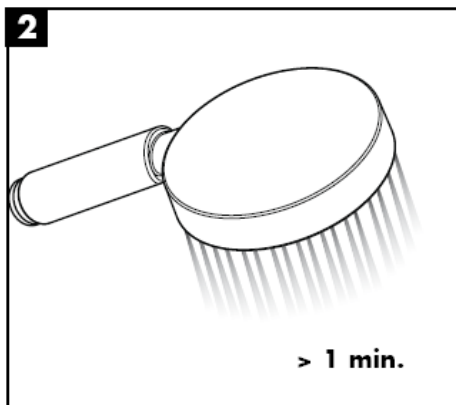
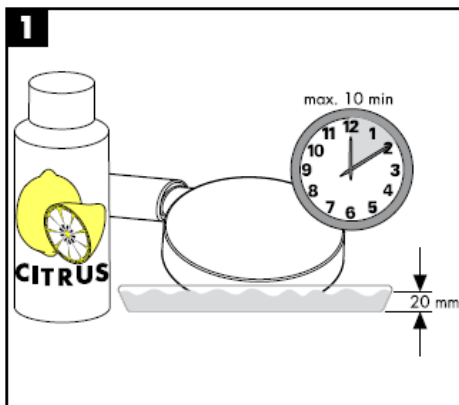
С фильтрующей вставкой (A)

С фильтром-сеткой, содержится в упаковке.

Гарантированное функционирование при показателях свыше •.

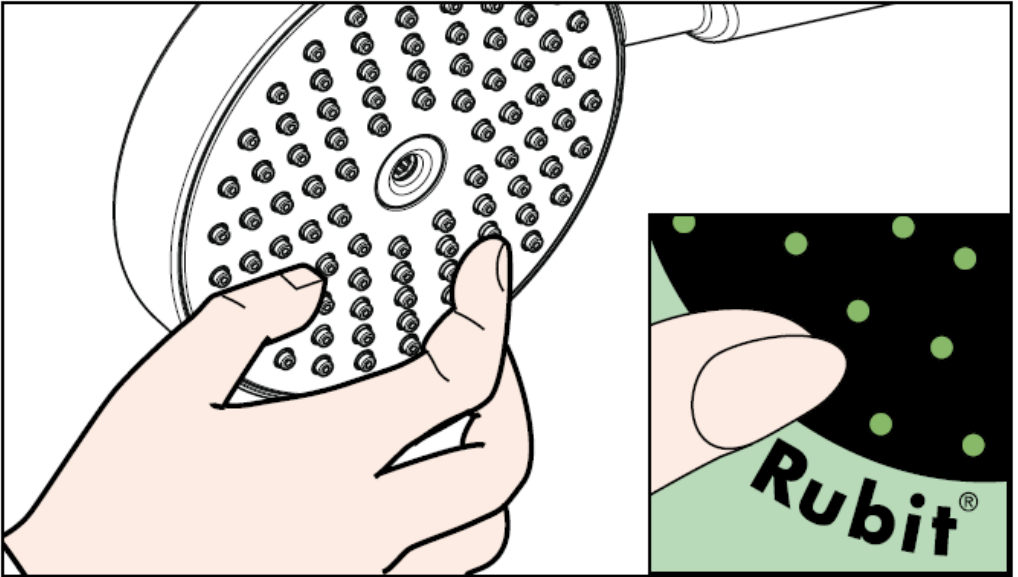


Ручной душ может использоваться с проточными водонагревателями мощностью от 21кВ и напором воды не менее 7 л/мин.



## Очистка

система Rubit® позволяет удалять известковые отложения, достаточно провести по эластичной поверхности аэратора пальцем, как известковые отложения будут удалены.



**hansgrohe**

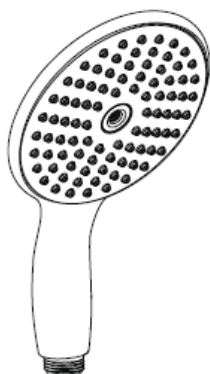
Hansgrohe · Postfach 1145 · D-77761 Schiltach · Telefon +49 (0) 78 36/51-1282 · Telefax +49 (0) 7836/511440  
E-Mail: [info@hansgrohe.com](mailto:info@hansgrohe.com) · Internet: [www.hansgrohe.com](http://www.hansgrohe.com)

01/2008  
9.05471.03  
Русский

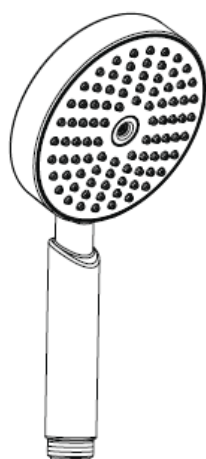




# Szerelési útmutató



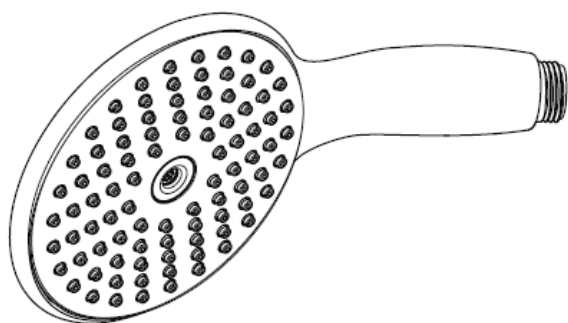
**Raindance E 100 AIR 1jet**  
28508XXX



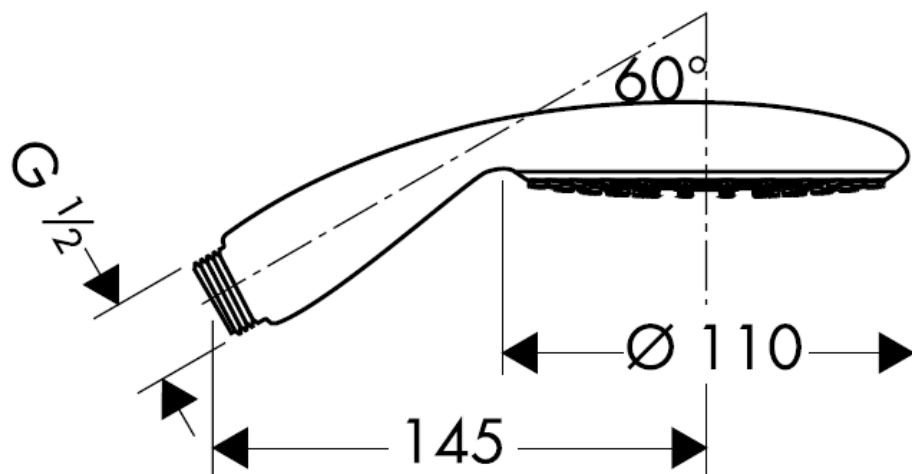
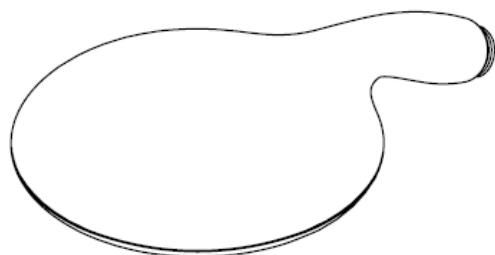
**Raindance S 100 AIR 1jet**  
28509XXX

**hansgrohe**

**Raindance E 100 AIR 1jet**  
28508XXX



**Rain AIR**



**Raindance S 100 AIR 1jet**  
28509XXX



**Rain AIR**



**Műszaki adatok**

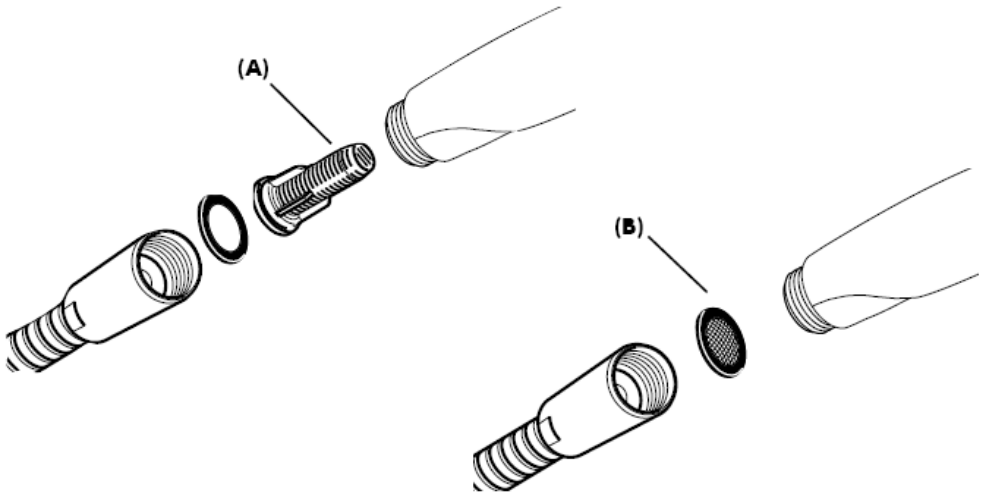
Üzemi nyomás:	max. 1 MPa
Ajánlott üzemi nyomás:	0,1 – 0,4 MPa
(1 MPa = 10 bar = 147 PSI)	
Forróvíz hőmérséklet:	max. 60° C

**Vizsgajel**

	DVGW	P-IX	SVGW	ACS	NF	WRAS	KIWA
28508XXX	X	P-IX 9876/IC	X	X			X
28509XXX	X	P-IX 9875/IB	X	X			X

**Szerelés**

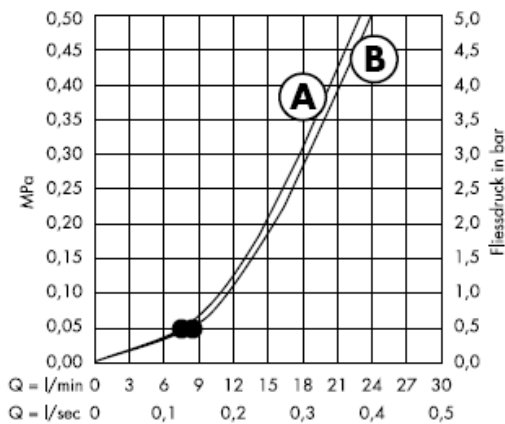
A mellékelt szűrőbetétet (A) be kell szerelni, hogy elérjük a kézizuhany norma szerinti átfolyását, valamint, hogy elkerüljük a vezetékes hálózathoz tartozó szennyeződések zuhanyba való bekerülését. Amennyiben nagyobb átfolyási vízmennyiséget szeretnénk elérni, a szűrőbetét (A) helyett használjuk a szűrőtömítést (B). A vezetékes hálózathoz tartozó szennyeződések gátolhatják a termék működését, és/vagy megrongálhatják a zuhany működő alkatrészeit. Az ebből adódó károkért a Hansgrohe nem felel.



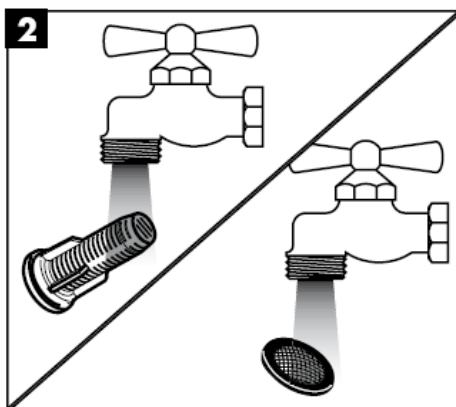
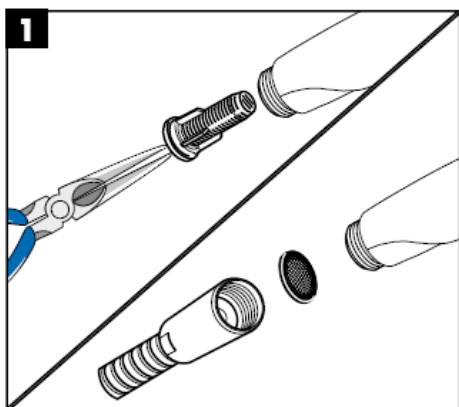
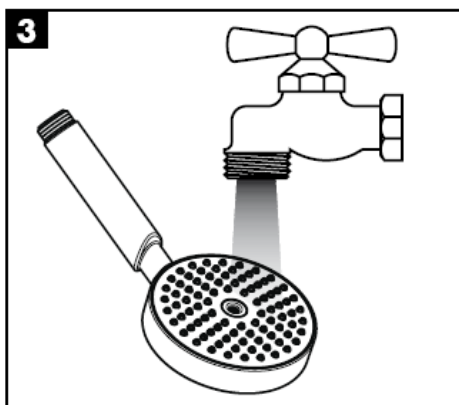
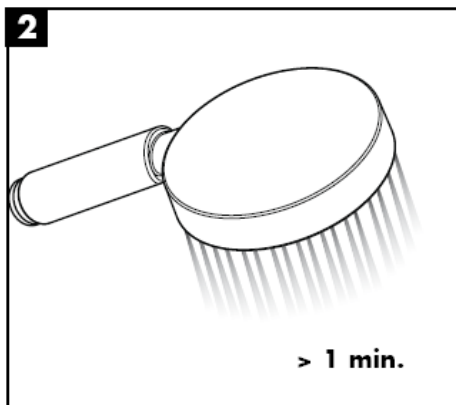
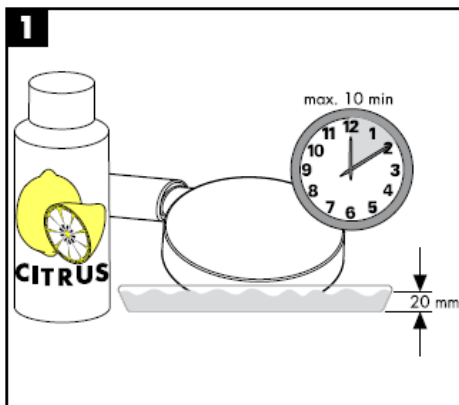
Szűrőbetéttel (A)

Szűrőtömítéssel (B)

A • -től működik az adott funkció.

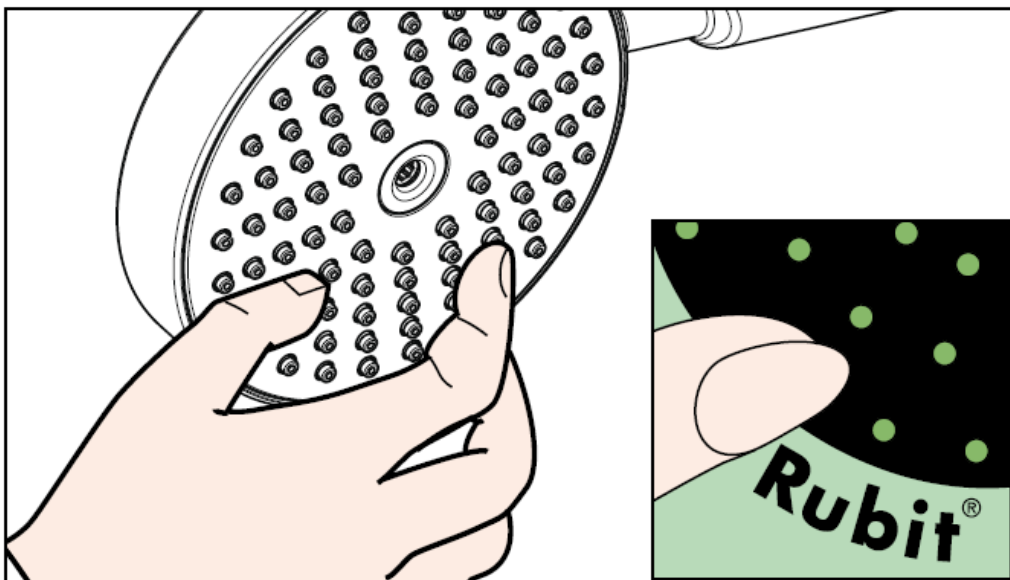


A kézizuhany átfolyós vízmelegítővel való használatra 21 kW-os teljesítménytől és 7l/perc minimális átfolyástól alkalmas.



## Tisztítás

A Rubit® manuális tisztítófunkciónak köszönhetően a vízsugármylások egyszerű ledörzsöléssel megtisztíthatóak a vízkőtől.



**hansgrohe**

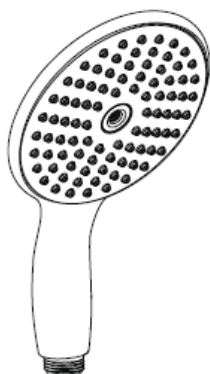
Hansgrohe · Postfach 1145 · D-77761 Schiltach · Telefon +49 (0) 78 36/51-1282 · Telefax +49 (0) 7836/511440  
E-Mail: [info@hansgrohe.com](mailto:info@hansgrohe.com) · Internet: [www.hansgrohe.com](http://www.hansgrohe.com)

01/2008  
9.05471.03  
Magyar

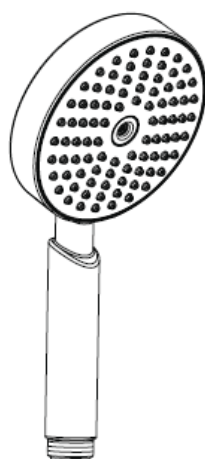




# Asennusohje



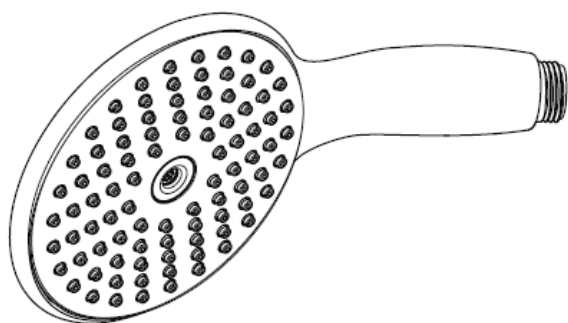
**Raindance E 100 AIR 1jet**  
28508XXX



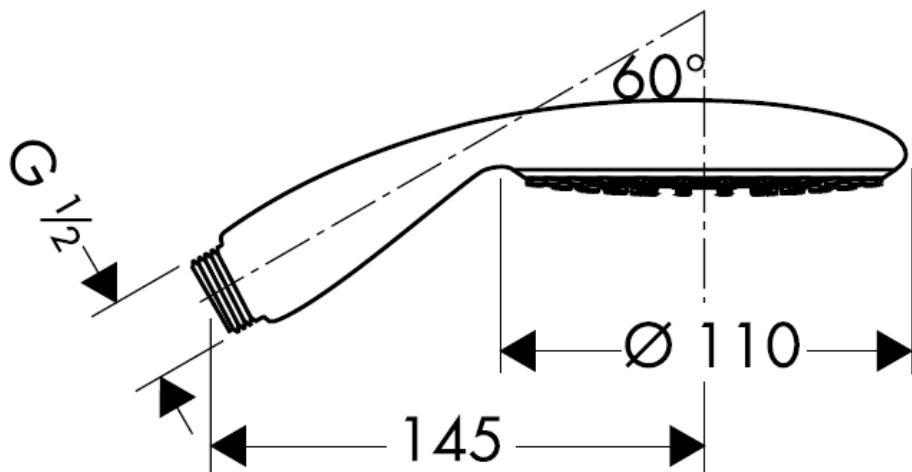
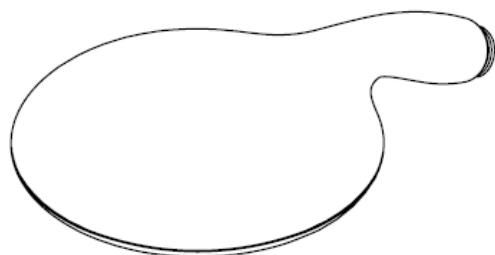
**Raindance S 100 AIR 1jet**  
28509XXX

**hansgrohe**

**Raindance E 100 AIR 1jet**  
28508XXX



**Rain AIR**



**Raindance S 100 AIR 1jet**  
28509XXX



**Rain AIR**



**Tekniset tiedot**

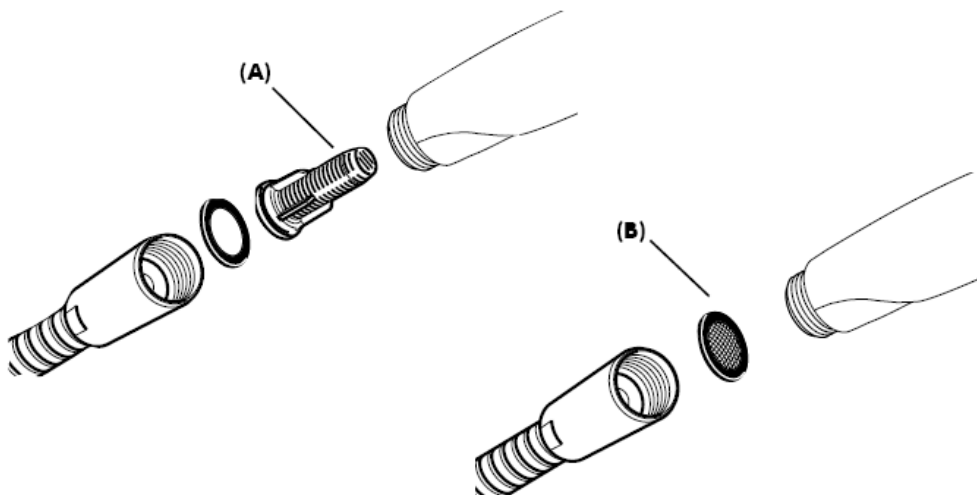
Käyttöpaine: max. 1 MPa  
 Suositeltu käyttöpaine: 0,1 – 0,4 MPa  
 (1 MPa = 10 bar = 147 PSI)  
 Kuuman veden lämpötila: max. 60° C

**Koestusmerkki**

	DVGW	P-IX	SVGW	ACS	NF	WRAS	KIWA
28508XXX	X	P-IX 9876/IC	X	X			X
28509XXX	X	P-IX 9875/IB	X	X			X

**Asennus**

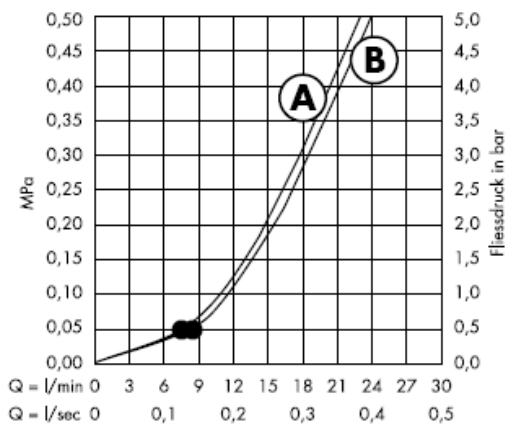
Käsisuihkun mukana toimitettu suodatinpatruuna (A) on asennettava paikalleen, jotta käsisuihkun normaalivirtaus olisi taattuna ja, jotta lian huuhtoutuminen vesijohtoverkostosta käsisuihkuun estyy. Jos halutaan suurempaa vesimäärää, suodatinpatruunan (A) tilalle voidaan asentaa sihtitiiviste (B). Huuhtoutuvat likahiukkaset voivat häiritä suihkun toimintaa tai vahingoittaa toimintaosia, Hansgrohe ei vastaa tästä aiheutuneista vahingoista.



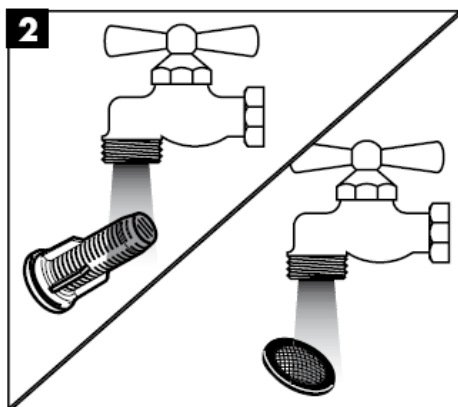
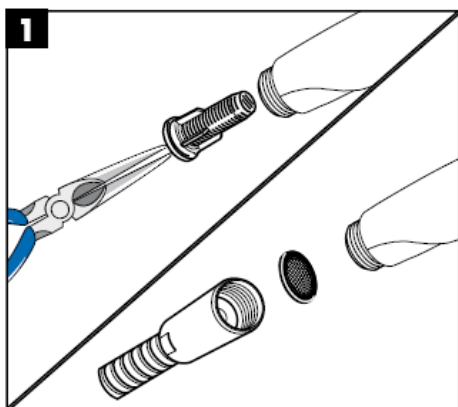
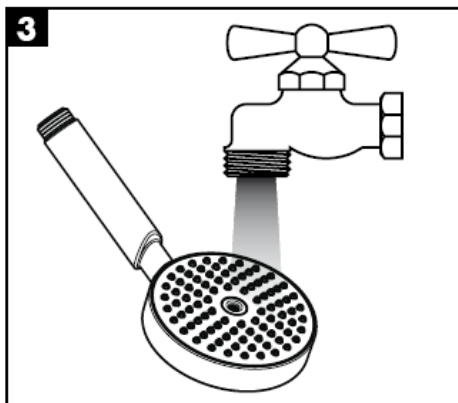
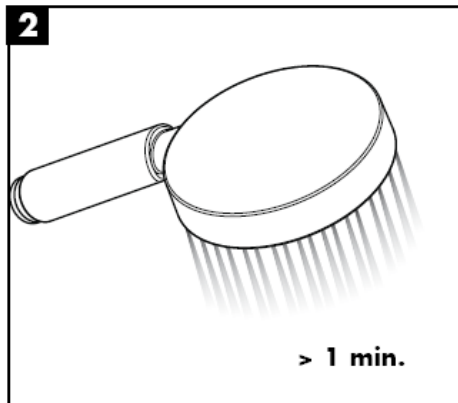
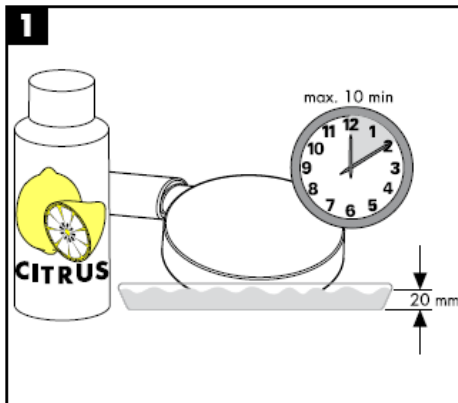
Suodatinpanoksella (A)

Sihttiivisteellä (B)

Tämä toiminta on taattuna • alkaen.

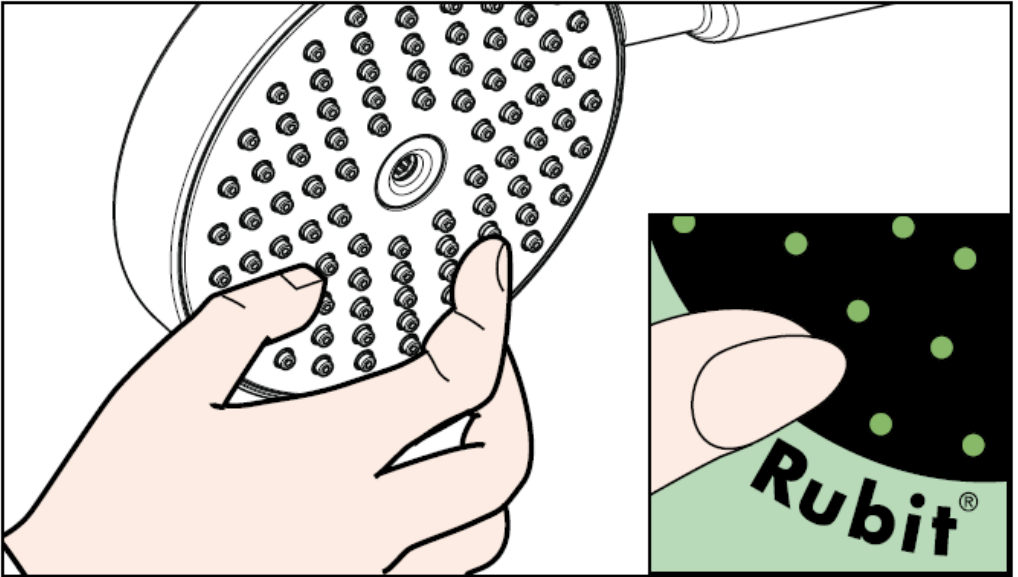


Käsisuihku soveltuu käytettäväksi sellaisen läpivirtauskuumentimen yhteydessä, jonka teho on vähintään 21 kW ja läpivirtausmäärä vähintään 7 l/min.



## Puhdistus

Rubit® –käsitoiminen kalkinpoistojärjestelmä on helppo käyttää: hiero sormella ja vedentulo on taas esteetön.



**hansgrohe**

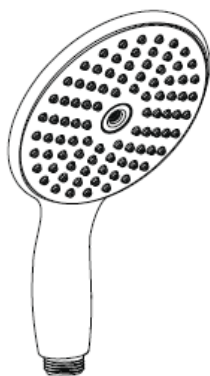
Hansgrohe · Postfach 1145 · D-77761 Schiltach · Telefon +49 (0) 78 36/51-1282 · Telefax +49 (0) 7836/511440  
E-Mail: [info@hansgrohe.com](mailto:info@hansgrohe.com) · Internet: [www.hansgrohe.com](http://www.hansgrohe.com)

01/2008  
9.05471.03  
Suomi

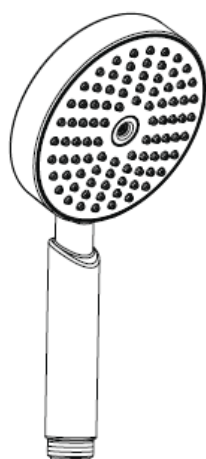




# Monteringsanvisning



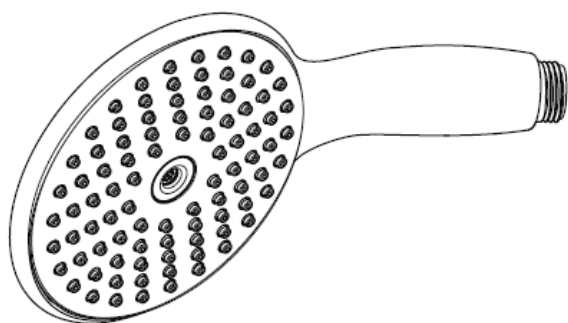
**Raindance E 100 AIR 1jet**  
28508XXX



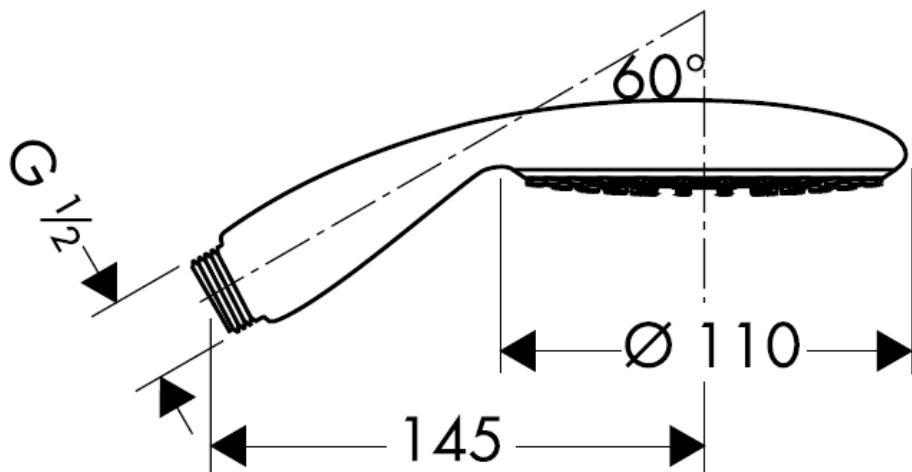
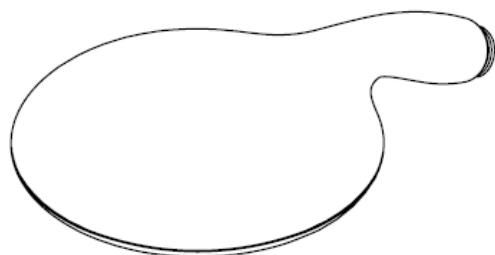
**Raindance S 100 AIR 1jet**  
28509XXX

**hansgrohe**

**Raindance E 100 AIR 1jet**  
28508XXX



**Rain AIR**



**Raindance S 100 AIR 1jet**  
28509XXX



**Rain AIR**



**Tekniska data**

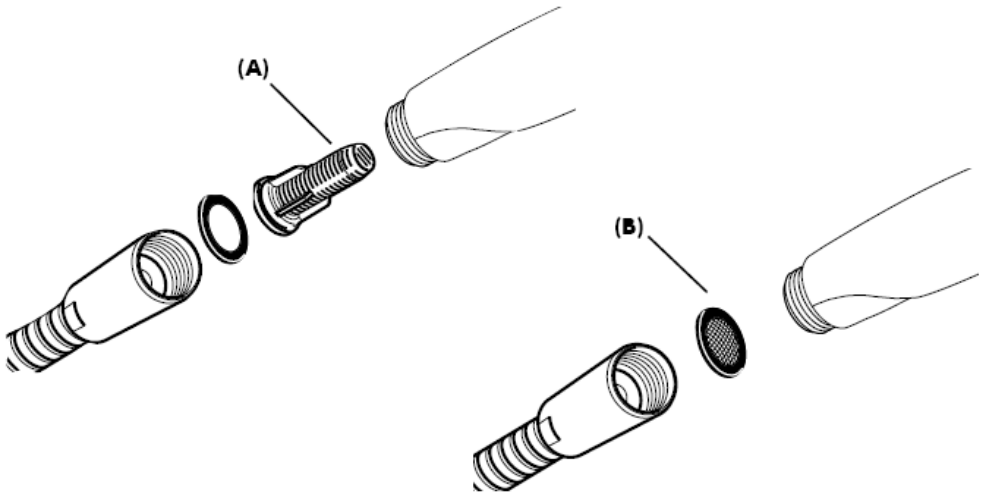
Driftstryck:	max. 1 MPa
Rek. driftstryck:	0,1 – 0,4 MPa
(1 MPa = 10 bar = 147 PSI)	
Varmvattentemperatur:	max. 60° C

**Testsigill**

	DVGW	P-IX	SVGW	ACS	NF	WRAS	KIWA
28508XXX	X	P-IX 9876/IC	X	X			X
28509XXX	X	P-IX 9875/IB	X	X			X

**Montering**

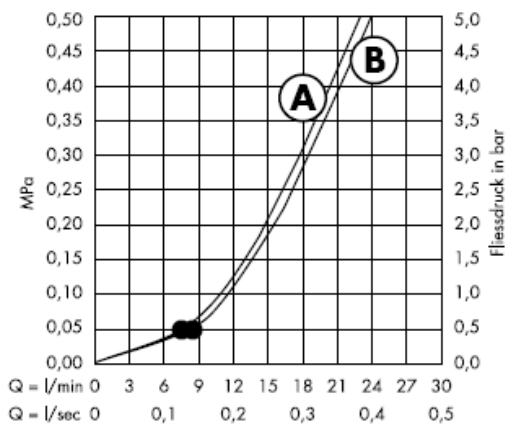
Filterinsatsen (A) som följer med måste monteras om normalflödet hos handduschen ska vara garanterat och för att undvika att smuts spolats in från ledningsnätet. Önskas kraftigare vattenflöde måste silpackningen (B) användas istället för filterinsatsen (A). Smuts som spolats in kan påverka funktionerna och/eller leda till skador på funktionsdelar i handduschen. Hansgrohe fränsäger sig allt ansvar för skador som kan härledas till detta.



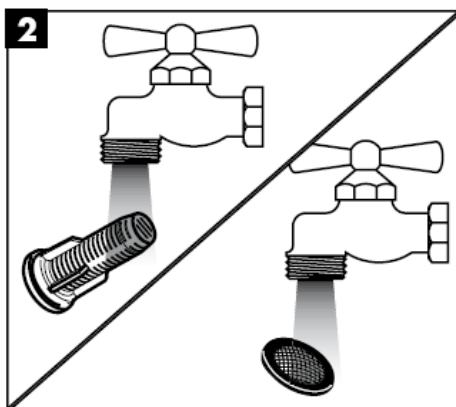
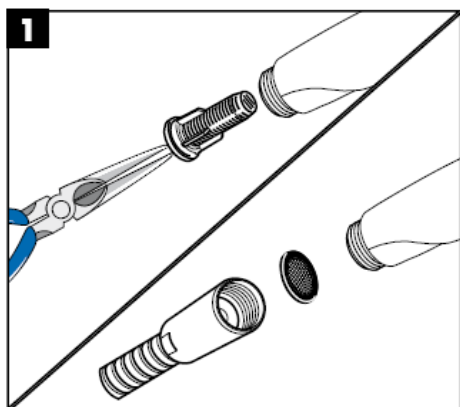
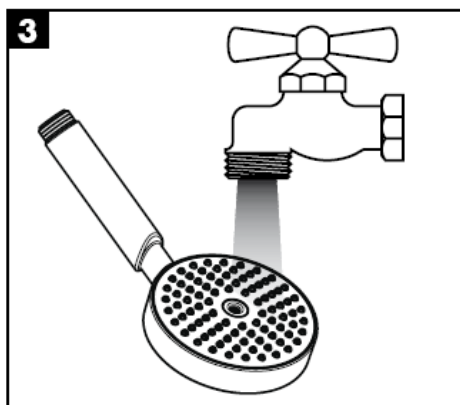
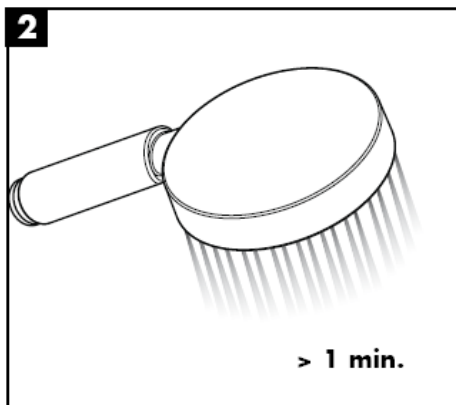
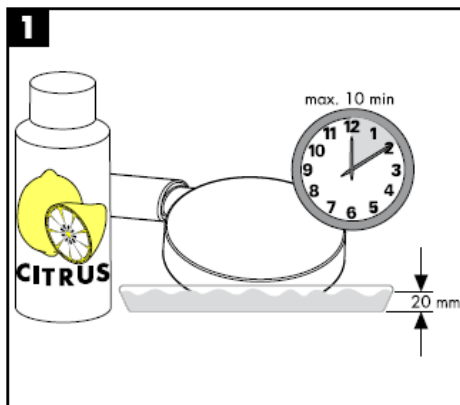
Med filterinsats (A)

Med silpackning (B)

Från • garanteras funktionen.

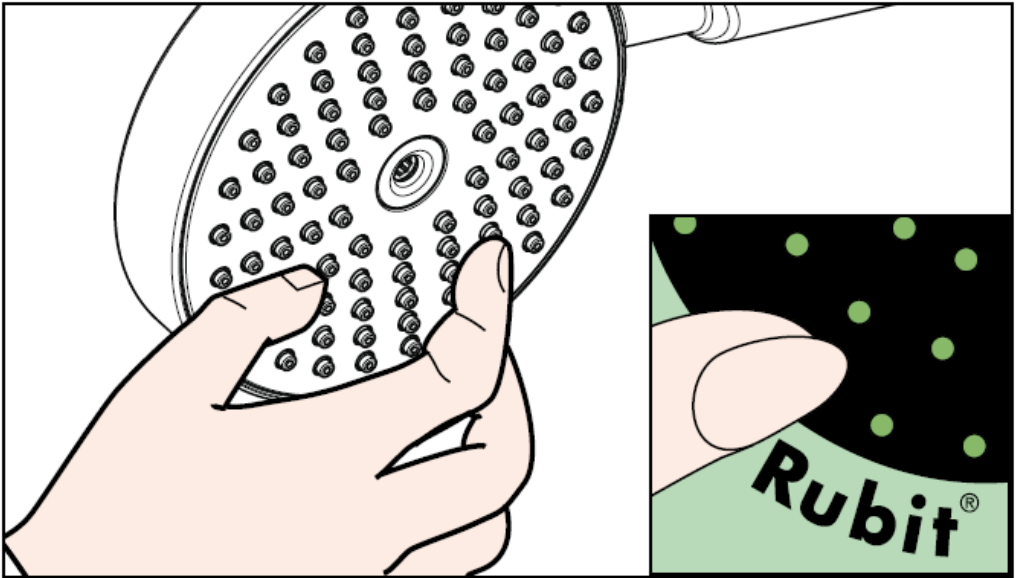


Handduschen är avsedd för användning med vattenberedare som har en effekt från 21 kW och ett minsta genomflöde på 7 l/min.



## Rengöring

Med Rubit®, den manuella rengöringsfunktionen, är det lätt att befria strålkanelerna från kalk - de ska bara gnuggas.



**hansgrohe**

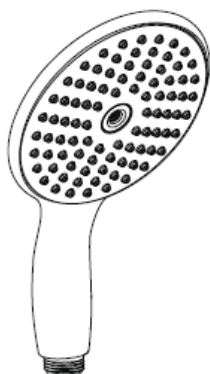
Hansgrohe · Postfach 1145 · D-77761 Schiltach · Telefon +49 (0) 78 36/51-1282 · Telefax +49 (0) 7836/511440  
E-Mail: [info@hansgrohe.com](mailto:info@hansgrohe.com) · Internet: [www.hansgrohe.com](http://www.hansgrohe.com)

01/2008  
9.05471.03  
Svenska

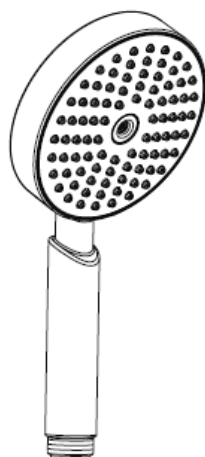




# Montavimo instrukcijos



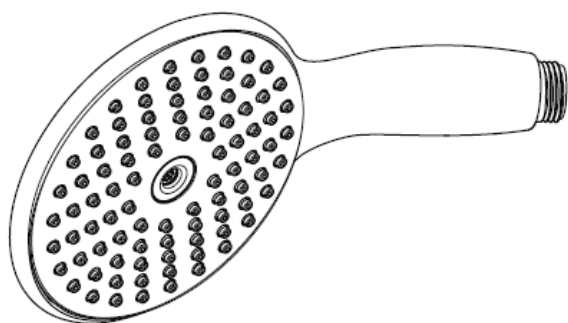
**Raindance E 100 AIR 1jet**  
28508XXX



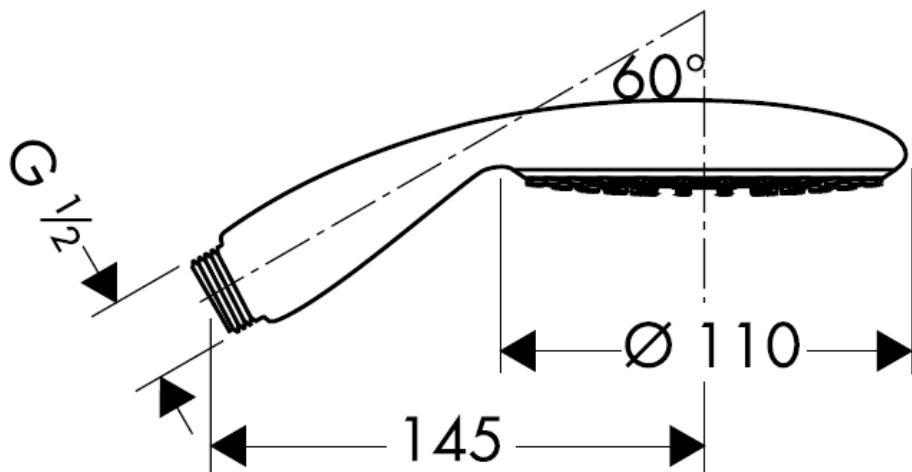
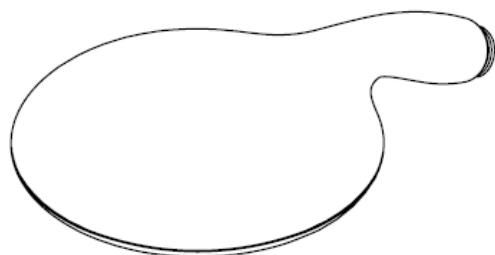
**Raindance S 100 AIR 1jet**  
28509XXX

**hansgrohe**

**Raindance E 100 AIR 1jet**  
28508XXX



**Rain AIR**



**Raindance S 100 AIR 1jet**  
28509XXX



**Rain AIR**



**Techniniai duomenys**

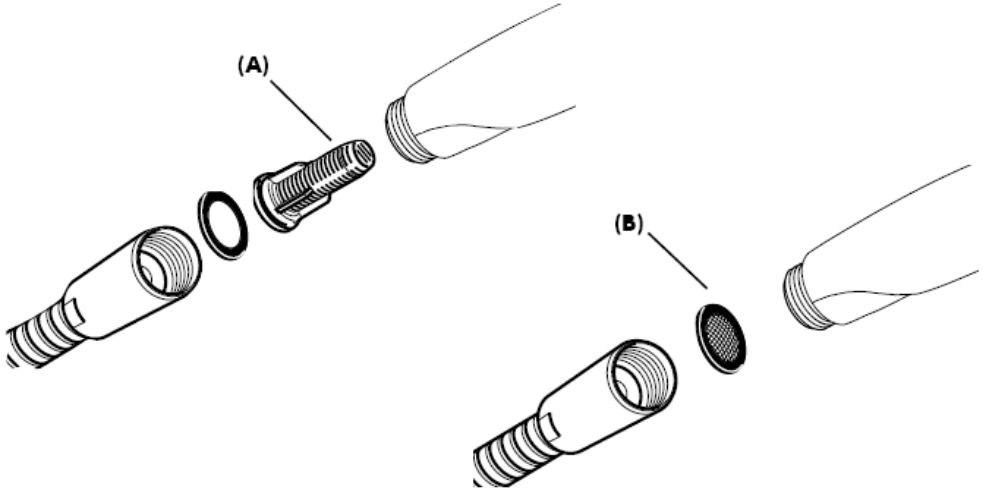
Darbinis slėgis: max. 1 MPa  
 Rekomenduojamas slėgis: 0,1 – 0,4 MPa  
 (1 MPa = 10 barų = 147 PSI)  
 Karšto vandens temperatūra: max. 60° C

**Bandymo pažyma**

	DVGW	P-IX	SVGW	ACS	NF	WRAS	KIWA
28508XXX	X	P-IX 9876/IC	X	X			X
28509XXX	X	P-IX 9875/IB	X	X			X

**Montavimas**

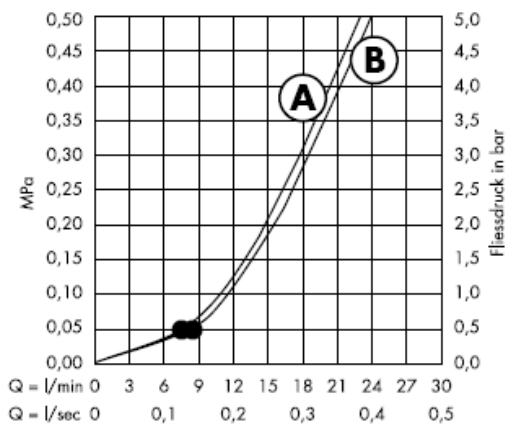
Filtras (A), kuris yra rankų dušas pakuotėje, privalo būti įstatytas, kad būtų garantuota vandens pralaidumo norma ir apsauga nuo nešvarumų. Jei reikia didesnio vandens pralaidumo, vietoje filtro (A) įstatykite sietelį (B). Nešvarumai gali pakenkti rankų dušas funkcionalumui ir (arba) sugadinti rankų dušas funkcines dalis. Tokiu atveju "Hansgrohe" atsakomybės nepriima.



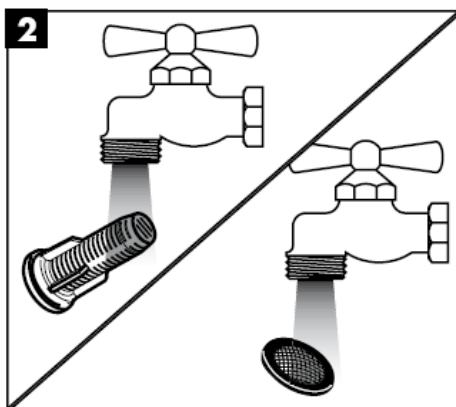
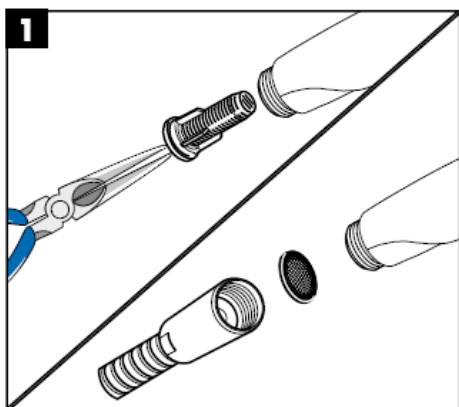
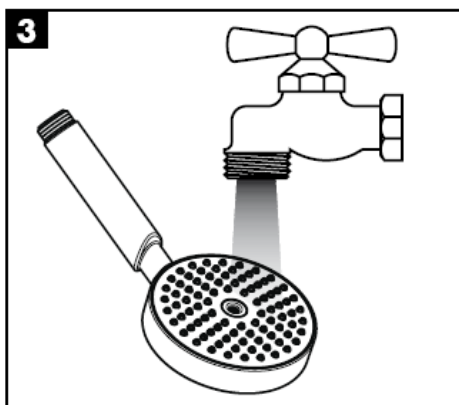
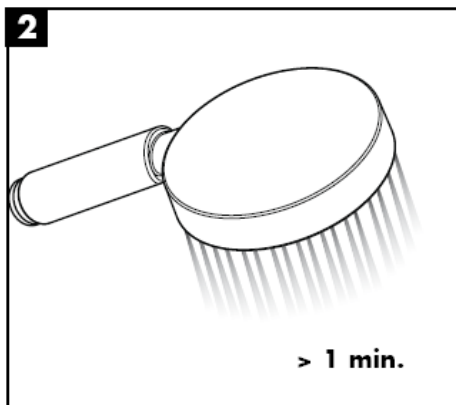
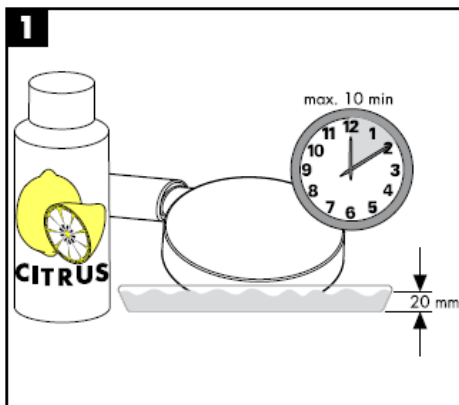
Su filtru (A)

Su sieteliu (B)

Nuo • funkcionavimas garantuotas

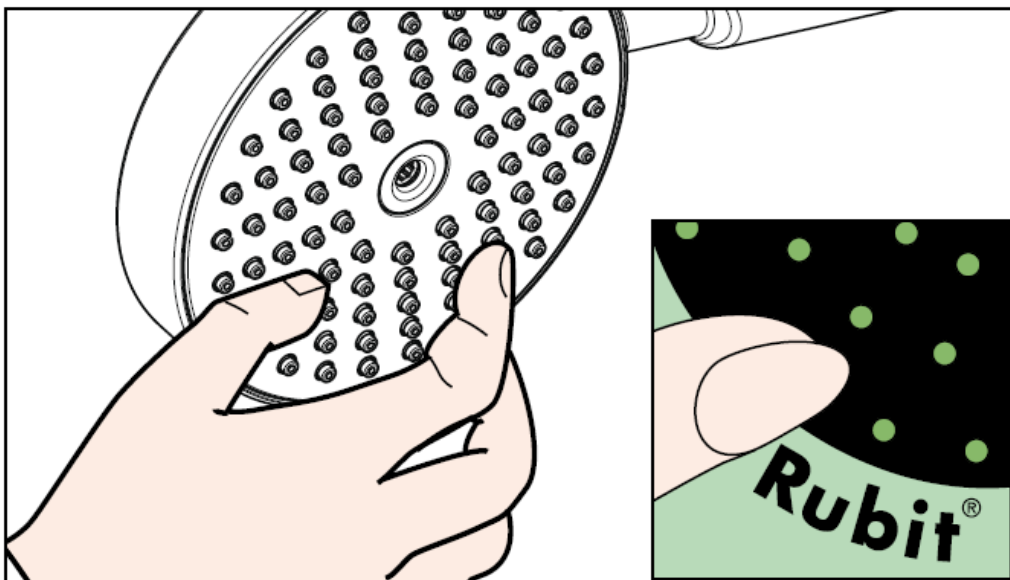


Dušo galvutė pritaikyta momentiniam vandens šildikliui nuo 21 kW su ne mažesniu kaip 7 l/min vandens pralaidumu.



## Valymas

"Rubit®" valymo funkcija apsaugo nuo apkalkėjimo. Užtenka pirštu nubraukti atsiradusius nešvarumus nuo srovės angų.



**hansgrohe**

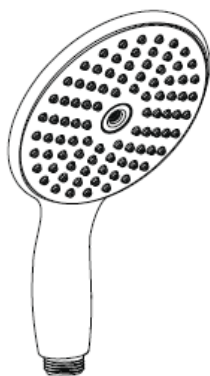
Hansgrohe · Postfach 1145 · D-77761 Schiltach · Telefon +49 (0) 78 36/51-1282 · Telefax +49 (0) 7836/511440  
E-Mail: [info@hansgrohe.com](mailto:info@hansgrohe.com) · Internet: [www.hansgrohe.com](http://www.hansgrohe.com)

01/2008  
9.05471.03  
Lietuviškai

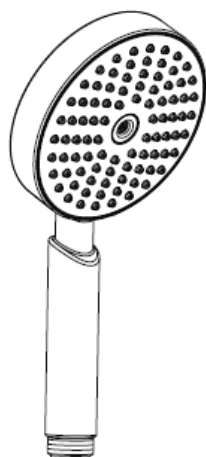




# Uputstva za instalaciju



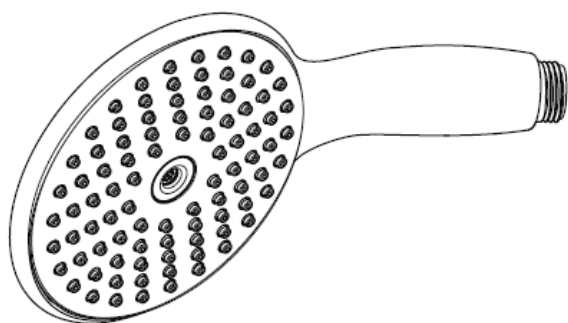
**Raindance E 100 AIR 1jet**  
28508XXX



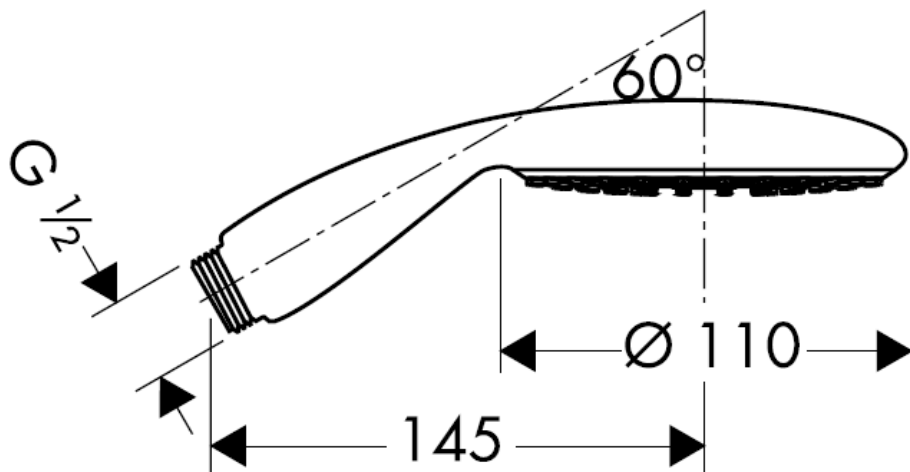
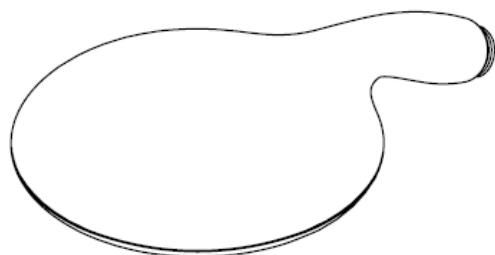
**Raindance S 100 AIR 1jet**  
28509XXX

**hansgrohe**

**Raindance E 100 AIR 1jet**  
28508XXX



**Rain AIR**



**Raindance S 100 AIR 1jet**  
28509XXX



**Rain AIR**



**Tehnički podatci**

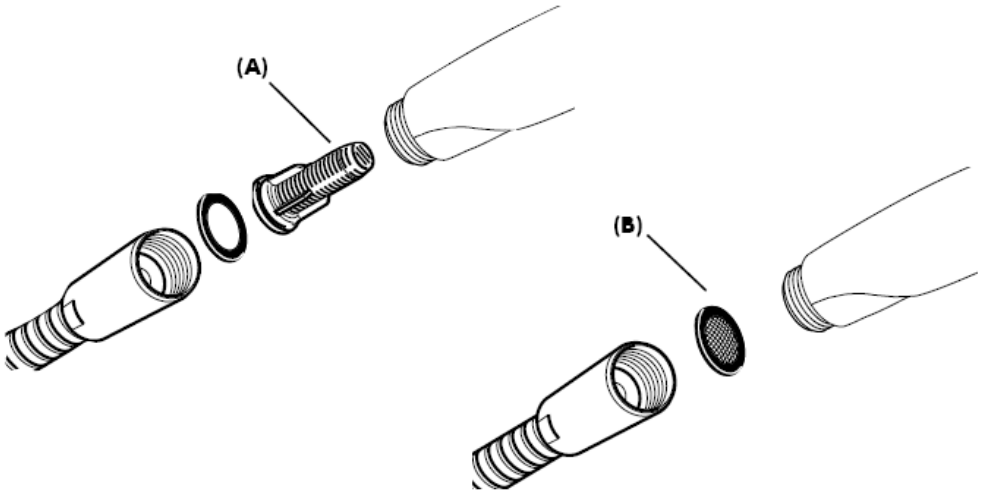
Najveći dopušteni tlak: max. 1 MPa  
 Preporučeni tlak: 0,1 – 0,4 MPa  
 (1 MPa = 10 bara = 147 PSI)  
 Temperatura vruće vode: max. 60° C

**Oznaka testiranja**

	DVGW	P-IX	SVGW	ACS	NF	WRAS	KIWA
28508XXX	X	P-IX 9876/IC	X	X			X
28509XXX	X	P-IX 9875/IB	X	X			X

**Sastavljanje**

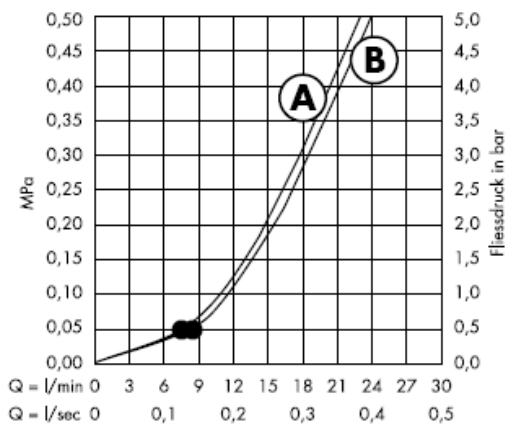
Filter (A) potrebno je ugraditi kako bi se regulirao protok vode i smanjio prolazak prljavštine. Ako želite jači protok vode umjesto filtera ugradite rešetku (B). Za eventualna oštećenja uzrokovana prljavštinom proizvođač Hansgrohe nije odgovoran.



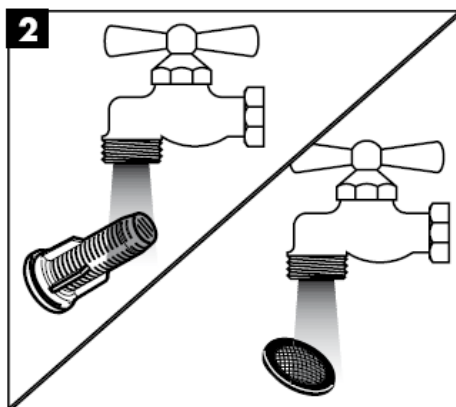
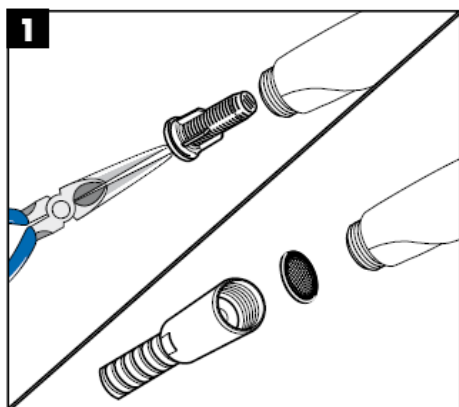
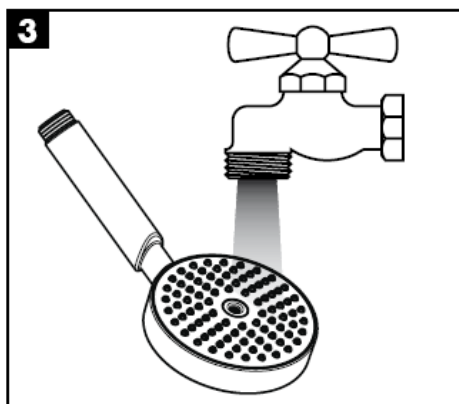

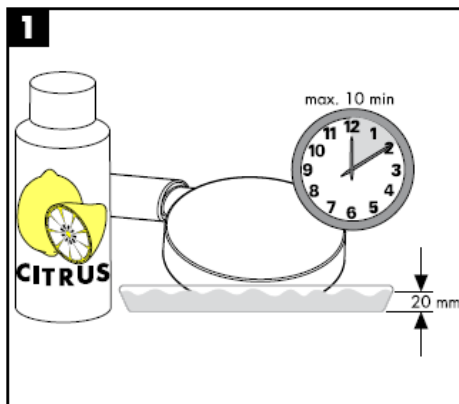
Sa filterom (A)

Sa rešetkastim filterom (B)

Zajamčena funkcija od • naviše

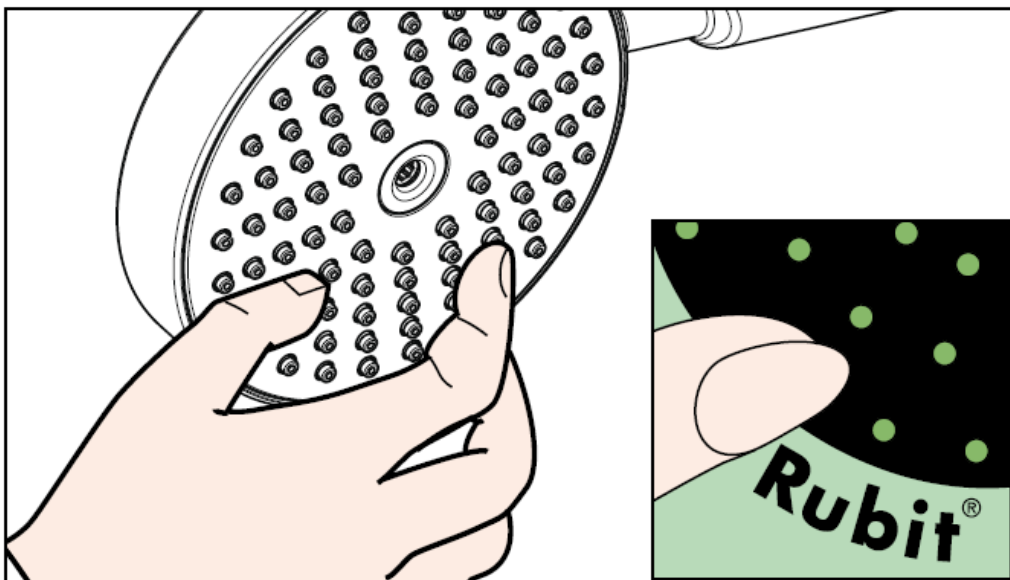


Ručni tuš možete koristiti uz protočni bojler od 21 kW te uz minimalni protok od 7 litara u minuti



## Čišćenje

Rubit® - ručni sustav za čišćenje omogućuje jednostavnim trljanjem odstranjivanje kamenca sa rupica prskalice tuša.



**hansgrohe**

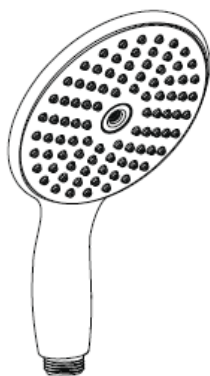
Hansgrohe · Postfach 1145 · D-77761 Schiltach · Telefon +49 (0) 78 36/51-1282 · Telefax +49 (0) 7836/511440  
E-Mail: [info@hansgrohe.com](mailto:info@hansgrohe.com) · Internet: [www.hansgrohe.com](http://www.hansgrohe.com)

01/2008  
9.05471.03  
Hrvatski

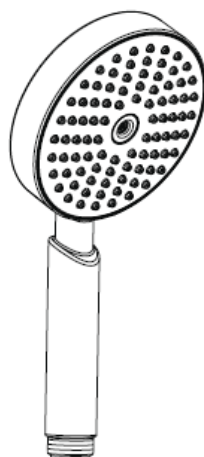




# Montaj kılavuzu



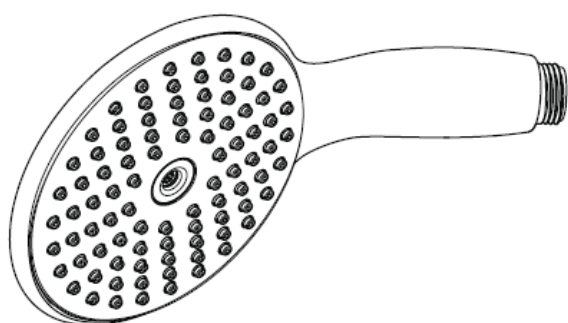
**Raindance E 100 AIR 1jet**  
28508XXX



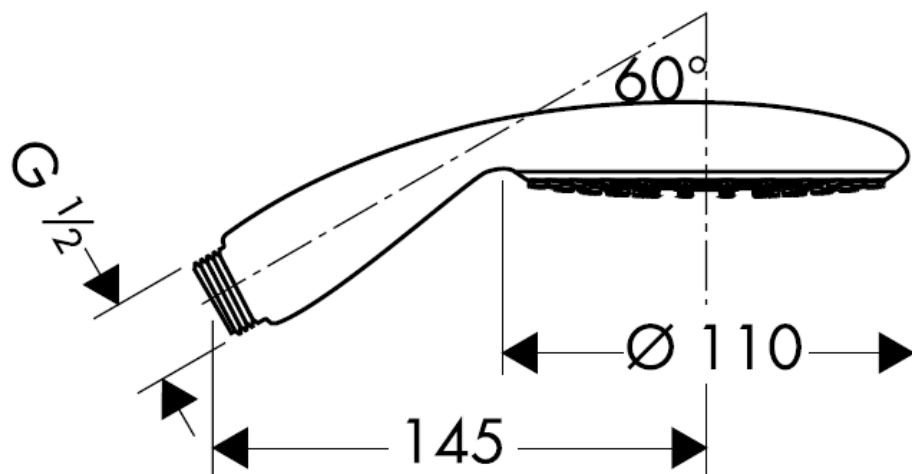
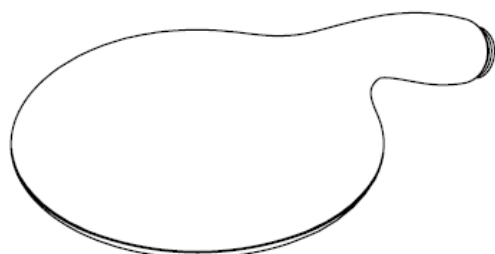
**Raindance S 100 AIR 1jet**  
28509XXX

**hansgrohe**

**Raindance E 100 AIR 1jet**  
28508XXX



**Rain AIR**



**Raindance S 100 AIR 1jet**  
28509XXX



**Rain AIR**



### Teknik bilgiler

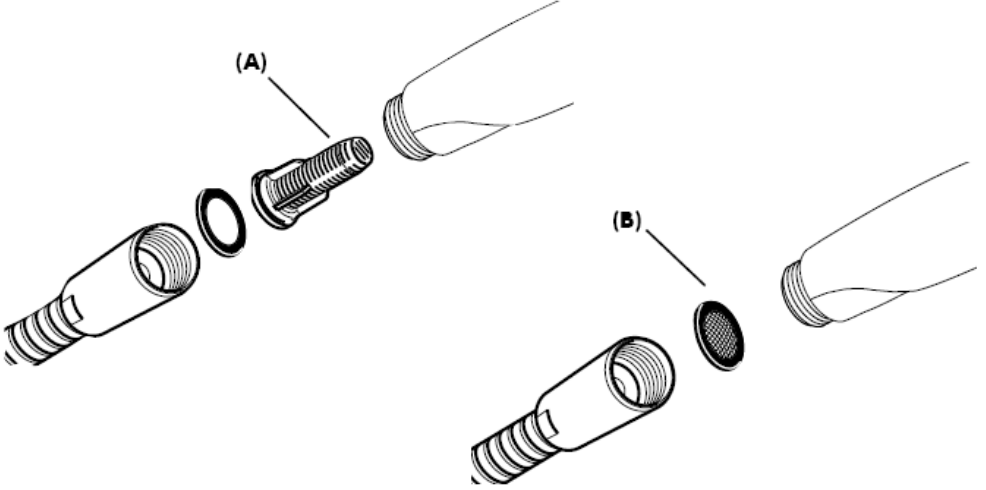
İşletme basıncı:	max. 1 MPa
Tavsiye edilen işletme basıncı:	0,1 – 0,4 MPa (1 MPa = 10 bar = 147 PSI)
Sıcak su sıcaklığı:	max. 60° C

### Kontrol işareti

	DVGW	P-IX	SVGW	ACS	NF	WRAS	KIWA
28508XXX	X	P-IX 9876/IC	X	X			X
28509XXX	X	P-IX 9875/IB	X	X			X

### Montajı

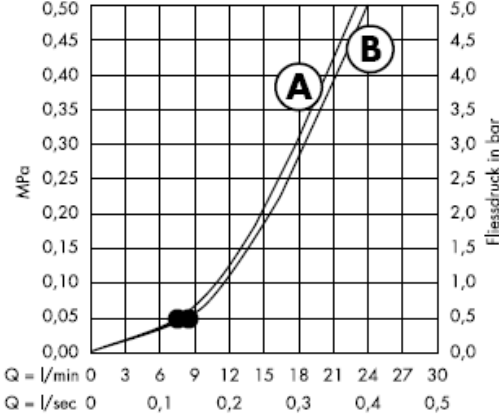
El duşunun norm debisini sağlamak ve şebekeden kir gelmesini önlemek için, ekteki filtre adaptörü (A) takılmalıdır. Daha büyük bir su debisi istenirse, filtre adaptörünün (A) yerine bir süzgeç contası (B) takılmalıdır. Şebekeden gelen kirler çalışmayı etkileyebilir ve/veya el duşundaki fonksiyon parçalarının zarar görmesine neden olabilir; bu nedenle oluşan hasarlar için Hansgrohe hiçbir sorumluluk üstlenmez.



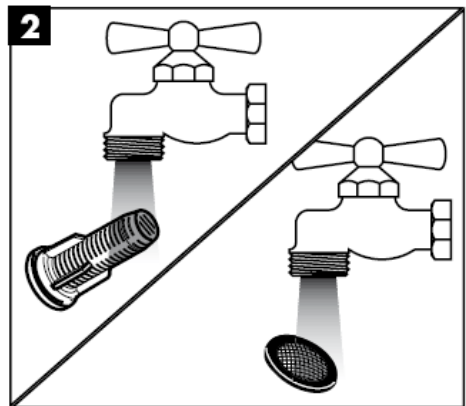
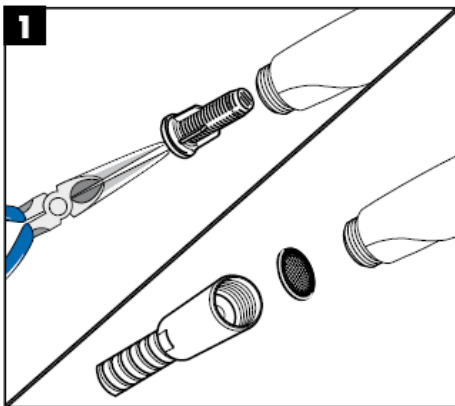
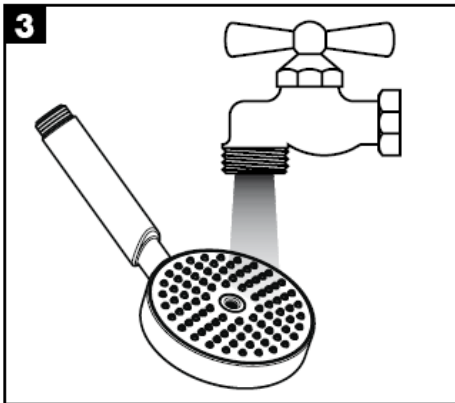
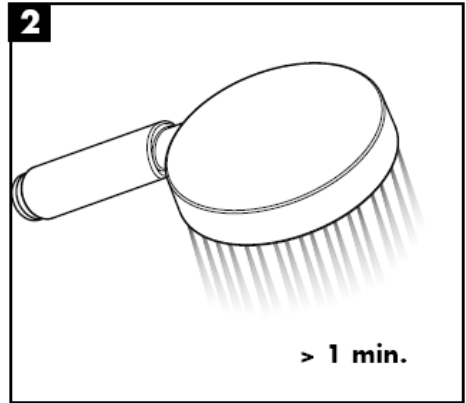
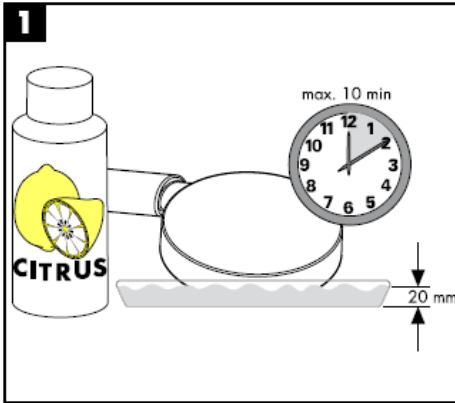
Filtre adaptörlü (A)

Süzgeç contalı (B)

•den itibaren fonksiyon garanti edilmiştir.

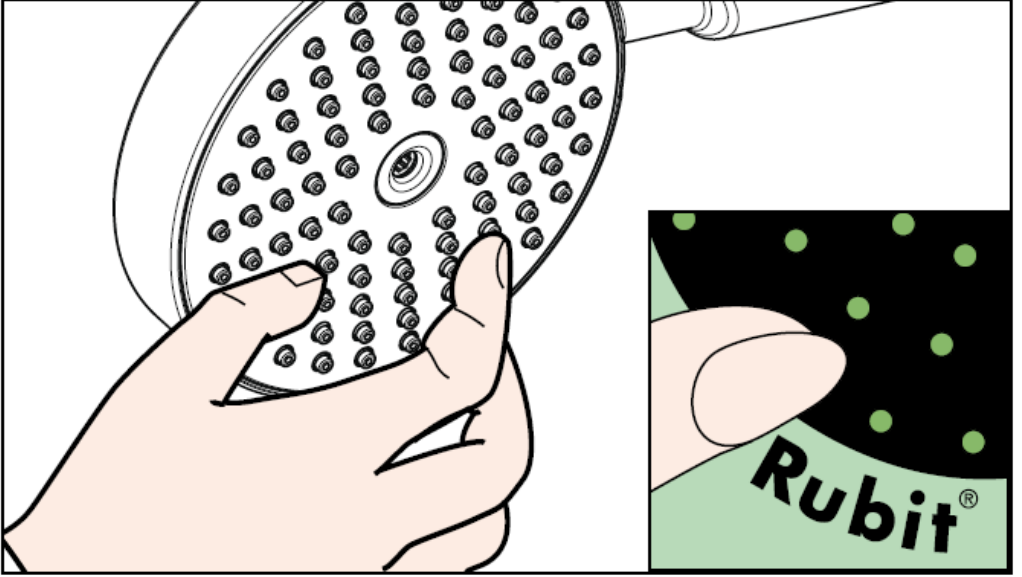


El duşu, 21 kW güçten ve 7 l/dk minimum debiden itibaren şofbenlerle kullanım için uygundur.



## Temizleme

Rubit®, üründe bulunan bir temizleme fonksiyonudur. Basit bir ovuşturma ile spray modüllerdeki kireci çözer.



**hansgrohe**

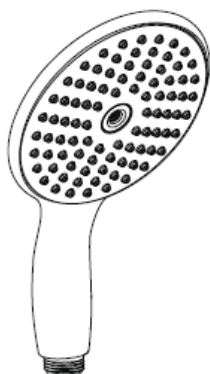
Hansgrohe · Postfach 1145 · D-77761 Schiltach · Telefon +49 (0) 78 36/51-1282 · Telefax +49 (0) 7836/511440  
E-Mail: [info@hansgrohe.com](mailto:info@hansgrohe.com) · Internet: [www.hansgrohe.com](http://www.hansgrohe.com)

01/2008  
9.05471.03  
Türkçe

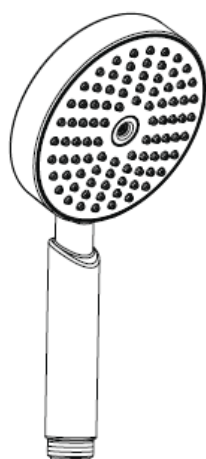




# Instrucțiuni de montare



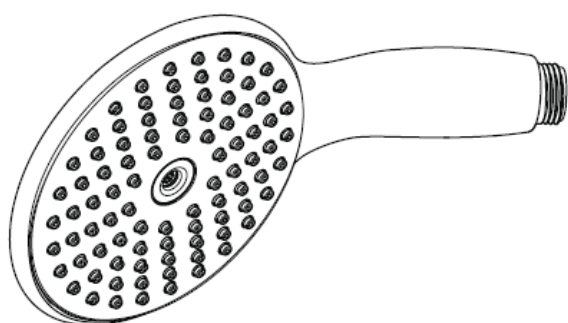
**Raindance E 100 AIR 1jet**  
28508XXX



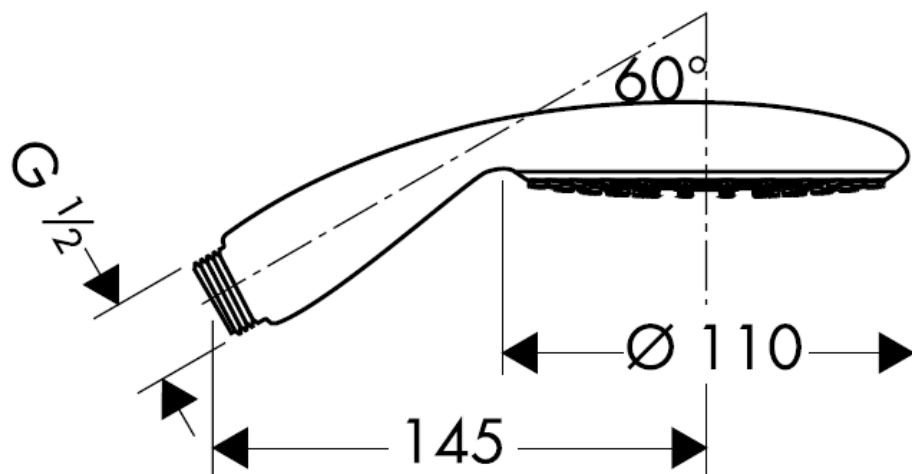
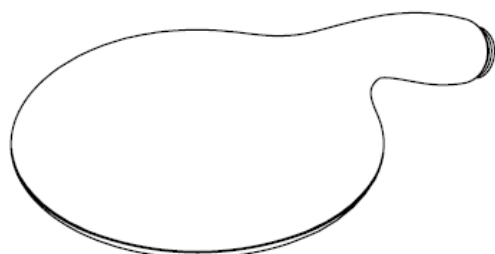
**Raindance S 100 AIR 1jet**  
28509XXX

**hansgrohe**

**Raindance E 100 AIR 1jet**  
28508XXX



**Rain AIR**



**Raindance S 100 AIR 1jet**  
28509XXX



**Rain AIR**



**Date tehnice**

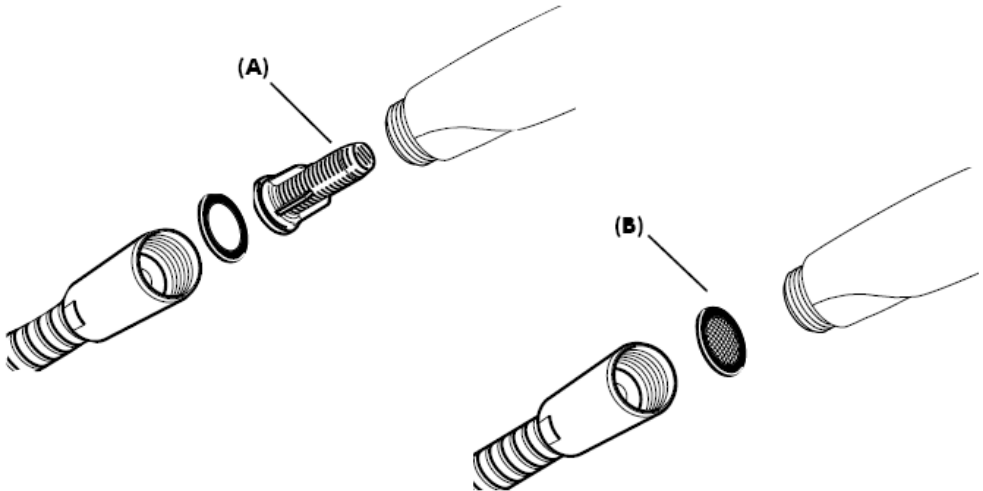
Presiune de funcționare: max. 1 MPa  
 Presiune de funcționare recomandată: 0,1 – 0,4 MPa  
 (1 MPa = 10 bar = 147 PSI)  
 Temperatura apei calde: max. 60° C

**Certificat de testare**

	DVGW	P-IX	SVGW	ACS	NF	WRAS	KIWA
28508XXX	X	P-IX 9876/IC	X	X			X
28509XXX	X	P-IX 9875/IB	X	X			X

**Montare**

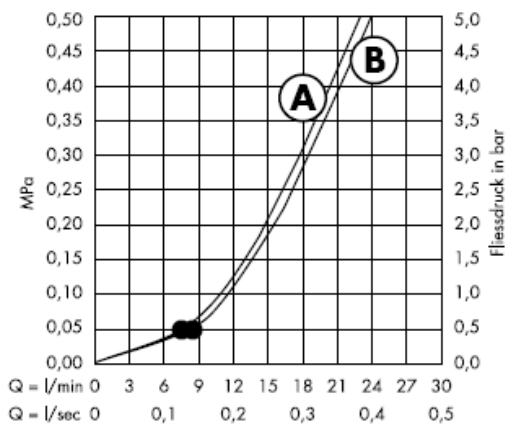
Montați garnitura de filtru (A) livrată cu aparatul pentru asigurarea funcționării corespunzătoare a dușului de mână și pentru evitarea pătrunderii impurităților din rețeaua de apă. Dacă doriți un debit mai mare de apă, montați garnitura sită (B) în locul garniturii de filtru (A). Impuritățile pătrunse pot influența funcționarea dușului de mână și/sau deteriora componentele acestuia, garanția nu acoperă daunele provocate din această cauză.



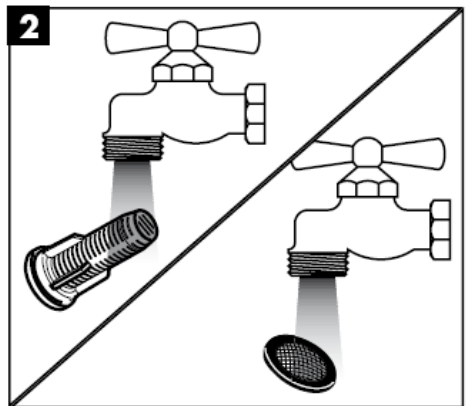
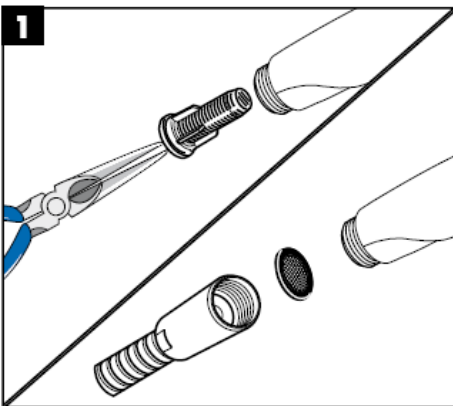
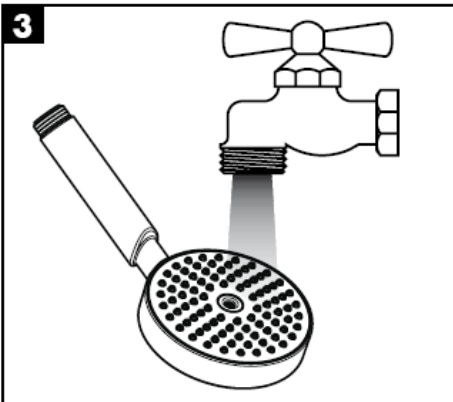
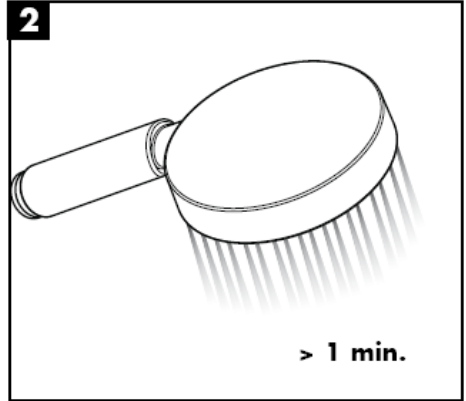
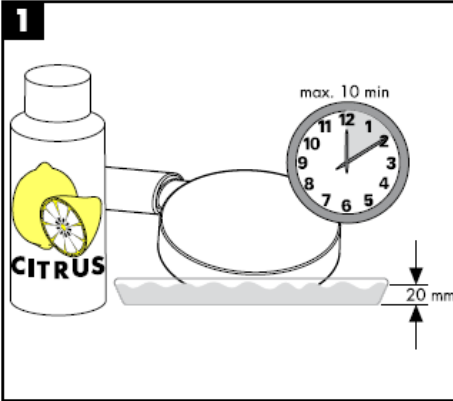
Cu garnitură de filtru (A)

Cu garnitură de filtru (B)

Începând de la • funcționarea este garantată.

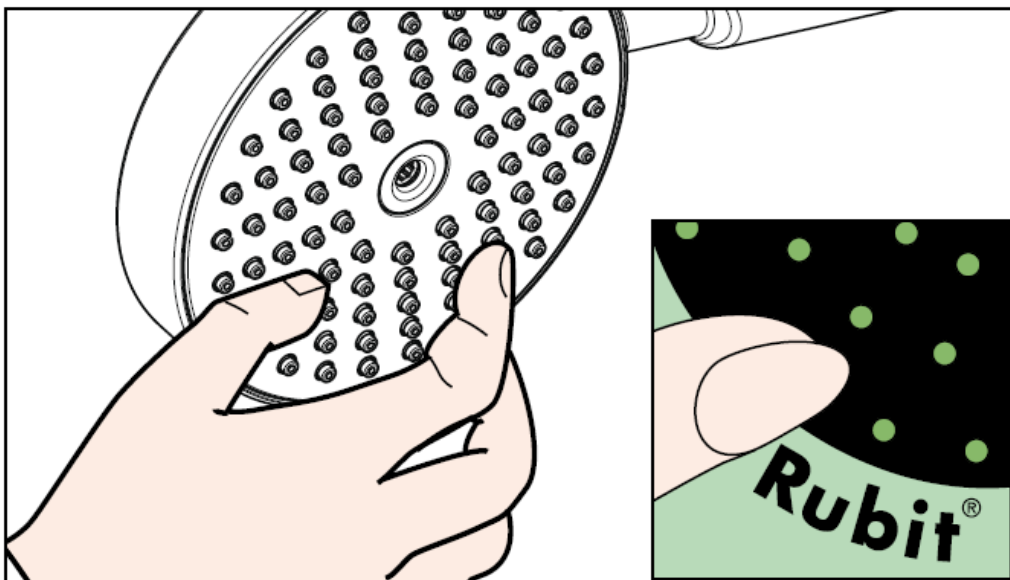


Dușul de mână poate fi utilizat cu boiler instant de o putere de peste 21 kW și un debit de min. 7 l/min.



## Curățare

Cu ajutorul sistemului Rubit® puteți să îndepărtați depunerile de calcar de pe diferitele duze de jet de apă prin frecare.



**hansgrohe**

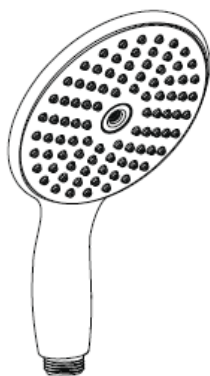
Hansgrohe · Postfach 1145 · D-77761 Schiltach · Telefon +49 (0) 78 36/51-1282 · Telefax +49 (0) 7836/511440  
E-Mail: [info@hansgrohe.com](mailto:info@hansgrohe.com) · Internet: [www.hansgrohe.com](http://www.hansgrohe.com)

01/2008  
9.05471.03  
Română

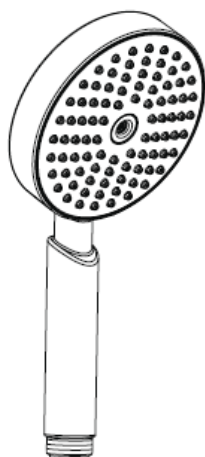




# Οδηγία συναρμολόγησης



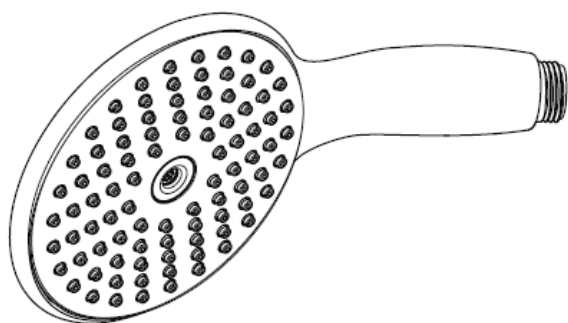
**Raindance E 100 AIR 1jet**  
28508XXX



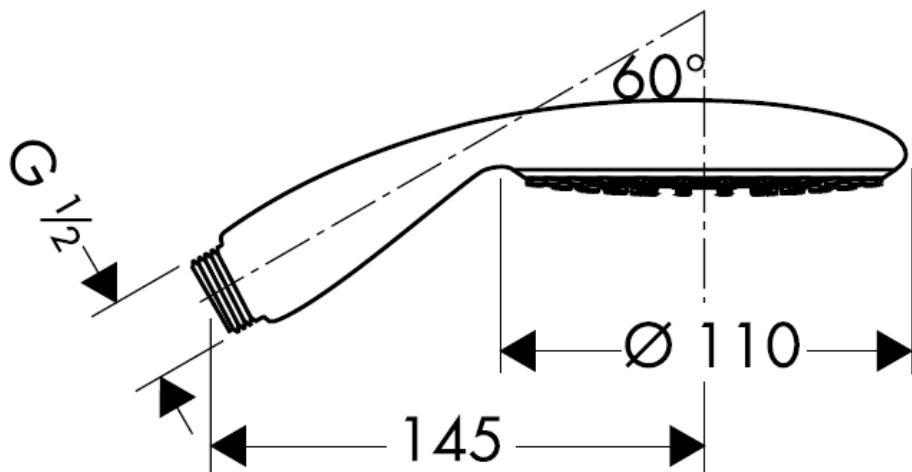
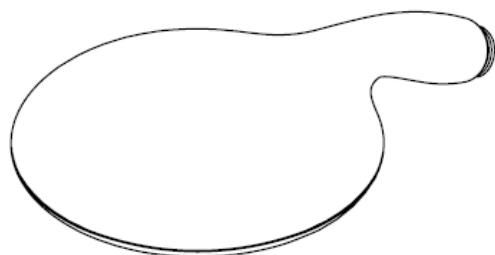
**Raindance S 100 AIR 1jet**  
28509XXX

**hansgrohe**

**Raindance E 100 AIR 1jet**  
28508XXX



**Rain AIR**



**Raindance S 100 AIR 1jet**  
28509XXX



**Rain AIR**



**Τεχνικά Χαρακτηριστικά**

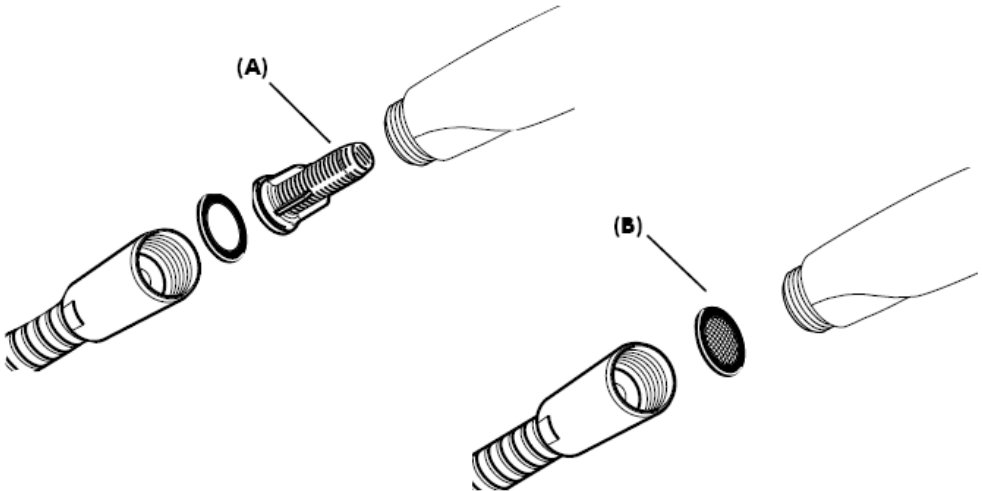
Λειτουργία πίεσης: max. 1 MPa  
 Συνιστώμενη λειτουργία πίεσης: 0,1 – 0,4 MPa  
 (1 MPa = 10 bar = 147 PSI)  
 Θερμοκρασία ζεστού νερού: max. 60° C

**Σήμα ελέγχου**

	DVGW	P-IX	SVGW	ACS	NF	WRAS	KIWA
28508XXX	X	P-IX 9876/IC	X	X			X
28509XXX	X	P-IX 9875/IB	X	X			X

**Συναρμολόγηση**

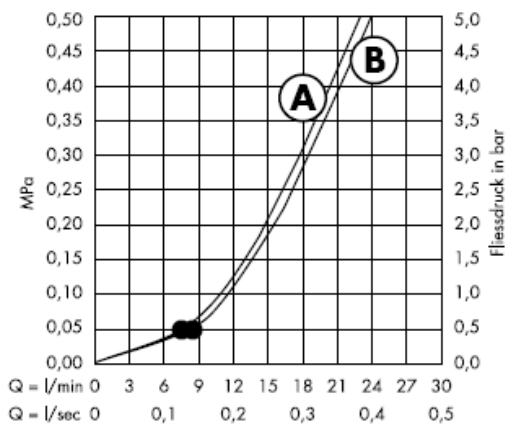
Η συνοδευτική προσθήκη φίλτρου (A) πρέπει να εγκατασταθεί, προκειμένου να διασφαλίσει την κανονική ροή του καταιονιστήρα χειρός και να αποτρέψει την είσοδο ρύπων από το δίκτυο ύδρευσης. Εάν είναι επιθυμητή μία μεγαλύτερη ροή νερού, θα πρέπει, στη θέση της προσθήκης φίλτρου (A) να τοποθετηθεί το στεγανοποιητικό παρέμβυσμα (B). Η είσοδος ρύπων μπορεί να επηρεάσει δυσμενώς τη λειτουργία ή/και να προκαλέσει βλάβες στα λειτουργικά σημεία του καταιονιστήρα χειρός, για τις όποιες ζημίες δεν αναλαμβάνει καμία ευθύνη η εταιρεία Hansgrohe.



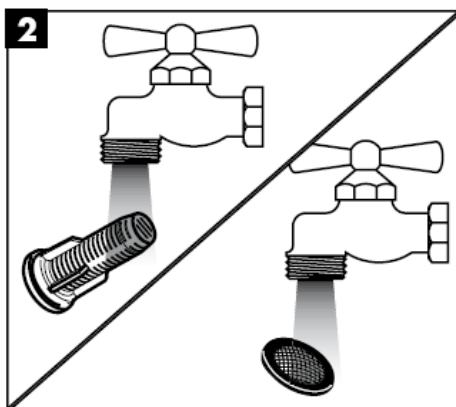
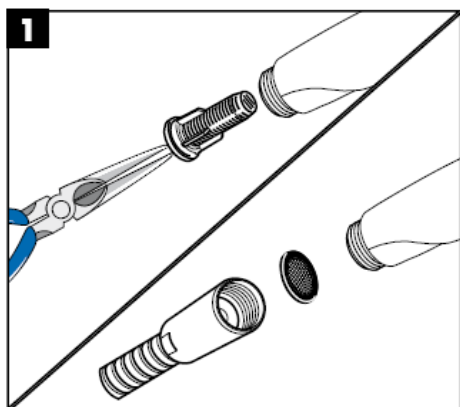
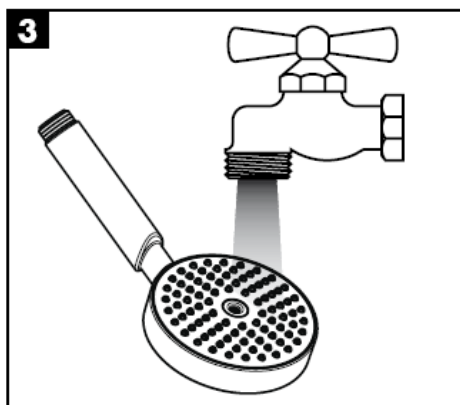
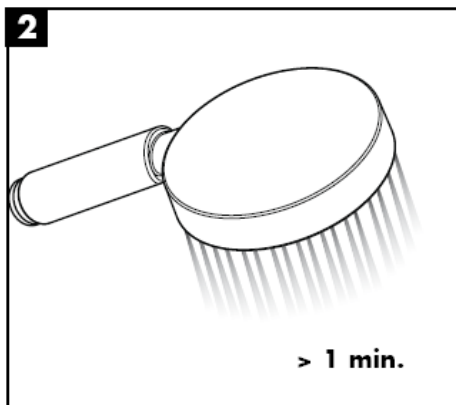
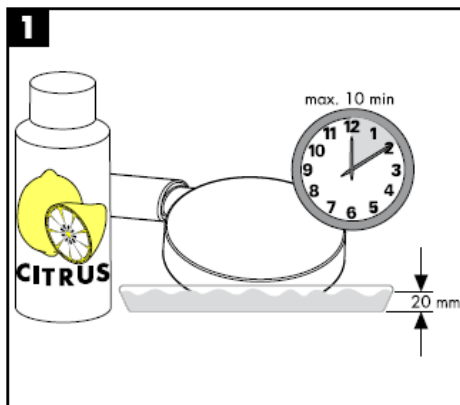
Με προσθήκη φίλτρου (A)

Με στεγανοποιητικό φίλτρο (B)

Αυτή η λειτουργία διασφαλίζεται από το σημείο κι έπειτα

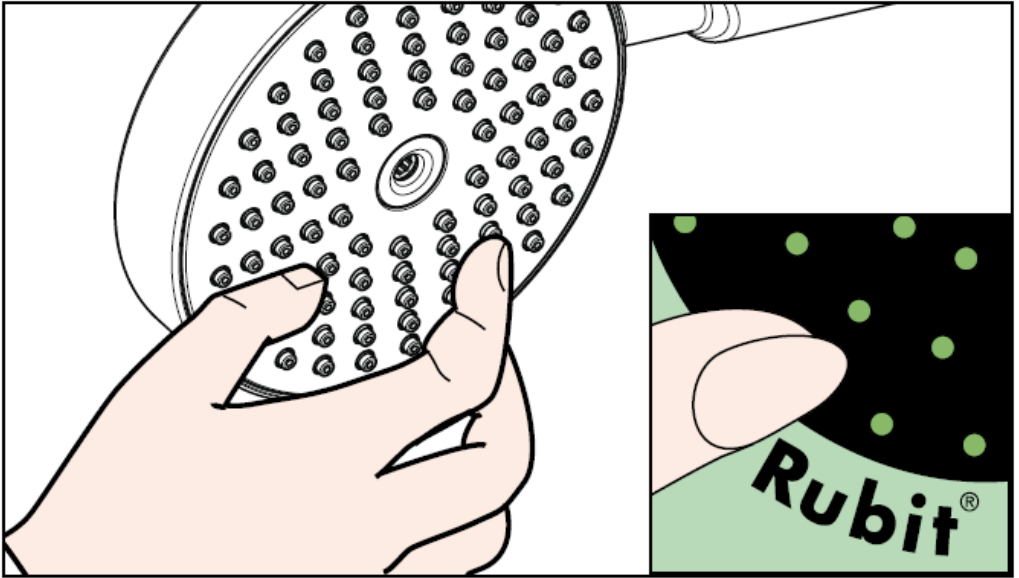


Ο καταιονιστήρας χειρός είναι κατάλληλος για χρήση με ταχυθερμοσίφωνες, από μία απόδοση 21 kW και μία ελάχιστη ροή των 7L/min και άνω.



## Καθαρισμός

Με Rubit®, τη λειτουργία καθαρισμού με το χέρι, μπορούν να απομακρυνθούν με απλό τρίψιμο τα άλατα από τα κανάλια του καταιονιστήρα.



**hansgrohe**

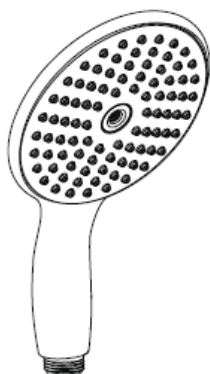
Hansgrohe · Postfach 1145 · D-77761 Schiltach · Telefon +49 (0) 78 36/51-1282 · Telefax +49 (0) 7836/511440  
E-Mail: [info@hansgrohe.com](mailto:info@hansgrohe.com) · Internet: [www.hansgrohe.com](http://www.hansgrohe.com)

01/2008  
9.05471.03  
Ελληνικά

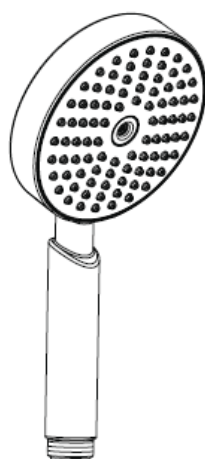




# تعليمات التجميع



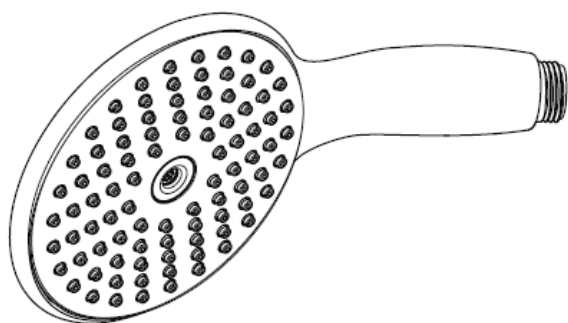
**Raindance E 100 AIR 1jet**  
28508XXX



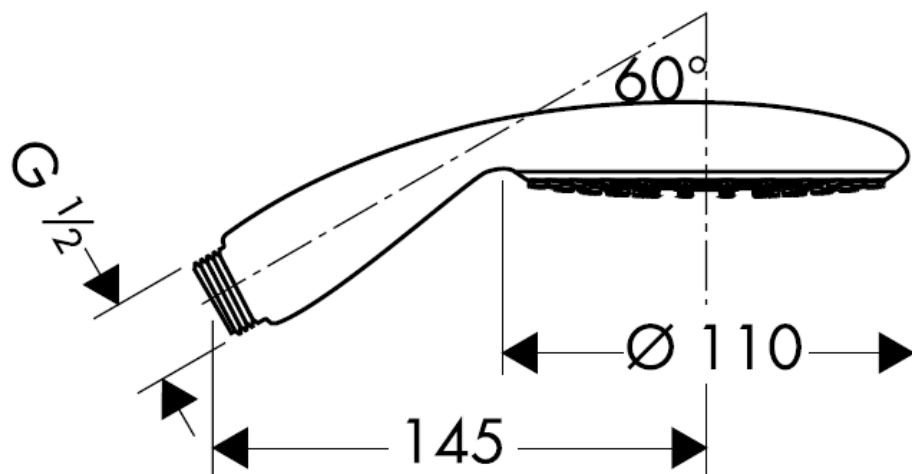
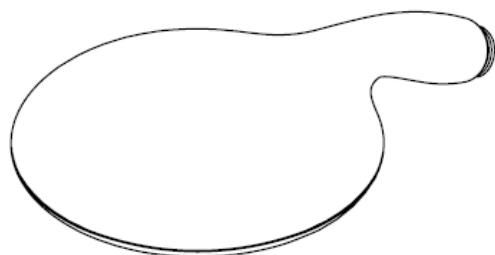
**Raindance S 100 AIR 1jet**  
28509XXX

**hansgrohe**

**Raindance E 100 AIR 1jet**  
28508XXX



**Rain AIR**



**Raindance S 100 AIR 1jet**  
28509XXX



**Rain AIR**



## المواصفات الفنية

max. 1 MPa  
0,1 – 0,4 MPa

ضغط التشغيل:  
ضغط التشغيل الموصى به:  
( 1 MPa = 147 PSI = 10 بار )  
درجة حرارة الماء الساخن:

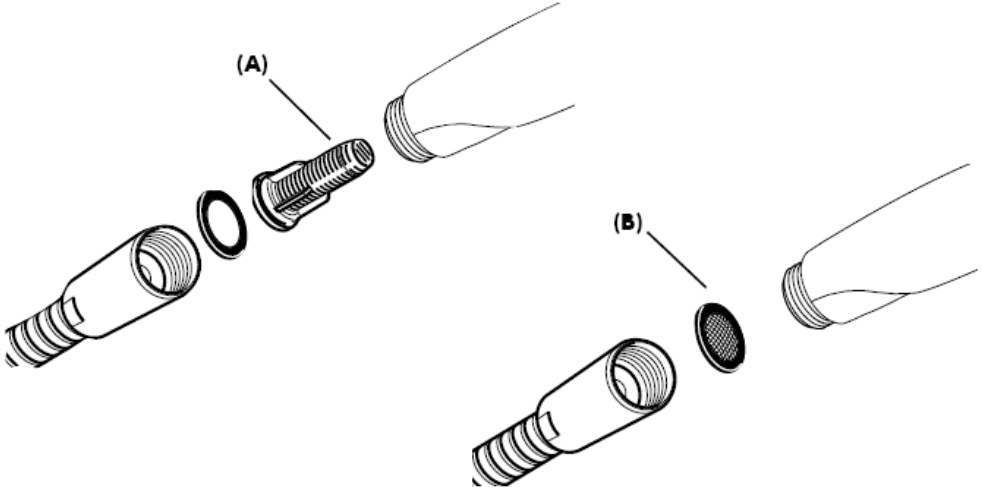
max. 60° C

شهادة اختبار

	DVGW	P-IX	SVGW	ACS	NF	WRAS	KIWA
28508XXX	X	P-IX 9876/IC	X	X			X
28509XXX	X	P-IX 9875/IB	X	X			X

## التركيب

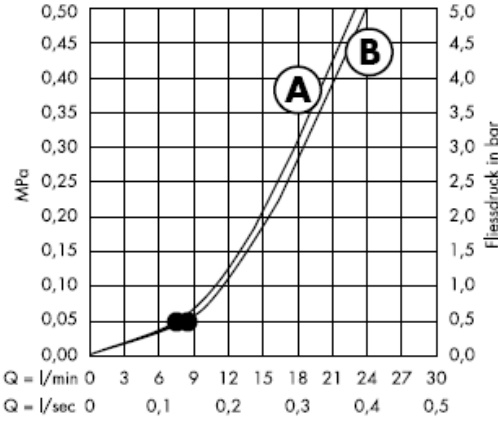
يجب استخدام وليجة المرشح (A) لضمان الحصول على معدل التدفق القياسي وحماية الدش اليدوي من الأوساخ التي تحملها شبكة المواسير. هل تريد الحصول على معدل تدفق أعلى؟ إذن يجب أن تستخدم حشية المرشح (B) بدلاً من وليجة المرشح (A). حيث تؤدي الأوساخ الواردة إلى حدوث أعطال أو / وقد تتسبب في تلف أجزاء من من الدش اليدوي، ومثل هذه الأعطال تلغي كافة المطالبات الخاصة بالمسؤولية أو الضمان.



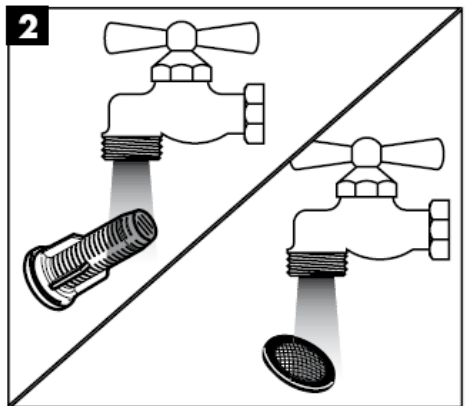
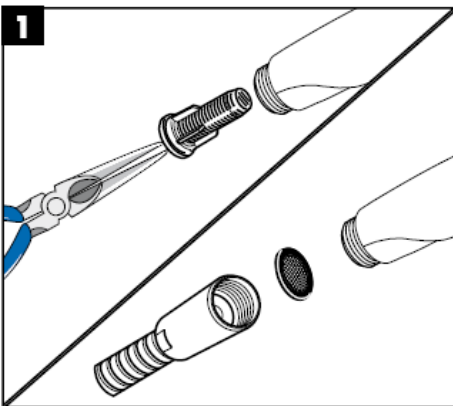
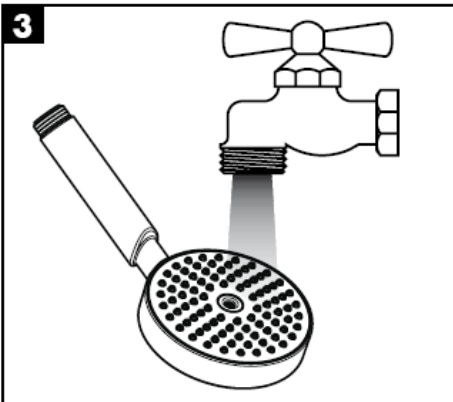
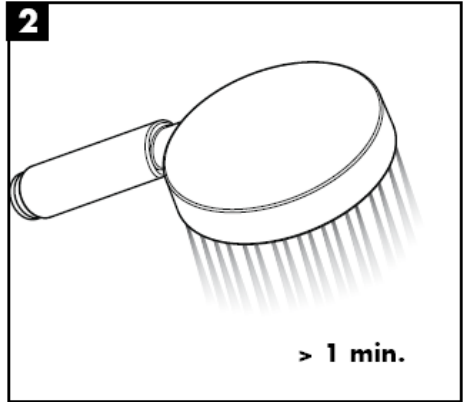
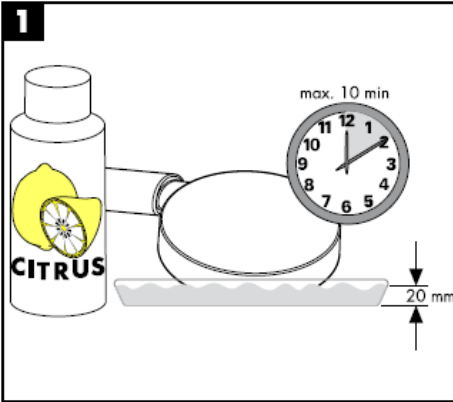
بوليصة المرشح (A)

مع أجزاء المرشح (B)

من • الوظيفة مضمونة.

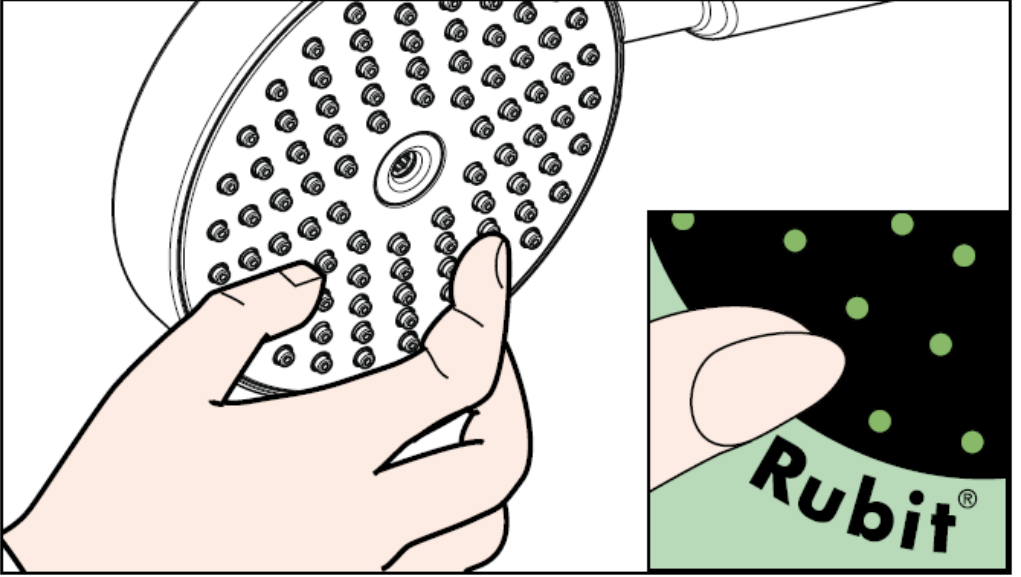


يصلح الدش اليدوي للاستخدام مع سخانات المياه ذات التدفق المستمر التي يبلغ خرج الحرارة منها 21 كيلو وات وحد أدنى من التدفق المار بها يبلغ 7 لتر / الدقيقة.



## التنظيف

لا تحتاج وظيفة تنظيف سوى قدر بسيط من الفرك باليد لإزالة القشور الجيرية من قنوات الرشاش.



**hansgrohe**

Hansgrohe · Postfach 1145 · D-77761 Schiltach · Telefon +49 (0) 78 36/51-1282 · Telefax +49 (0) 7836/511440  
E-Mail: [info@hansgrohe.com](mailto:info@hansgrohe.com) · Internet: [www.hansgrohe.com](http://www.hansgrohe.com)

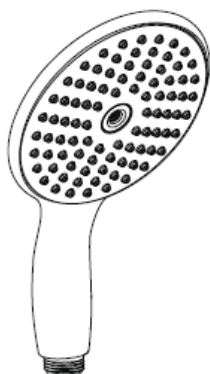
01/2008  
9.05471.03

عربي

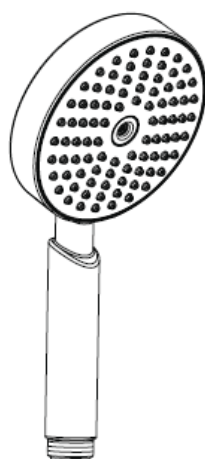




# Navodila za montažo



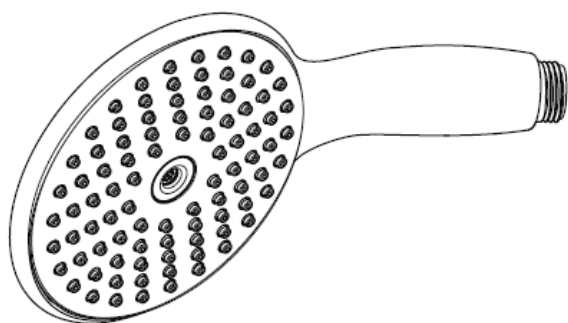
**Raindance E 100 AIR 1jet**  
28508XXX



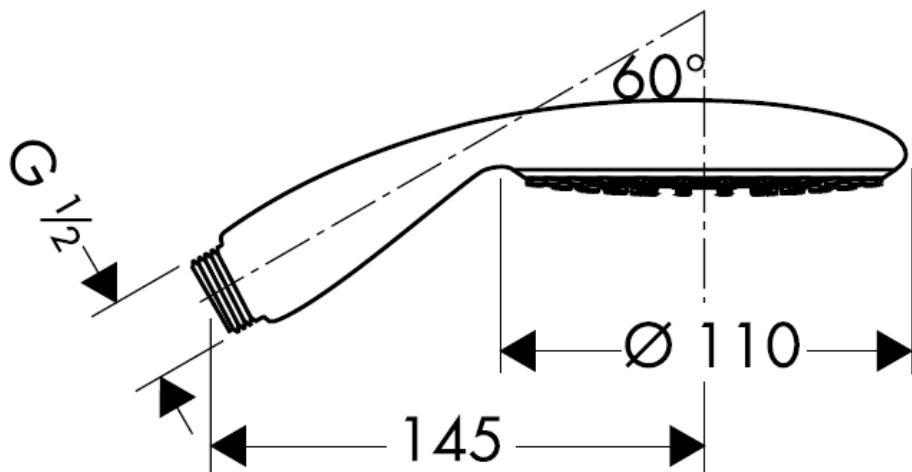
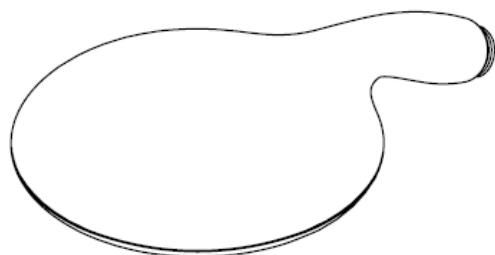
**Raindance S 100 AIR 1jet**  
28509XXX

**hansgrohe**

**Raindance E 100 AIR 1jet**  
28508XXX



**Rain AIR**



**Raindance S 100 AIR 1jet**  
28509XXX



**Rain AIR**



**Tehnični podatki**

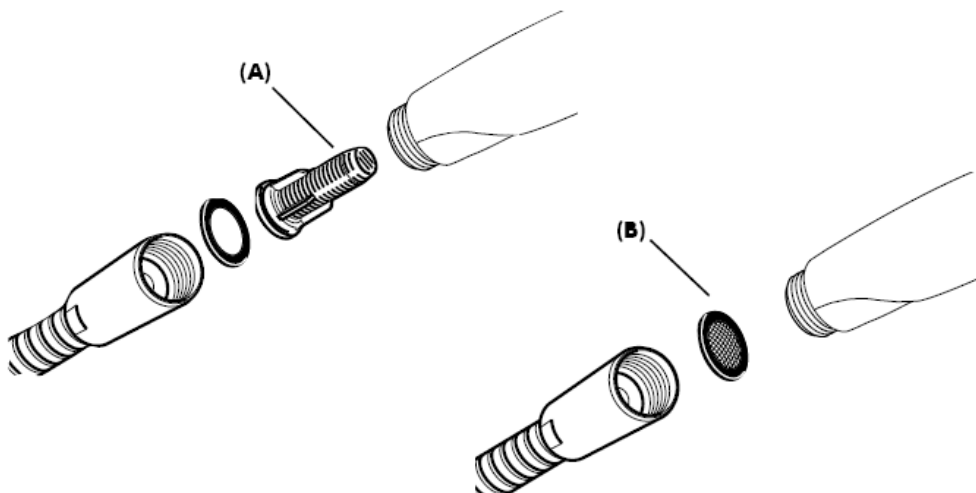
Delovni tlak: max. 1 MPa  
 Priporočni delovni tlak: 0,1 – 0,4 MPa  
 (1 MPa = 10 bars = 147 PSI)  
 Temperatura tople vode: max. 60° C

**Preskusni znak**

	DVGW	P-IX	SVGW	ACS	NF	WRAS	KIWA
28508XXX	X	P-IX 9876/IC	X	X			X
28509XXX	X	P-IX 9875/IB	X	X			X

**Montaža**

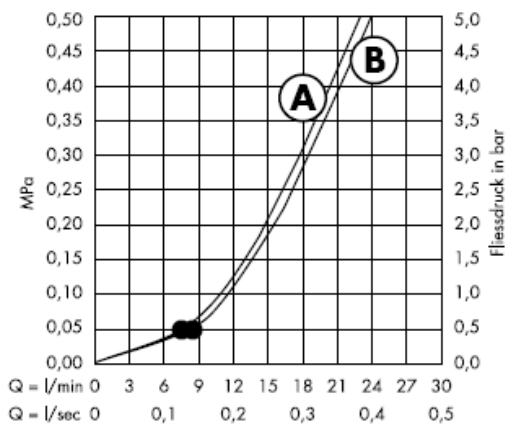
Priloženi filtrirni vložek (A) je potrebno vgraditi, da zagotovimo standardni pretok in zaščitimo ročno prho pred umazanijo iz vodovodne napeljave. Če želite večji pretok vode, je namesto filtrirnega vložka (A) potrebno vstaviti filtrirno mrežico (B). Umazanija lahko okvari ali poškoduje dele ročne prhe. Za tako nastalo škodo Hansgrohe ne odgovarja.



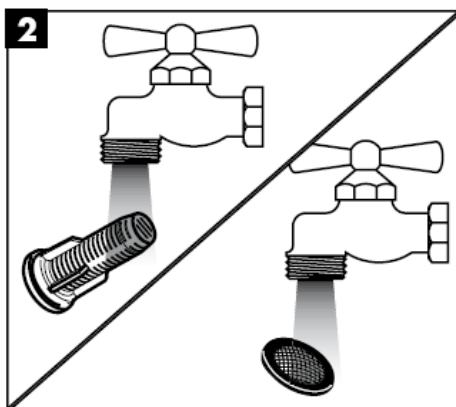
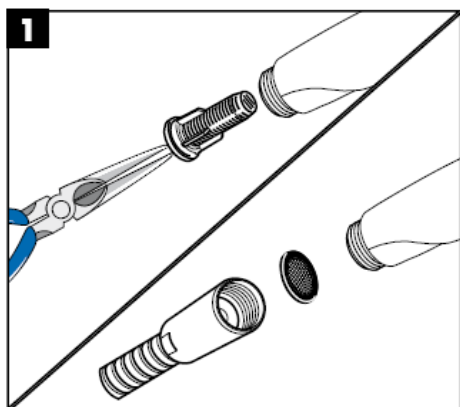
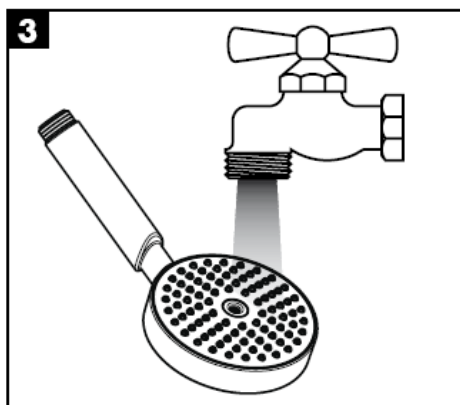
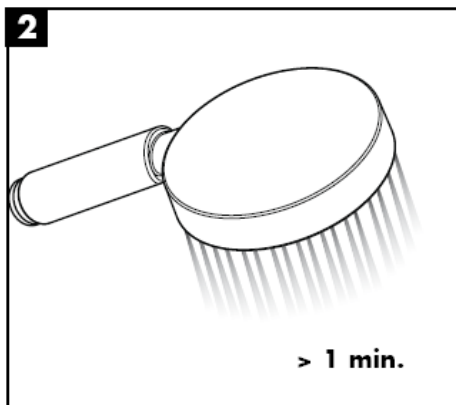
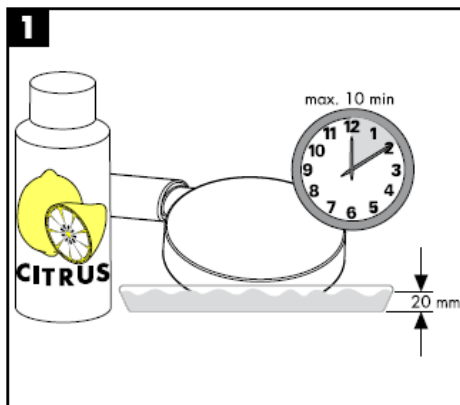
S filtrnim vložkom (A)

S filtrno mrežico (B)

Od • je delovanje zagotovljeno.

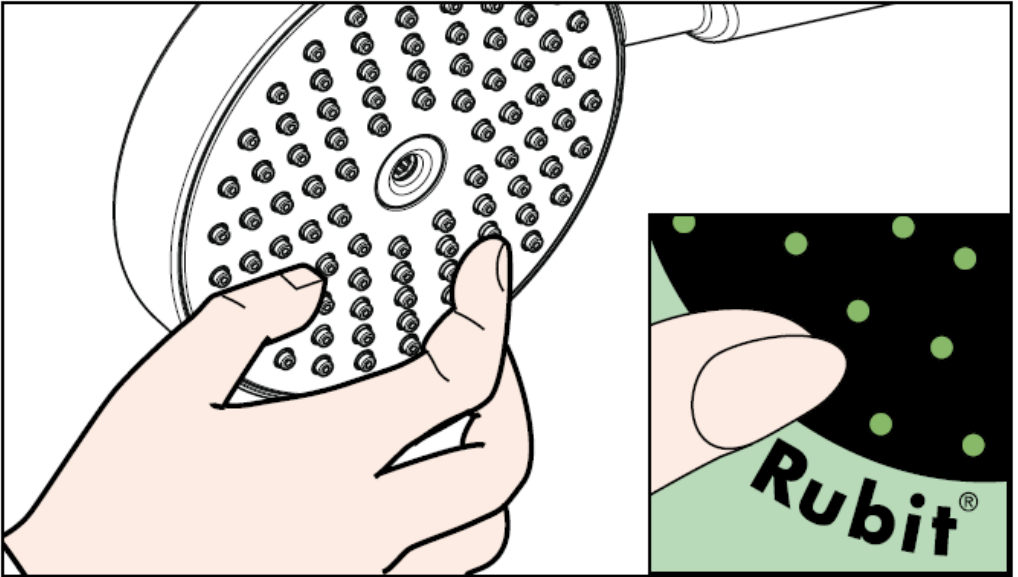


Ročna prha je primerna za uporabo s pretočnimi grelniki zmogljivosti nad 21 kW in minimalnim pretokom 7 l/min.



## Čiščenje

Z Rubit®, ročno čistilno funkcijo, lahko s šob očistimo vodni kamen tako, da šobe enostavno podrgemo.



**hansgrohe**

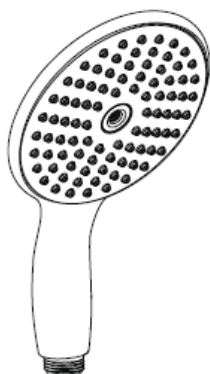
Hansgrohe · Postfach 1145 · D-77761 Schiltach · Telefon +49 (0) 78 36/51-1282 · Telefax +49 (0) 7836/511440  
E-Mail: [info@hansgrohe.com](mailto:info@hansgrohe.com) · Internet: [www.hansgrohe.com](http://www.hansgrohe.com)

01/2008  
9.05471.03  
Slovenski

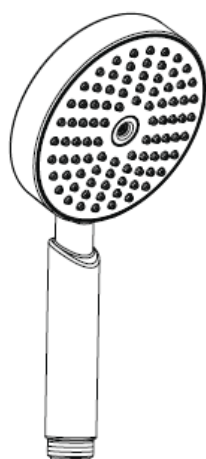




# Paigaldusjuhend



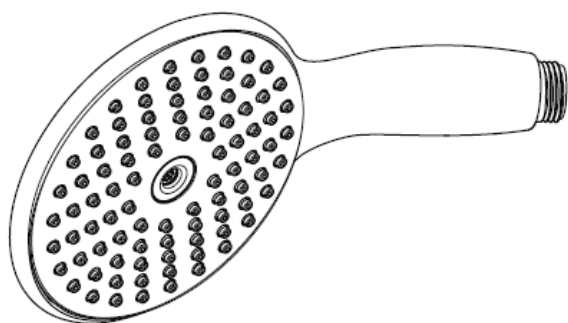
**Raindance E 100 AIR 1jet**  
28508XXX



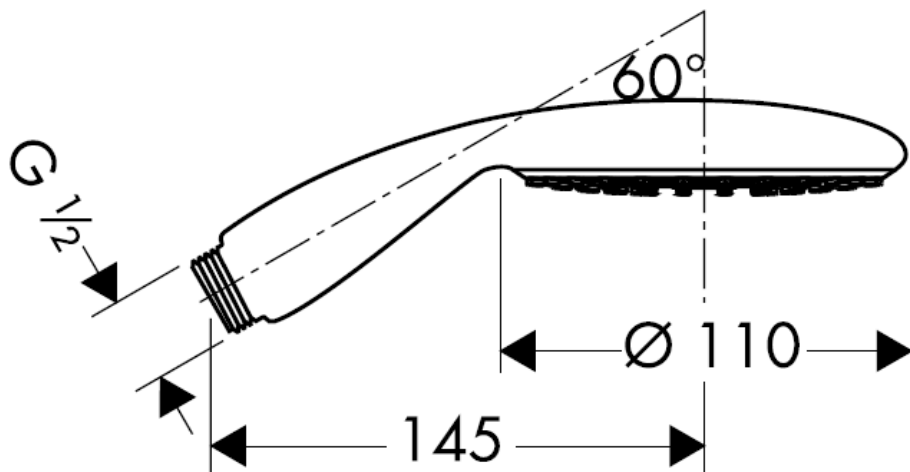
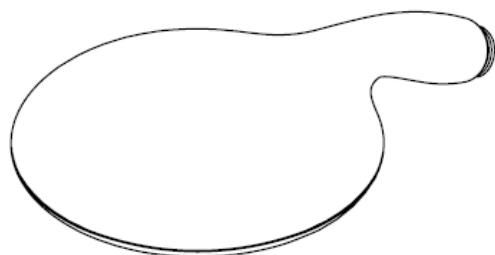
**Raindance S 100 AIR 1jet**  
28509XXX

**hansgrohe**

**Raindance E 100 AIR 1jet**  
28508XXX



**Rain AIR**



**Raindance S 100 AIR 1jet**  
28509XXX



**Rain AIR**



**Tehnilised andmed**

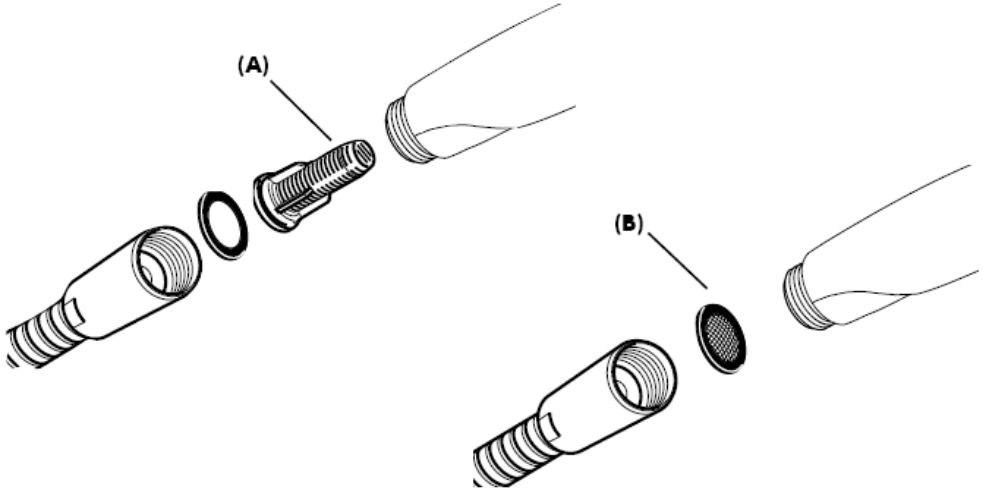
Töörõhk	max. 1 MPa
Soovitatav töörõhk:	0,1 – 0,4 MPa
(1 MPa = 10 baari = 147 PSI)	
Kuuma vee temperatuur:	max. 60° C

**Kontrollsertifikaat**

	DVGW	P-IX	SVGW	ACS	NF	WRAS	KIWA
28508XXX	X	P-IX 9876/IC	X	X			X
28509XXX	X	P-IX 9875/IB	X	X			X

**Paigaldamine**

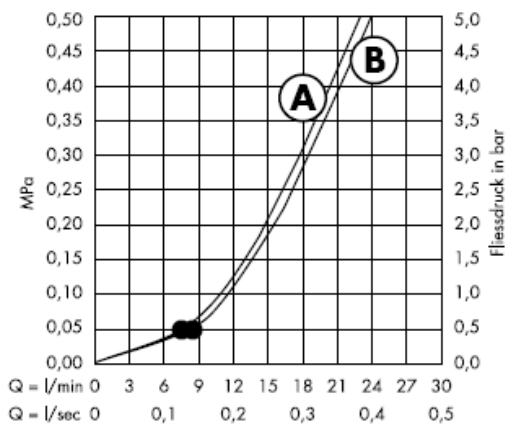
Käsiduši standardse läbivoolu puhul peab veevärgist tuleva mustuse vastu paigaldama kaasasoleva filtri A. Kui soovite suuremat läbivoolu, peab selle asemel kasutama filtrit B. Filtri A või B mittepaigaldamisel käsiduši võib sissetulev mustus funktsioneerimist kahjustada ja/või rikkuda käsiduši detaile. Sellest tulenevate kahjude eest Hansgrohe ei vastuta.



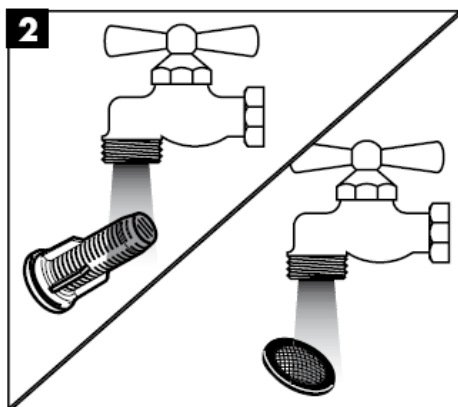
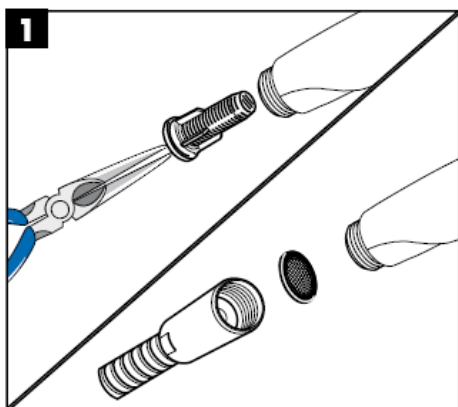
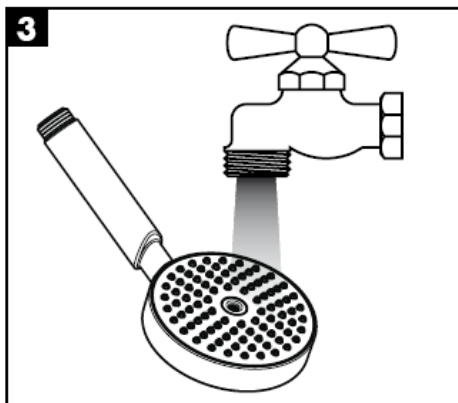
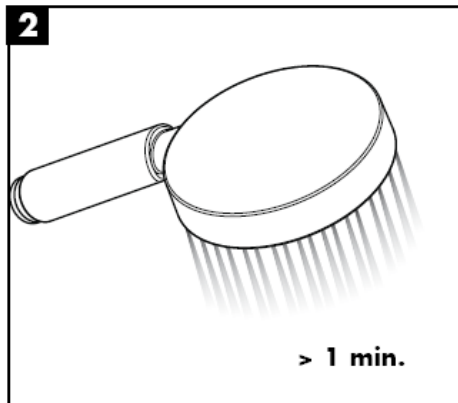
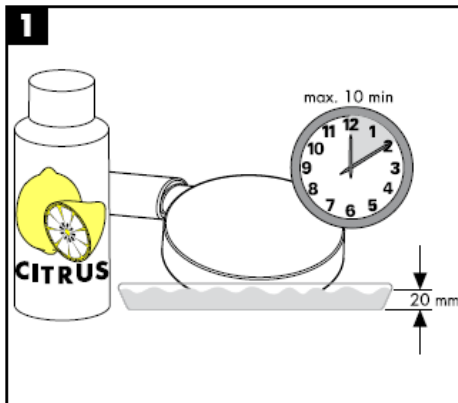
Filtriga (A)

Sõeltihendiga B

Alates • on funktsioneerimine garanteeritud

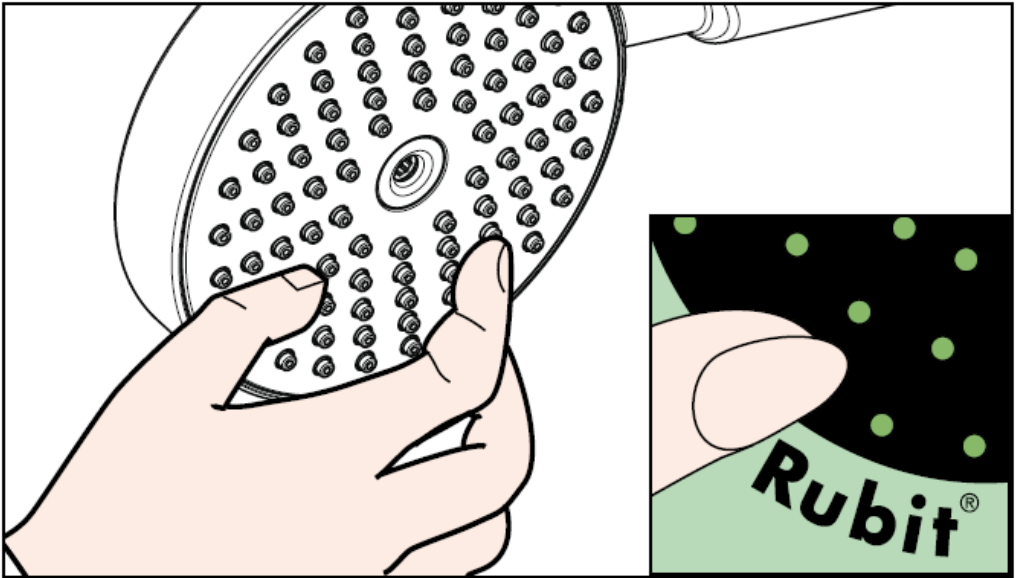


Käsidušši sobib kasutada boiler, mille võimsus on alates 21 kW ning minimaalne läbivool 7 l/min.



## Puhastamine

Käsitsi puhastamise funktsiooni Rubit® puhul on vajalik vaid kerge ülehõõrumine, eemaldamaks dušikanalitest katlakivi.



**hansgrohe**

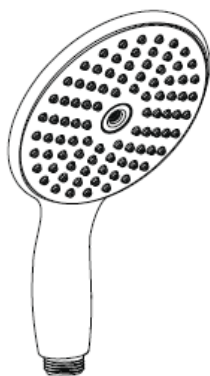
Hansgrohe · Postfach 1145 · D-77761 Schiltach · Telefon +49 (0) 78 36/51-1282 · Telefax +49 (0) 7836/511440  
E-Mail: [info@hansgrohe.com](mailto:info@hansgrohe.com) · Internet: [www.hansgrohe.com](http://www.hansgrohe.com)

01/2008  
9.05471.03  
Estonia

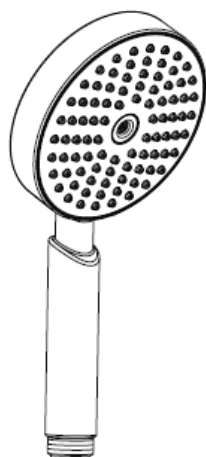




# Montāžas instrukcija



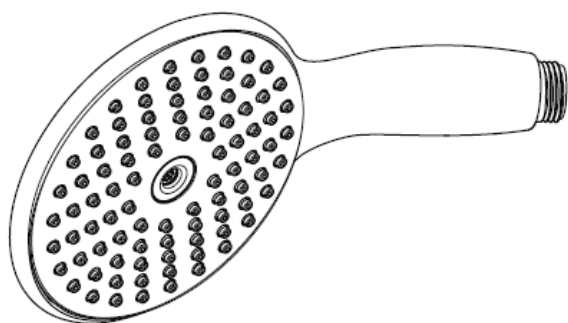
**Raindance E 100 AIR 1jet**  
28508XXX



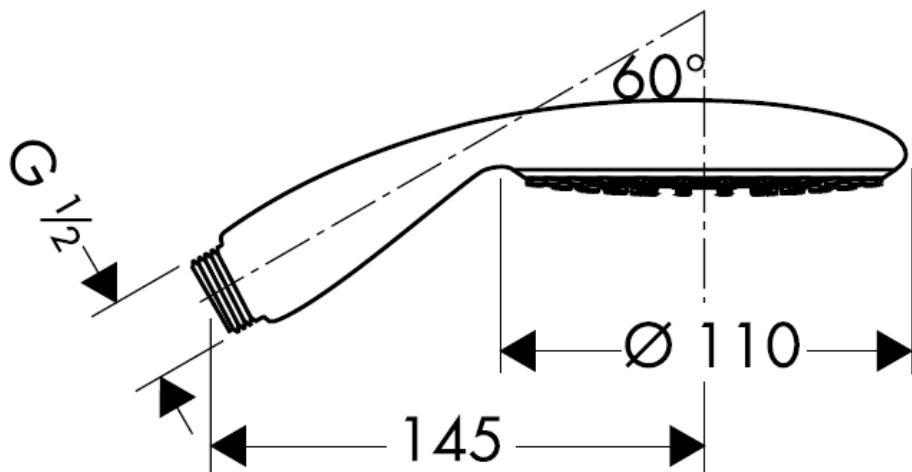
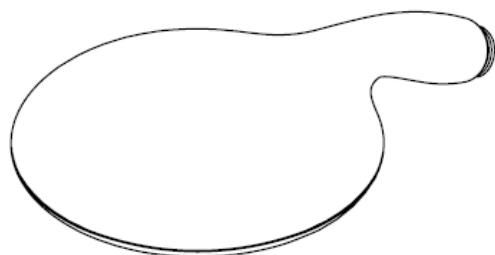
**Raindance S 100 AIR 1jet**  
28509XXX

**hansgrohe**

**Raindance E 100 AIR 1jet**  
28508XXX



**Rain AIR**



**Raindance S 100 AIR 1jet**  
28509XXX



**Rain AIR**



**Tehniskie dati**

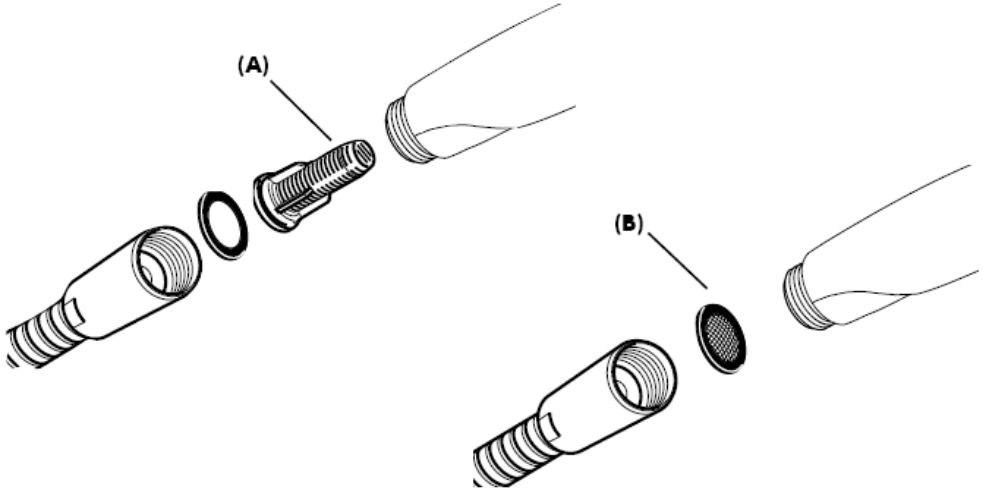
Darba spiediens: max. 1 MPa  
 Ieteicamais darba spiediens: 0,1 – 0,4 MPa  
 (1 MPa = 10 bar = 147 PSI)  
 Karstā ūdens temperatūra: max. 60° C

**Pārbaudes zīme**

	DVGW	P-IX	SVGW	ACS	NF	WRAS	KIWA
28508XXX	X	P-IX 9876/IC	X	X			X
28509XXX	X	P-IX 9875/IB	X	X			X

**Montāža**

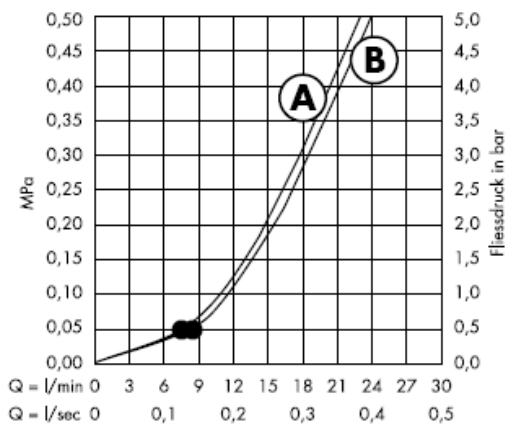
Lai nodrošinātu rokas dušas normālu ūdens caurplūdi un izvairītos no netīrumu ieskalošanas no ūdensvada, jāiemontē komplektā esošais filtrs (A). Ja ir nepieciešamība pēc lielākas ūdens caurplūdes, tad filtra (A) vietā jāizmanto sietiņš (B). Ieskalotie netīrumi var traucēt dušas funkciju un / vai arī izraisīt rokas dušas funkciju bojājumus, par kuriem Hansgrohe nenes atbildību.



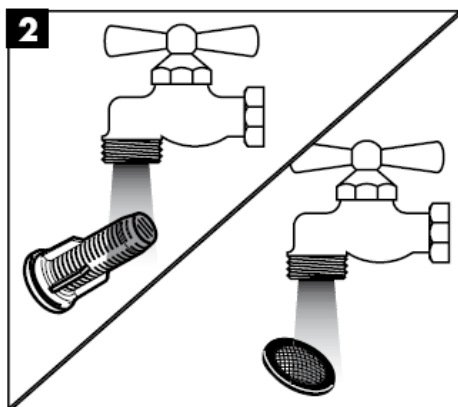
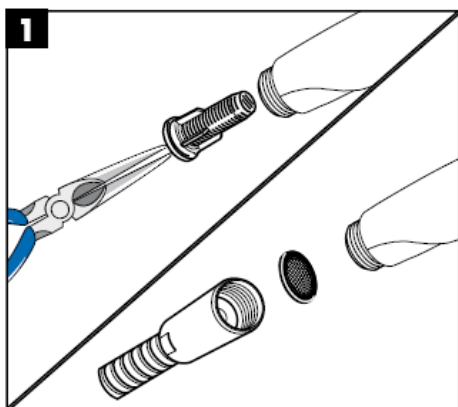
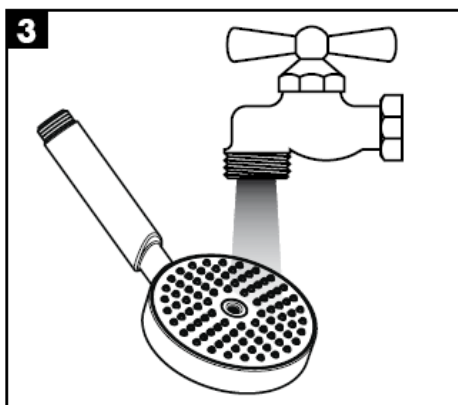
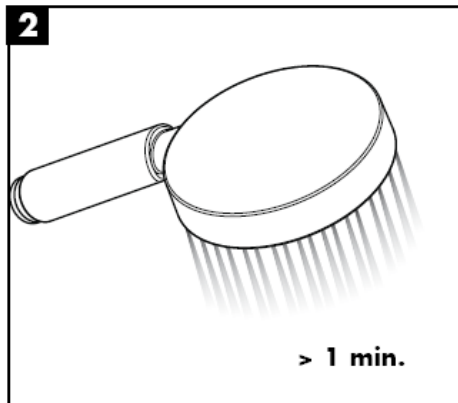
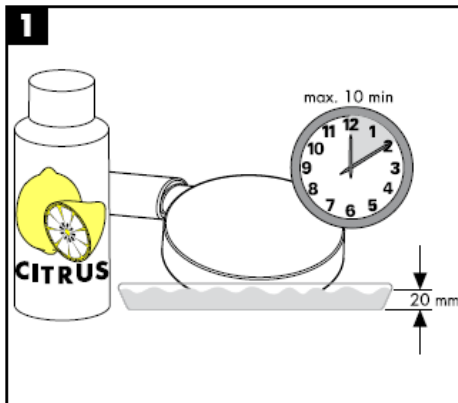
Ar filtra ieliktni (A)

Ar filtra blīvējumu (B)

No • funkcija nodrošināta

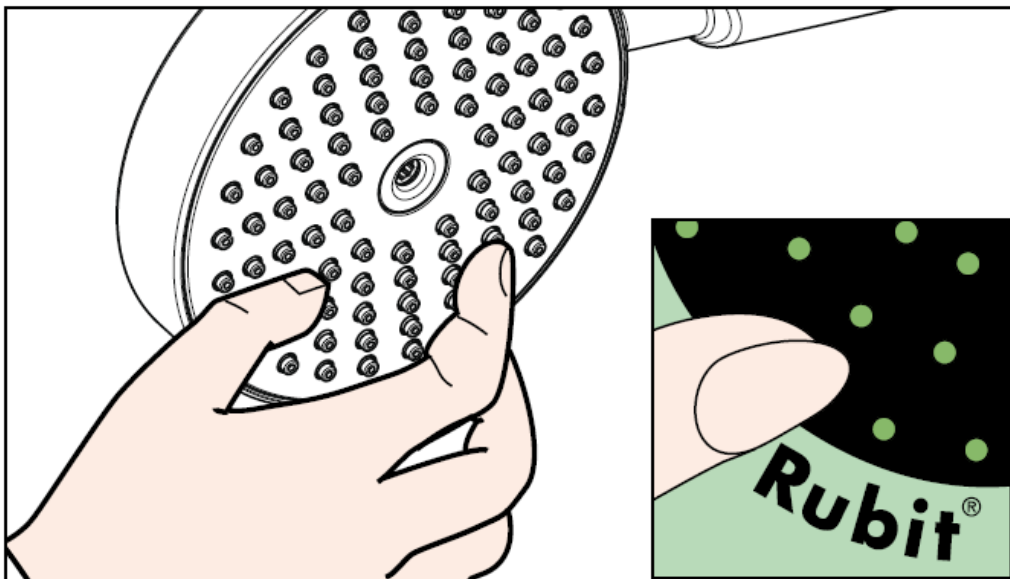


Rokas duša ir piemērota caurteces sildītājam, kura jauda ir 21 kW un minimālā caurtece 7 l/min.



## Tīrīšana

Rubit® attīrīšanas funkcija - strūklas kanāliņi vienkāršas manuālas berzes rezultātā tiek attīrīti no kaļķa.



**hansgrohe**

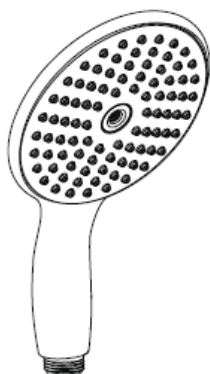
Hansgrohe · Postfach 1145 · D-77761 Schiltach · Telefon +49 (0) 78 36/51-1282 · Telefax +49 (0) 7836/511440  
E-Mail: [info@hansgrohe.com](mailto:info@hansgrohe.com) · Internet: [www.hansgrohe.com](http://www.hansgrohe.com)

01/2008  
9.05471.03  
Latviski

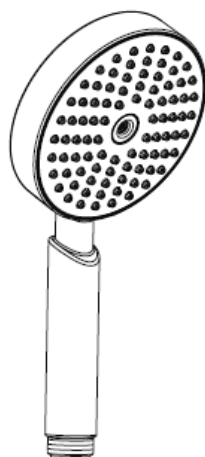




# Uputstvo za montažu



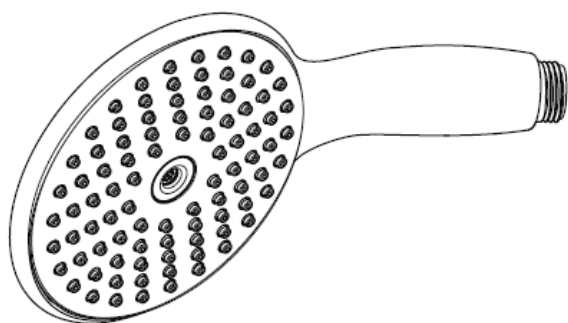
**Raindance E 100 AIR 1jet**  
28508XXX



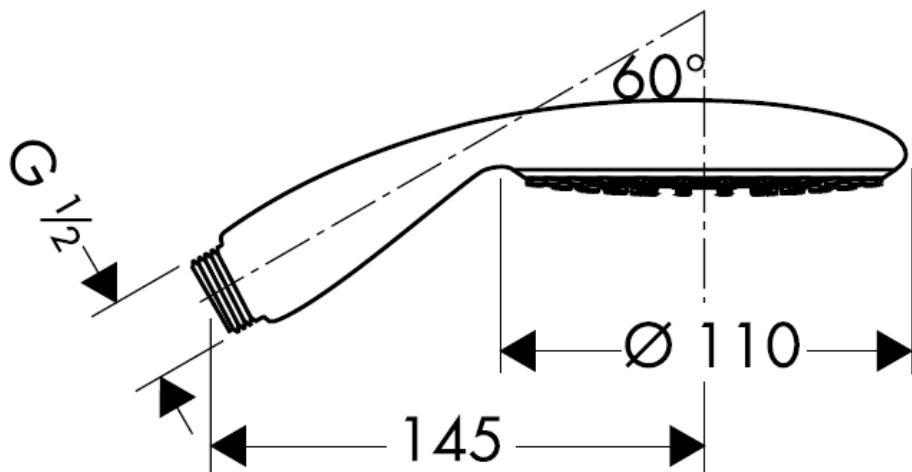
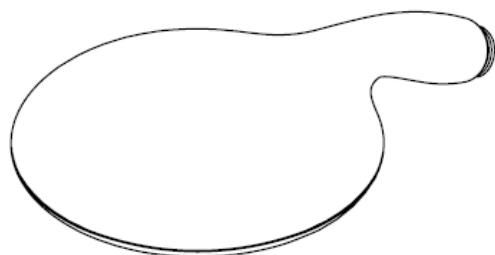
**Raindance S 100 AIR 1jet**  
28509XXX

**hansgrohe**

**Raindance E 100 AIR 1jet**  
28508XXX



**Rain AIR**



**Raindance S 100 AIR 1jet**  
28509XXX



**Rain AIR**



**Tehnički podaci**

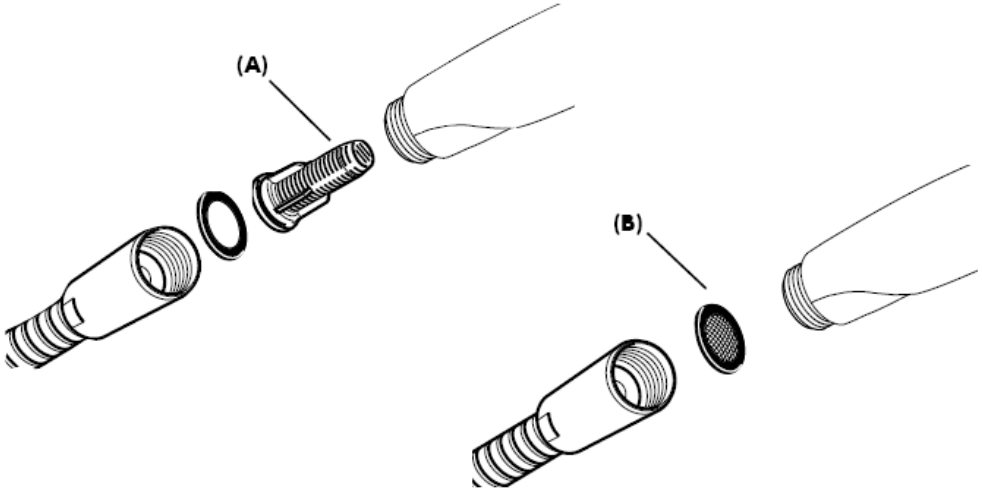
Radni pritisak: max. 1 MPa  
 Preporučeni radni pritisak: 0,1 – 0,4 MPa  
 (1 MPa = 10 bara = 147 PSI)  
 Temperatura vruće vode: max. 60° C

**Ispitni znak**

	DVGW	P-IX	SVGW	ACS	NF	WRAS	KIWA
28508XXX	X	P-IX 9876/IC	X	X			X
28509XXX	X	P-IX 9875/IB	X	X			X

**Montaža**

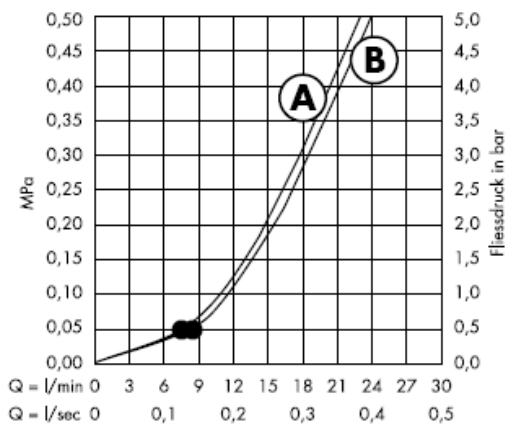
Isporučeni umetak filtra (A) se mora ugraditi kako bi se regulisao protok vode i smanjio prolazak prljavštine iz vodovoda. Ako želite jači protok vode, umesto filtra (A) ugradite mrežastu zaptivku (B).  
 Za eventualna oštećenja ili lošije funkcionisanje ručnog tuša uzrokovano prljavštinom, proizvođač Hansgrohe nije odgovoran.



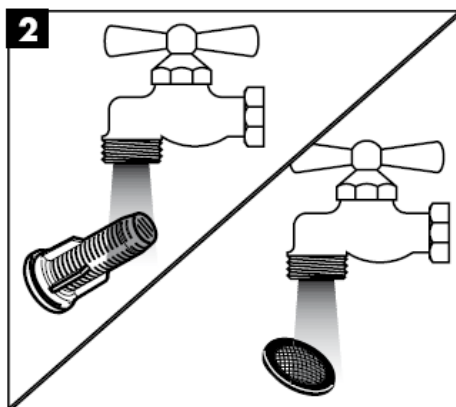
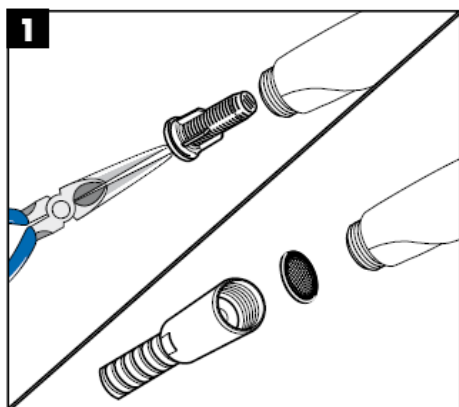
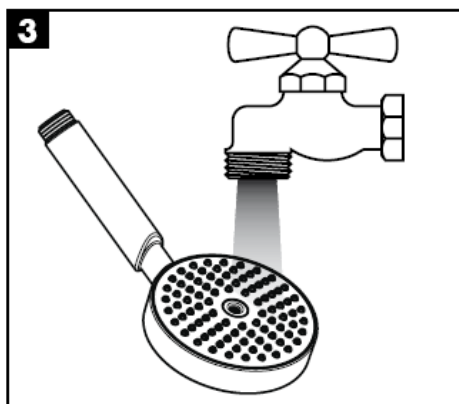

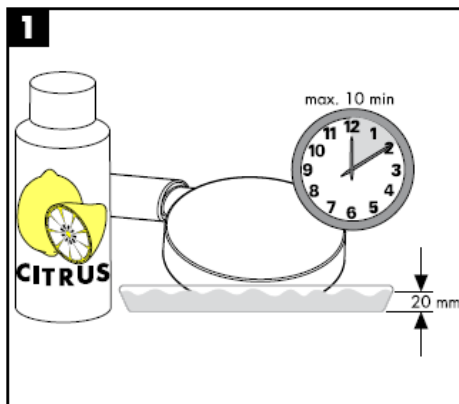
S filterom (A)

S mrežastom zaptivkom (B)

Od • je funkcija zagarantovana.

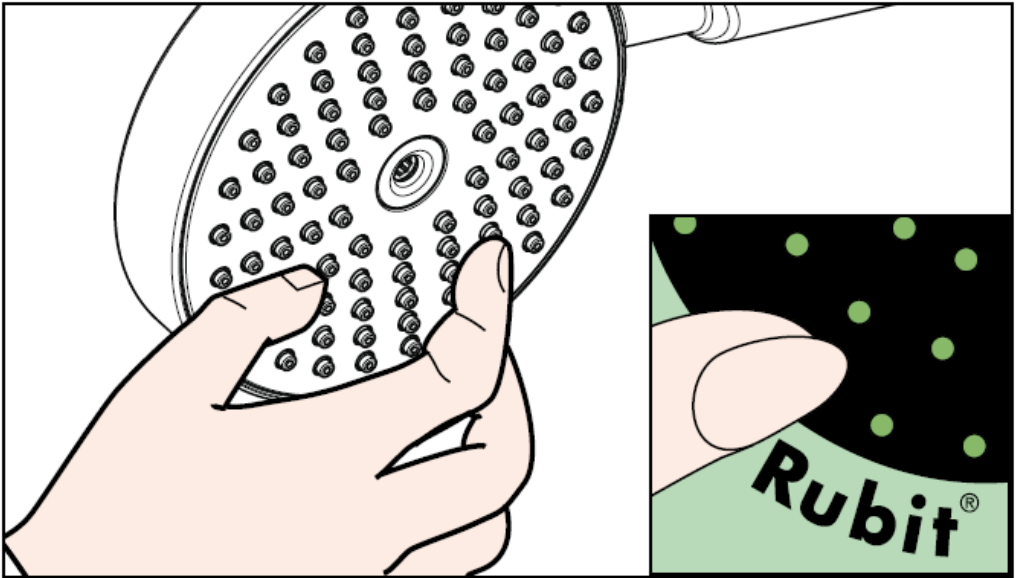


Ručni tuš možete koristiti uz protočni bojler snage od 21 kW ili veće, te uz minimalni protok od 7 l/min.



## Čišćenje

Rubit® - ručni sistem za čišćenje omogućuje odstranjivanje kamenca s rupica uobličavača mlaza, jednostavnim trljanjem.



**hansgrohe**

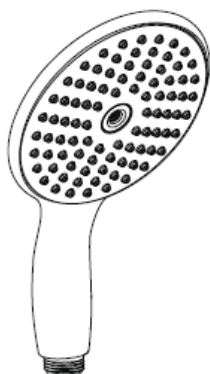
Hansgrohe · Postfach 1145 · D-77761 Schiltach · Telefon +49 (0) 78 36/51-1282 · Telefax +49 (0) 7836/511440  
E-Mail: [info@hansgrohe.com](mailto:info@hansgrohe.com) · Internet: [www.hansgrohe.com](http://www.hansgrohe.com)

01/2008  
9.05471.03  
Srpski

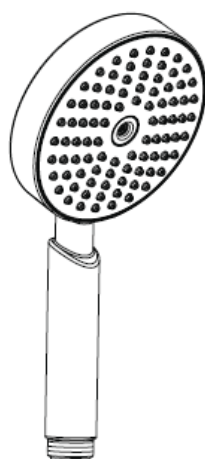




# Montasjeveiledning



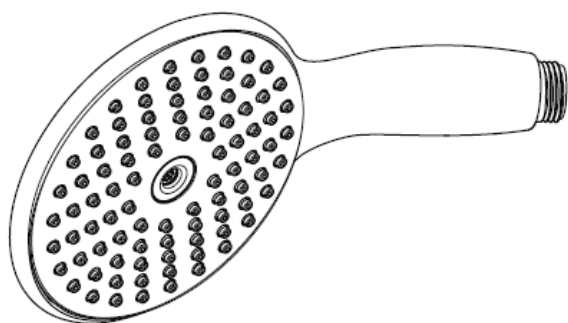
**Raindance E 100 AIR 1jet**  
28508XXX



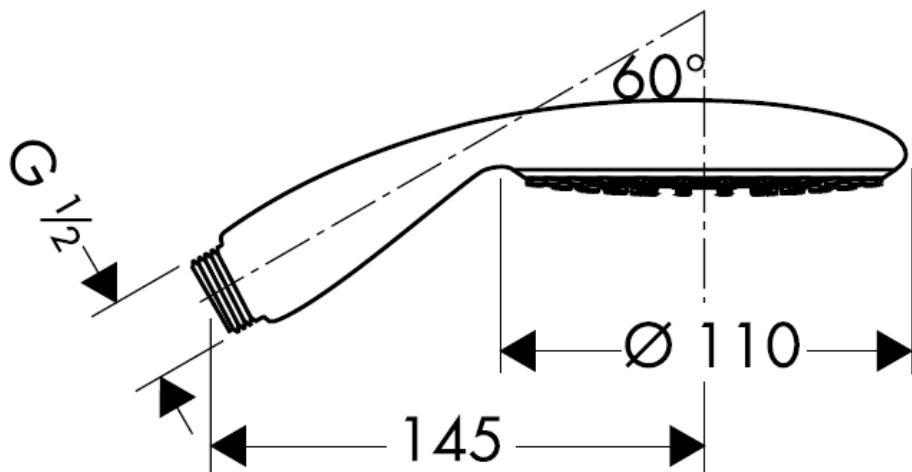
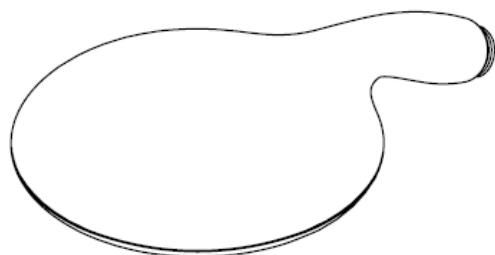
**Raindance S 100 AIR 1jet**  
28509XXX

**hansgrohe**

**Raindance E 100 AIR 1jet**  
28508XXX



**Rain AIR**



**Raindance S 100 AIR 1jet**  
28509XXX



**Rain AIR**



**Tekniske data**

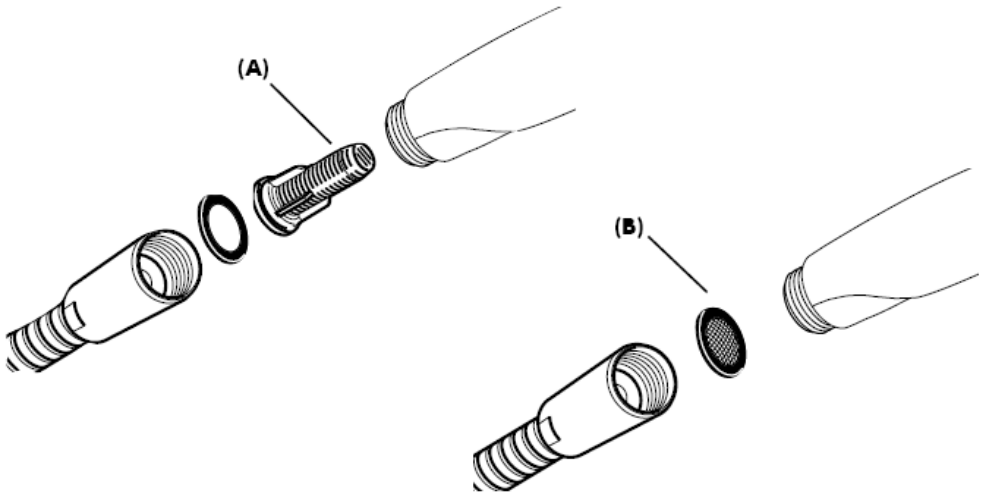
Driftstrykk	max. 1 MPa
Anbefalt driftstrykk: (1 Mpa = 10 bar = 147 PSI)	0,1 – 0,4 MPa
Varmtvannstemperatur	max. 60° C

**Prøvermerke**

	DVGW	P-IX	SVGW	ACS	NF	WRAS	KIWA
28508XXX	X	P-IX 9876/IC	X	X			X
28509XXX	X	P-IX 9875/IB	X	X			X

**Montasje**

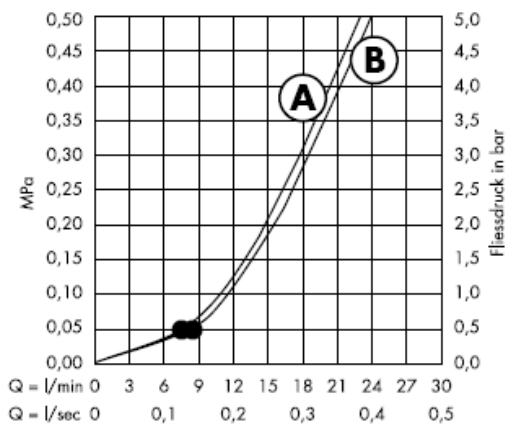
Det medleverte filter-elementet skal bygges inn, for å garantere hånddusjens standard-gjennomstrømning og for å forhindre at smuss spyles inn fra ledningsnett. Ønsker man en større vanngjennomstrømning skal det monteres en silpakning (B) isteden for filterelementet (A). Innspyling av smuss kan påvirke funksjonen negativt og/eller medføre skader på hånddusjens funksjonsdeler. Hansgrohe påtar seg inget ansvar for skader som resulteres av dette.



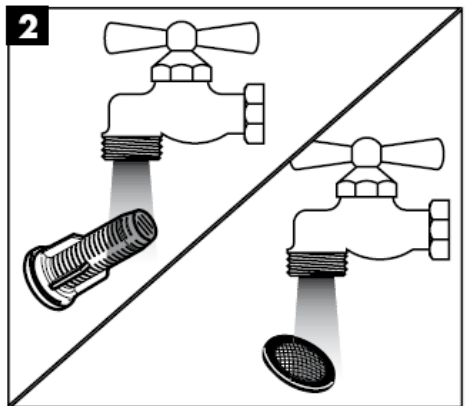
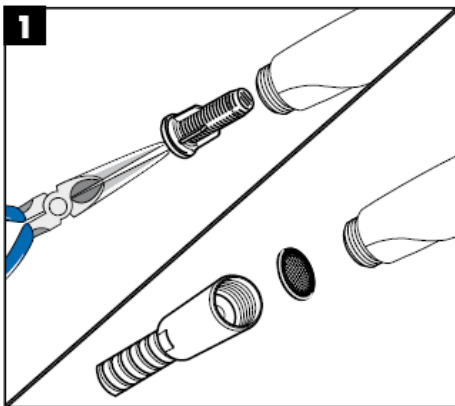
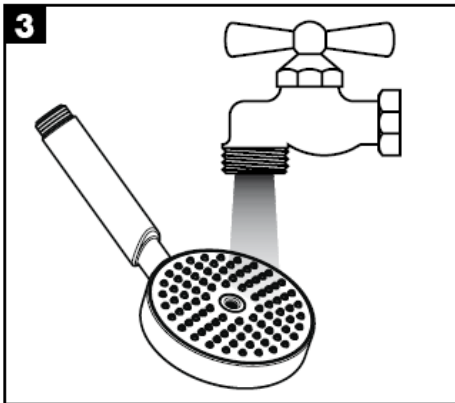
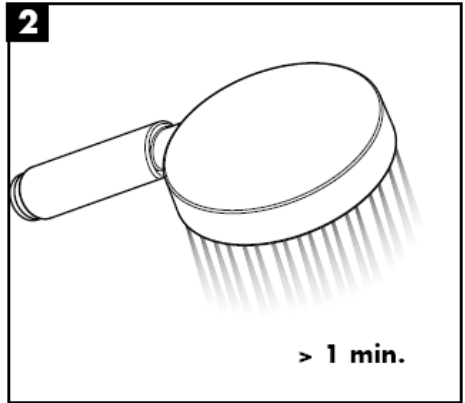
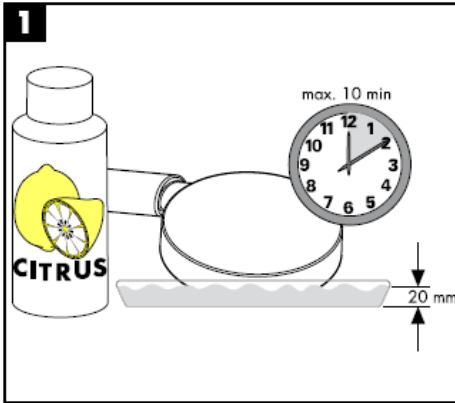
Med filterinnsats (A)

Med silpakning (B)

F.o.m. • er funksjonen garantert

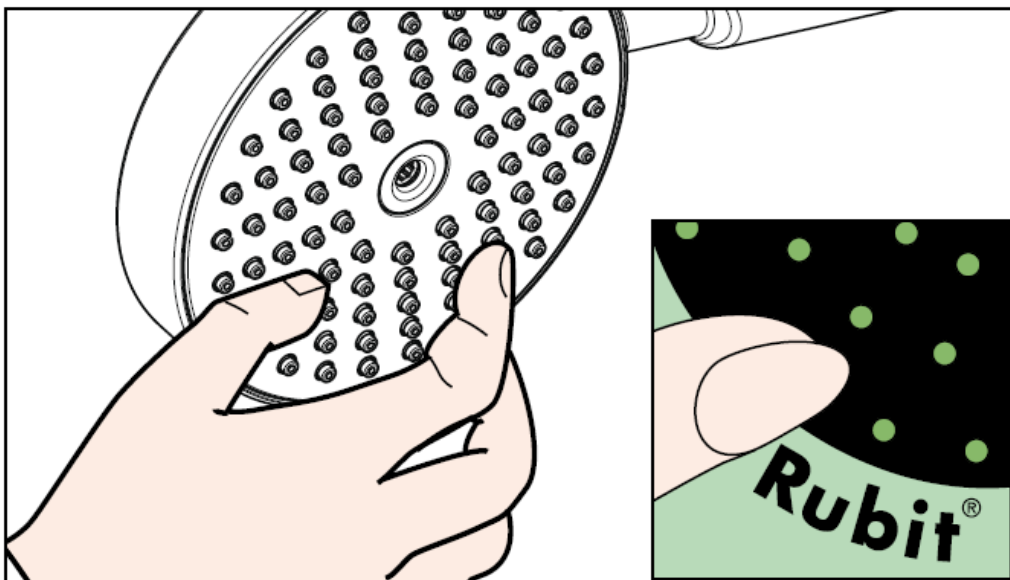


Hånddusjen egner seg for bruk sammen med en gjennomstrømningsovner fra og med en ytelse på 21 kW og en minimum gjennomstrømning på 7l/min.



## Rengjøring

Ved hjelp av Rubit®, en manuell rengjøringsfunksjon, kan man fjerne kalk fra stråleformere ved enkel gnikking.



**hansgrohe**

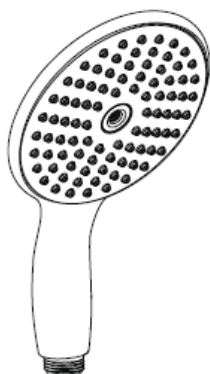
Hansgrohe · Postfach 1145 · D-77761 Schiltach · Telefon +49 (0) 78 36/51-1282 · Telefax +49 (0) 7836/511440  
E-Mail: [info@hansgrohe.com](mailto:info@hansgrohe.com) · Internet: [www.hansgrohe.com](http://www.hansgrohe.com)

01/2008  
9.05471.03  
Norsk

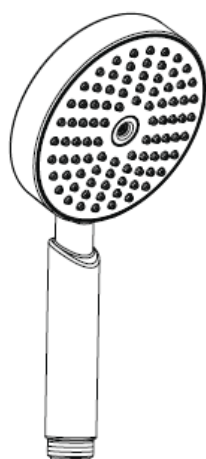




# РЪКОВОДСТВО ЗА МОНТАЖ



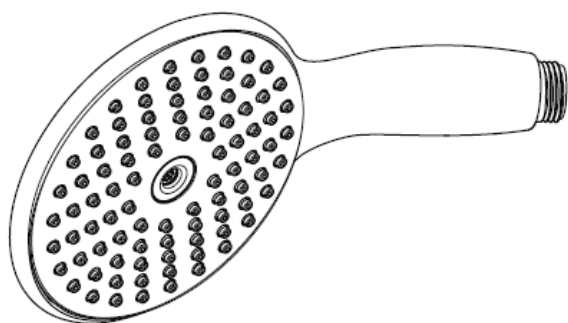
**Raindance E 100 AIR 1jet**  
28508XXX



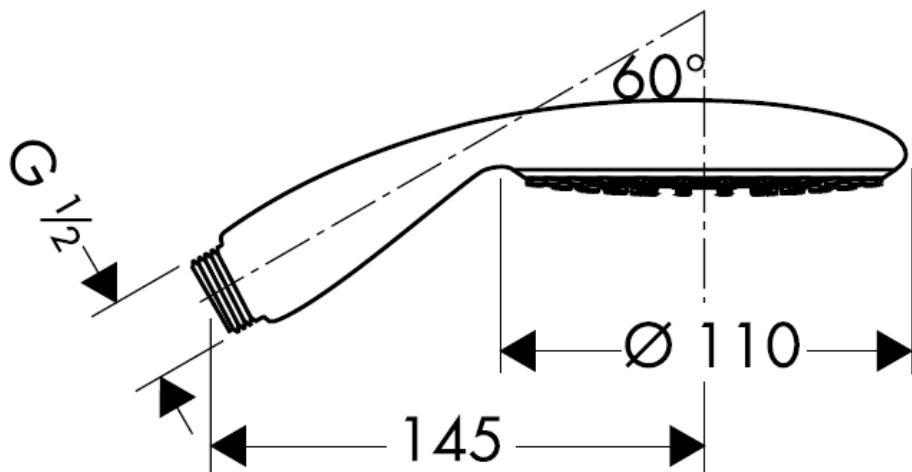
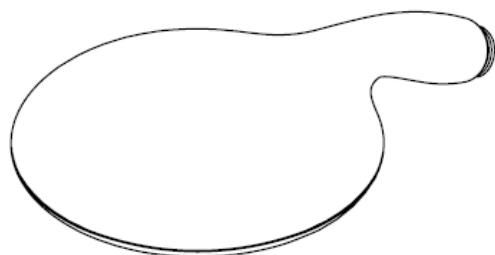
**Raindance S 100 AIR 1jet**  
28509XXX

**hansgrohe**

**Raindance E 100 AIR 1jet**  
28508XXX



**Rain AIR**



**Raindance S 100 AIR 1jet**  
28509XXX



**Rain AIR**



**Технически данни**

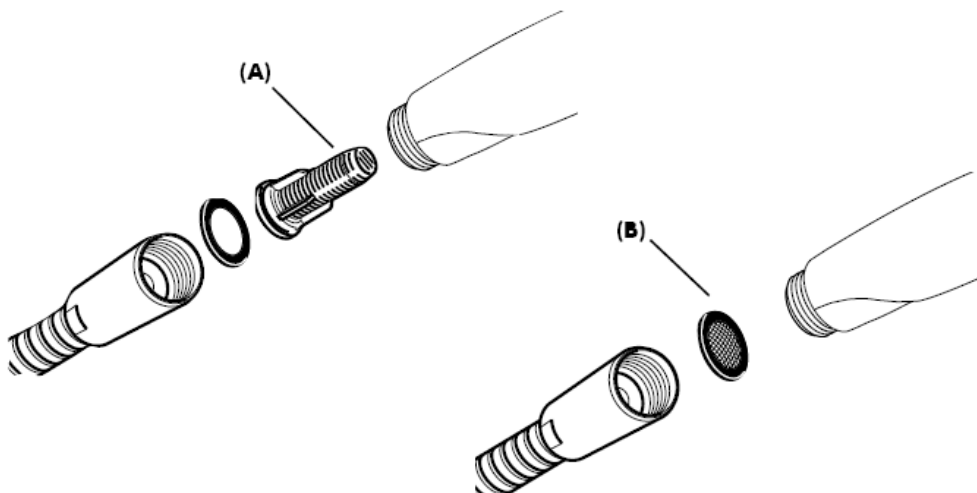
Работно налягане: max. 1 MPa  
 Препоръчително работно налягане: 0,1 – 0,4 MPa  
 (1 MPa = 10 bar = 147 PSI)  
 Температура на горещата вода: max. 60° C

**Контролен знак**

	DVGW	P-IX	SVGW	ACS	NF	WRAS	KIWA
28508XXX	X	P-IX 9876/IC	X	X			X
28509XXX	X	P-IX 9875/IB	X	X			X

**Монтаж**

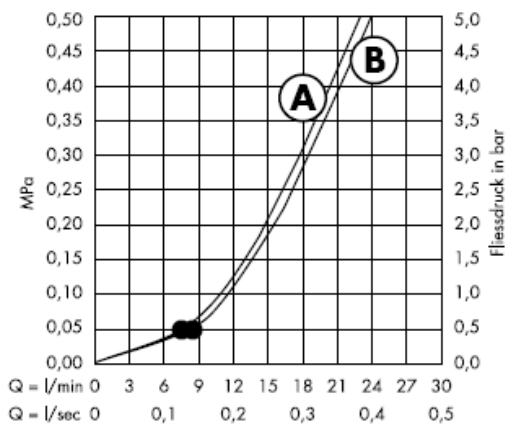
Опакованата към него филтърна вложка (А) трябва да се монтира, за да се осигури нормалния поток към ръчния разпръсквател и да се избегне натрупване на замърсявания от водопроводната мрежа. Ако желаете по-силно протичане на вода, вместо филтърната вложка (А) поставете уплътнението с цедка (В). Натрупването на замърсявания може да наруши функцията и/или да доведе до увреждания на функционалните части на ръчния разпръсквател, Hansgrohe не носи отговорност за получените се по този начин щети.



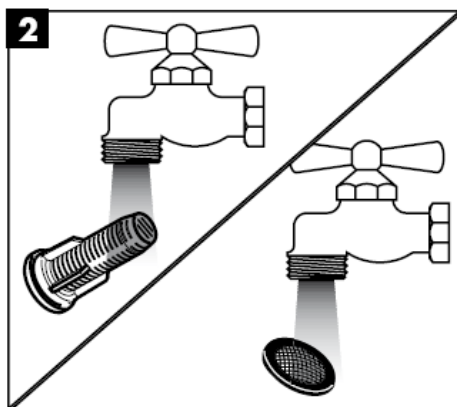
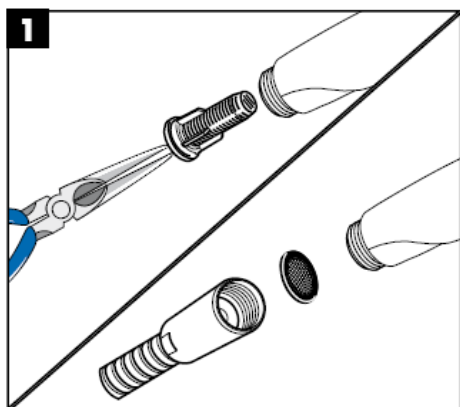
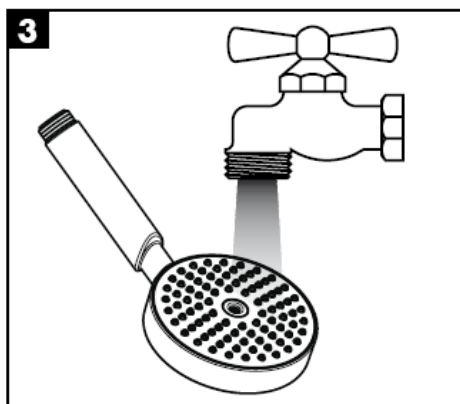

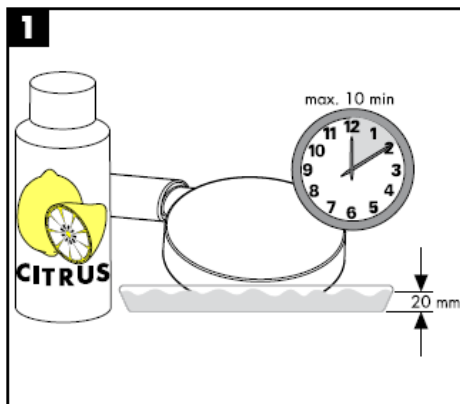
С филтърна вложка (А)

С уплътнение с цедка (В)

От • функцията е гарантирана.

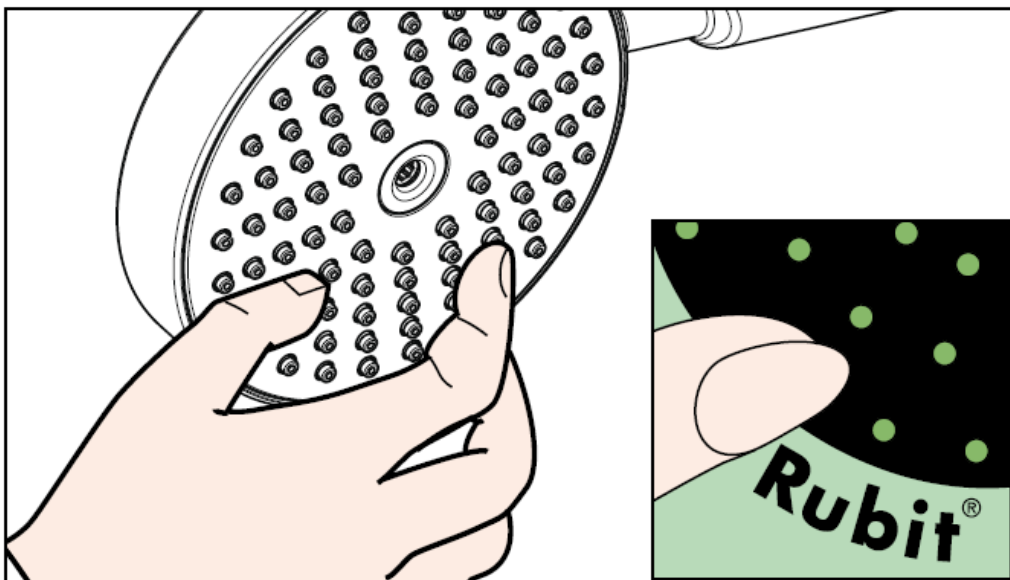


Ръчният разпръсквател е подходящ за използване с проточни нагреватели с мощност от 21 kW нагоре и минимален поток от 7 л/мин.



## Почистване

С Rubit®, ръчната функция за почистване, приспособленията за почистване на струята могат да се почистват от варовика с просто разтъркване.



**hansgrohe**

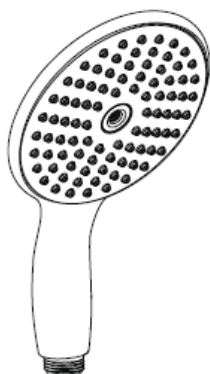
Hansgrohe · Postfach 1145 · D-77761 Schiltach · Telefon +49 (0) 78 36/51-1282 · Telefax +49 (0) 7836/511440  
E-Mail: [info@hansgrohe.com](mailto:info@hansgrohe.com) · Internet: [www.hansgrohe.com](http://www.hansgrohe.com)

01/2008  
9.05471.03  
БЪЛГАРСКИ

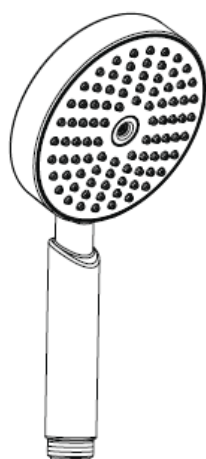




## Udhëzime rreth montimit



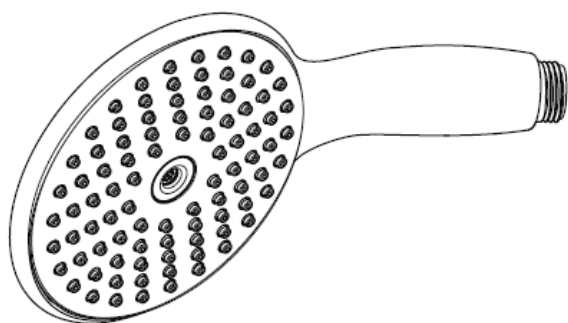
**Raindance E 100 AIR 1jet**  
28508XXX



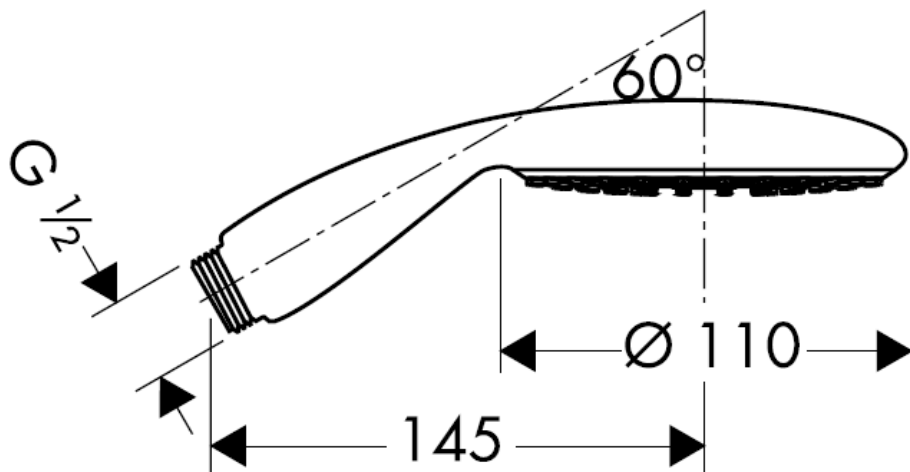
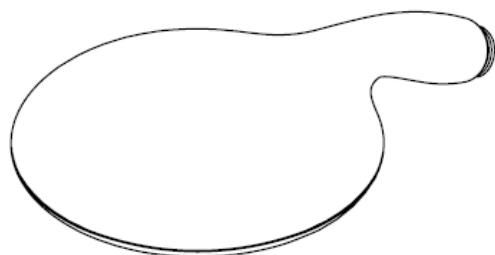
**Raindance S 100 AIR 1jet**  
28509XXX

**hansgrohe**

**Raindance E 100 AIR 1jet**  
28508XXX



**Rain AIR**



**Raindance S 100 AIR 1jet**  
28509XXX



**Rain AIR**



**Të dhëna teknike**

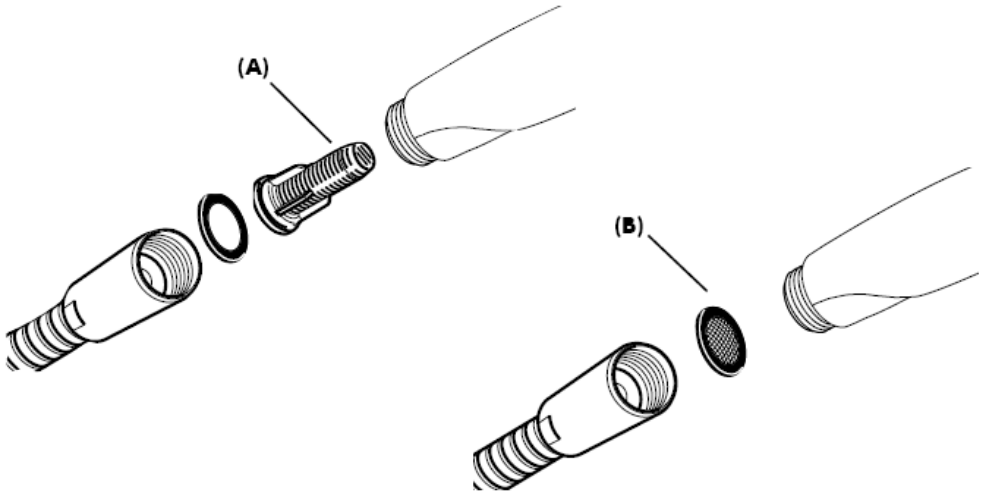
Presioni gjatë punës max. 1 MPa  
 Presioni i rekomanduar: 0,1 – 0,4 MPa  
 (1 MPa = 10 bar = 147 PSI)  
 Temperatura e ujit të ngrrohtë max. 60° C

**Shenja e kontrollit**

	DVGW	P-IX	SVGW	ACS	NF	WRAS	KIWA
28508XXX	X	P-IX 9876/IC	X	X			X
28509XXX	X	P-IX 9875/IB	X	X			X

**Montimi**

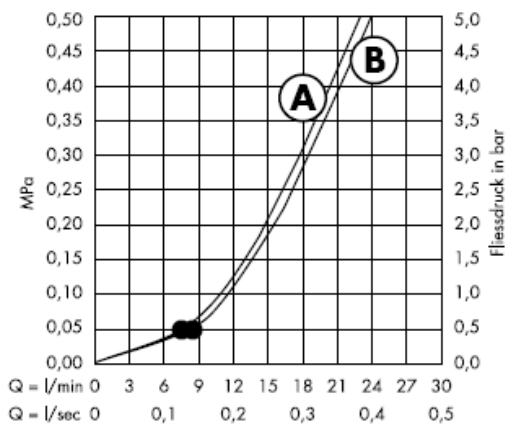
Filtri i bashkëngjitur (A) duhet montuar për të garantuar rrjedhjen sipas normave të ujit nga spërkatësja si dhe për të evituar thithjen e ndotjeve nga tubacionet e ujësjellësit. Nëse dëshironi më shumë vëllim uji, atëherë në vend të filtrit (A) duhet të përdorni sitën (B).  
 Ndotjet mund të dëmtojnë pjesë funksionale të spërkatësës. Hansgrohe nuk merr përgjegjësinë për dëmet e shkaktuara në këtë mënyrë.



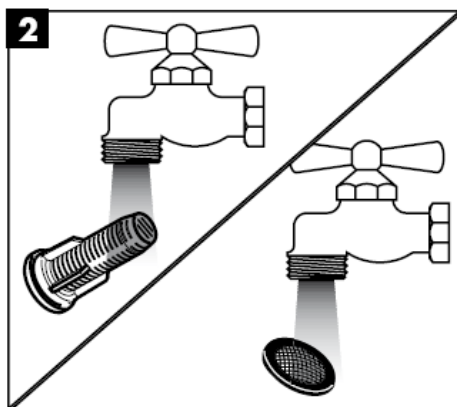
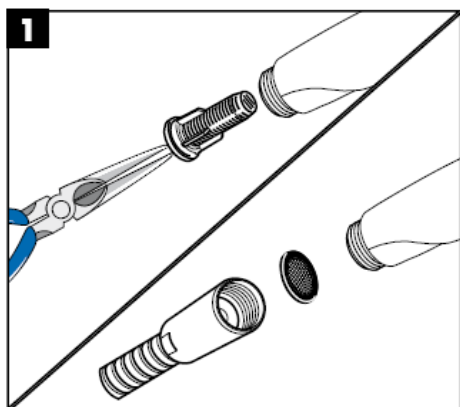
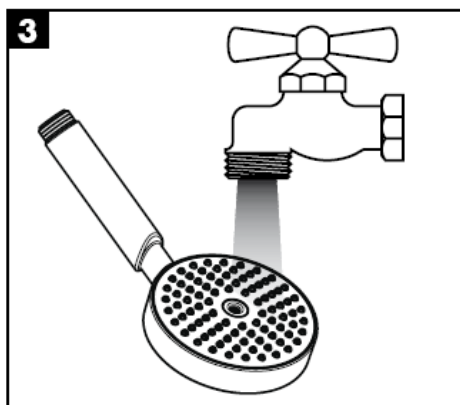
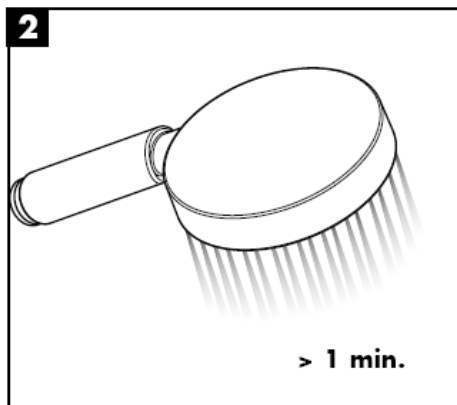
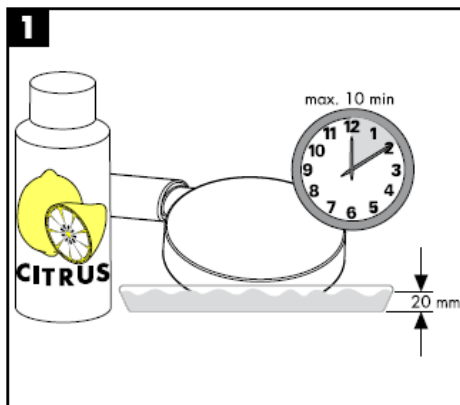
Me përdorim të filtrit (A)

Me izolues të sitës (B)

Nga • është i mundur funksioni.

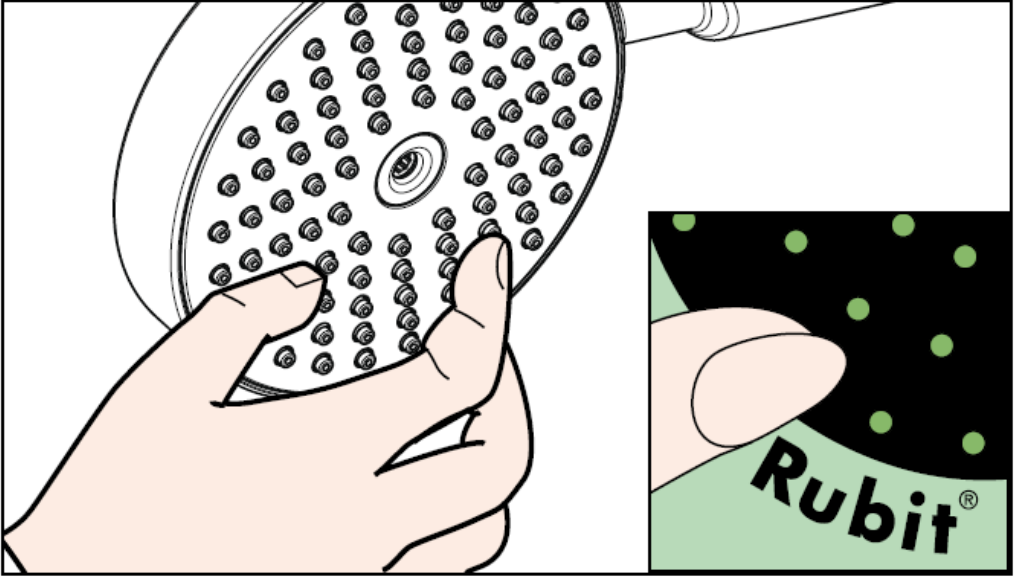


Spërkatësja mund të përdoret në kombinim me ngrohës elektrikë të ujit me kapacitet 21 kW e sipër dhe një rrjedhje minimale prej 7 l/min.



## Pastrimi

Me Rubit®, funksionin manual të pastrimit mund të hiqet kalku me fërkim të thjeshtë nga formuesit e currilit.



**hansgrohe**

Hansgrohe · Postfach 1145 · D-77761 Schiltach · Telefon +49 (0) 78 36/51-1282 · Telefax +49 (0) 7836/511440  
E-Mail: [info@hansgrohe.com](mailto:info@hansgrohe.com) · Internet: [www.hansgrohe.com](http://www.hansgrohe.com)

01/2008  
9.05471.03  
Shqib