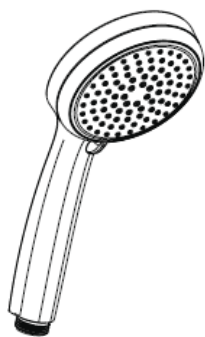
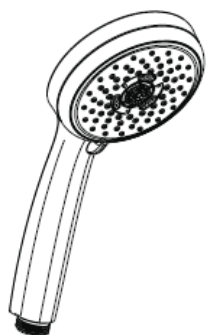


Montageanleitung



**Croma 100
Vario**
28535000



**Croma 100
Multi**
28536000

hangrohe

Croma 100 Vario
28535000



Massage



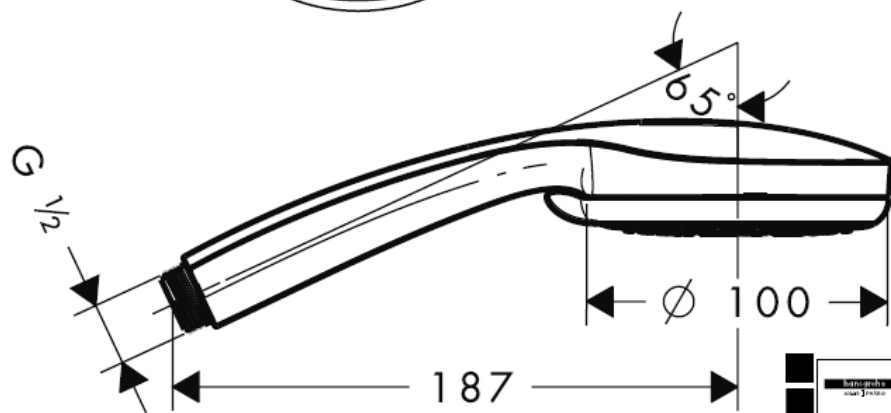
Shampoo



Normal

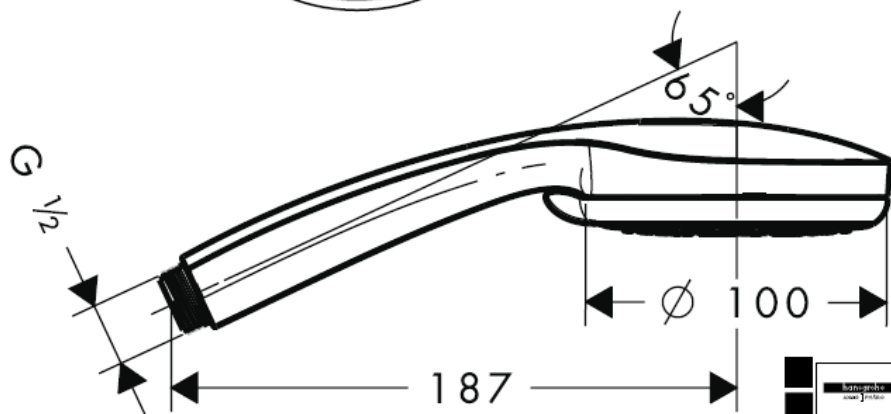
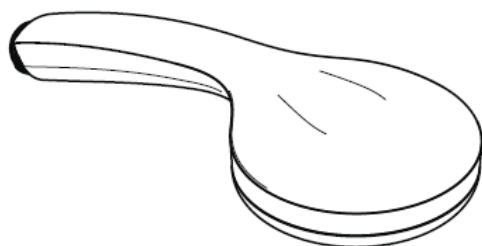


Rain



28535000

Croma 100 Multi
28536000



28536000

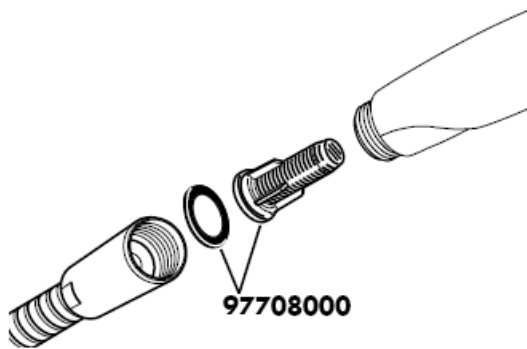
Technische Daten

Betriebsdruck: max. 0,6 MPa
Empfohlener Betriebsdruck: 0,1 – 0,4 MPa
(1 MPa = 10 bar = 147 PSI)
Heißwassertemperatur: max. 60° C

| DVGW | P-IX | SVGW | ACS | NF | WRAS | KIWA |
|----------|------------------|------|-----|----|------|------|
| 28535000 | P-IX 18335/ID | X | X | | | X |
| 28536000 | P-IX 18336/ID | X | X | | | X |

Montage

Der vormontierte Filtereinsatz muss verwendet werden, um den Normdurchfluss der Handbrause zu gewährleisten und um Schmutzeinspülungen aus dem Leitungsnetz zu vermeiden. Schmutzeinspülungen können die Funktion beeinträchtigen und/oder zu Beschädigungen an Funktionsteilen der Handbrause führen, für hieraus ergebende Schäden haftet Hansgrohe nicht



Croma 100 Vario




Ab • ist die Funktion gewährleistet.

Croma 100 Multi



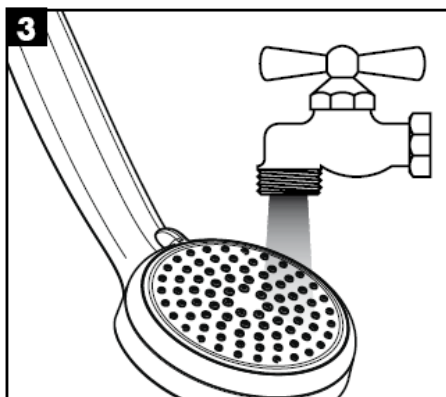
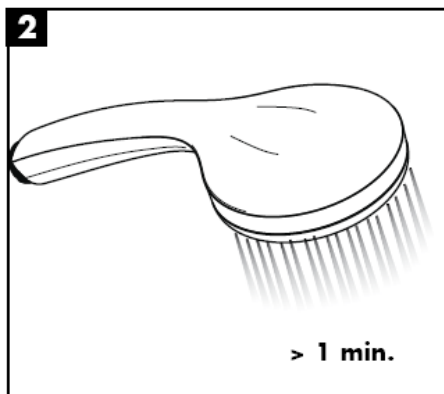
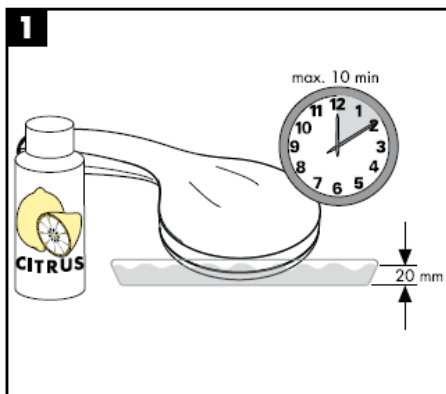
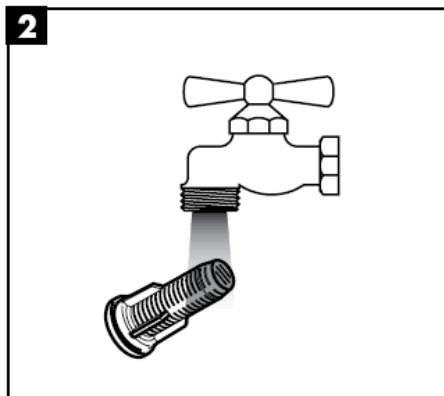
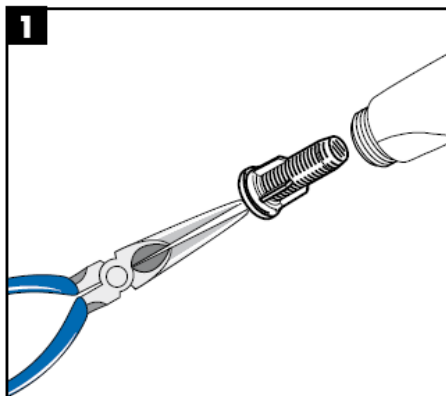
Ab • ist die Funktion gewährleistet.

Die Handbrause ist für den Einsatz mit Durchlauferhitzern ab einer Leistung von 21 kW und einem Mindestdurchfluss von 7 l/min geeignet.



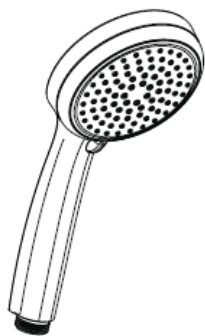
Einfach sauber: Kalk lässt sich von den Noppen ganz leicht abrubbeln.

Reinigung

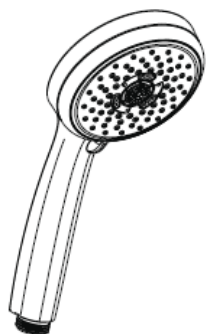


hansgrohe

Instructions de montage



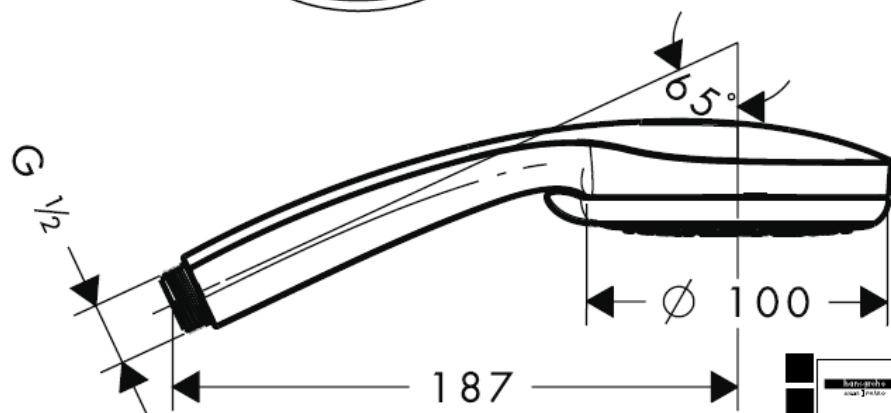
**Cromo 100
Vario**
28535000



**Cromo 100
Multi**
28536000

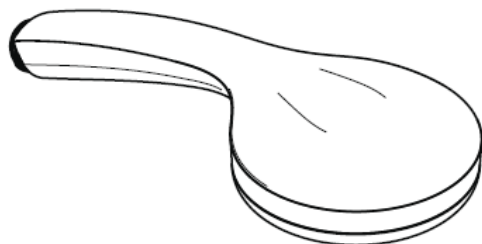
hansgrohe

Croma 100 Vario
28535000



28535000

Croma 100 Multi
28536000



Rain



Mono



Massage



28536000

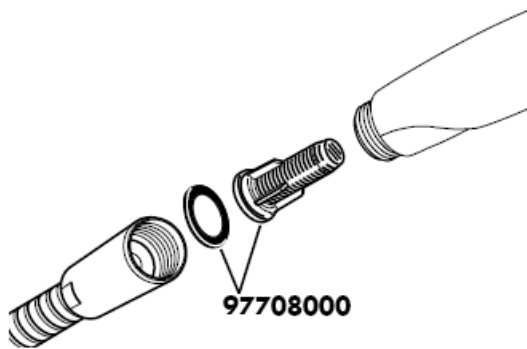
Informations techniques

Pression de service autorisée: max. 0,6 MPa
Pression de service conseillée: 0,1 – 0,4 MPa
(1 MPa = 10 bar = 147 PSI)
Température d'eau chaude: max. 60° C

| DVGW | P-IX | SVGW | ACS | NF | WRAS | KIWA |
|----------|------------------|------|-----|----|------|------|
| 28535000 | P-IX 18335/ID | X | X | | | X |
| 28536000 | P-IX 18336/ID | X | X | | | X |

Montage

La garniture filtrante prémontée doit être utilisée pour garantir le débit normal de la douchette et éviter l'infiltration de saletés provenant du réseau de conduites. Ces infiltrations de saletés risquent de porter préjudice et/ou d'endommager les éléments fonctionnels de la douchette et n'entrent pas dans le cadre de la responsabilité de Hansgrohe.



Croma 100 Vario



A partir de • le fonctionnement est garanti.

Croma 100 Multi



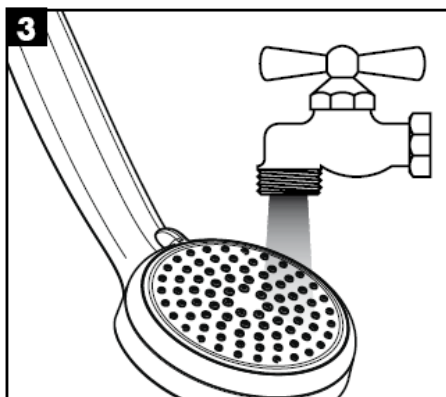
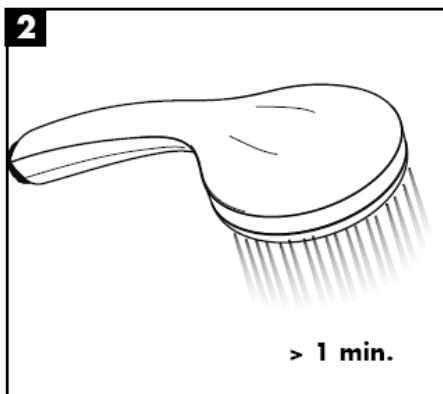
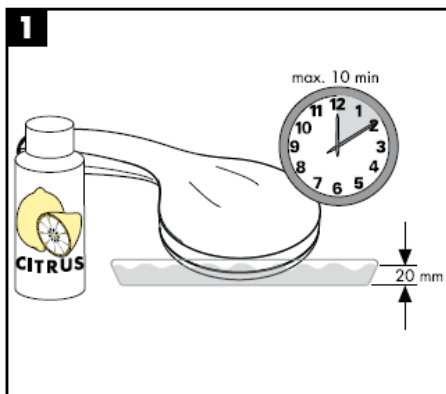
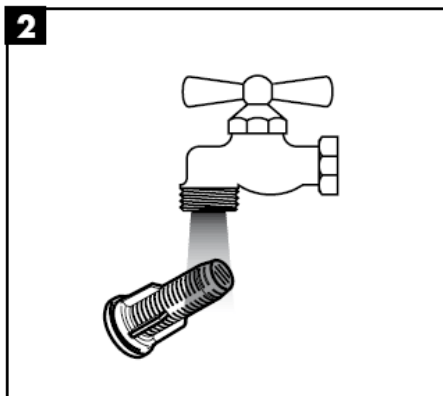
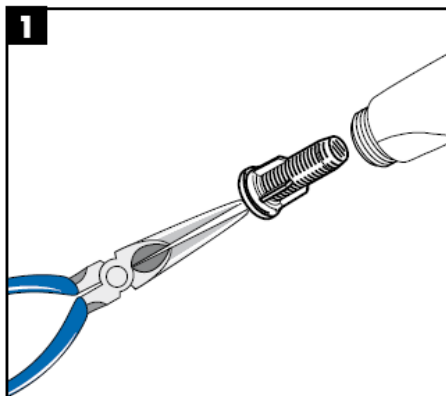
A partir de • le fonctionnement est garanti.

La douche à main fonctionne avec chauffe-eau à partir de 21 kW et un débit minimum de 7 l/min.



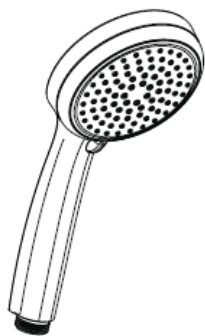
La propreté en toute simplicité: les dépôts formés sur les buses élastiques en silicone s'éliminent par un simple passage de la main.

Nettoyage

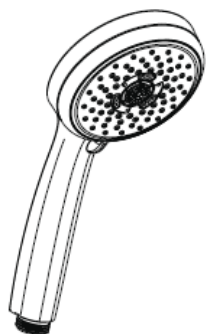


hansgrohe

assembly instructions



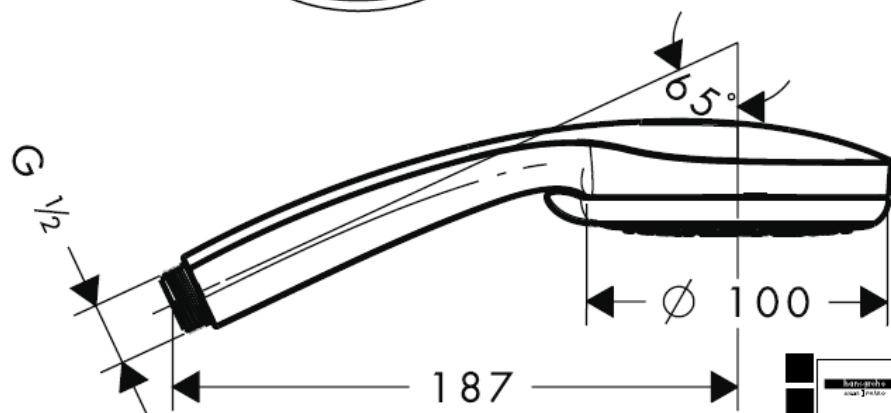

**Cromo 100
Vario**
28535000



**Cromo 100
Multi**
28536000

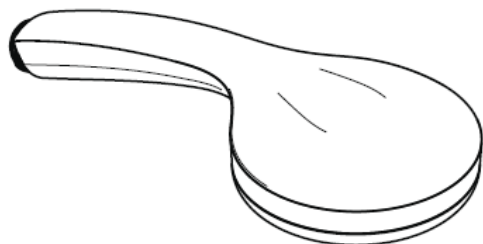
hansgrohe

Croma 100 Vario
28535000



28535000

Croma 100 Multi
28536000



Rain



Mono



Massage



28536000

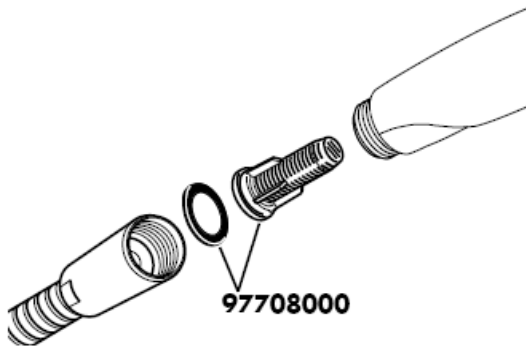
Technical Data

Operating pressure: max. 0,6 MPa
 Recommended operating pressure: 0,1 – 0,4 MPa
 (1 MPa = 10 bar = 147 PSI)
 Hot water temperature: max. 60° C

| | DVGW | P-IX | SVGW | ACS | NF | WRAS | KIWA |
|----------|-------------|------------------|-------------|------------|-----------|-------------|-------------|
| 28535000 | | P-IX 18335/ID | X | X | | | X |
| 28536000 | | P-IX 18336/ID | X | X | | | X |

Assembly

The premounted filter insert must be used to ensure a normal flow of the shower and to prevent dirt from entering through the pipes. Dirt entering can affect the function and/or lead to damages to the shower. Hansgrohe will not be held liable for this type of damage.



Croma 100 Vario




From • the function is guaranteed.

Croma 100 Multi



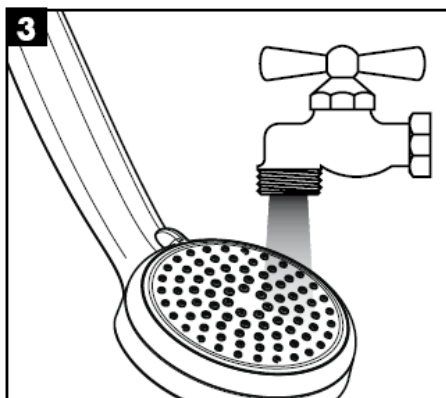
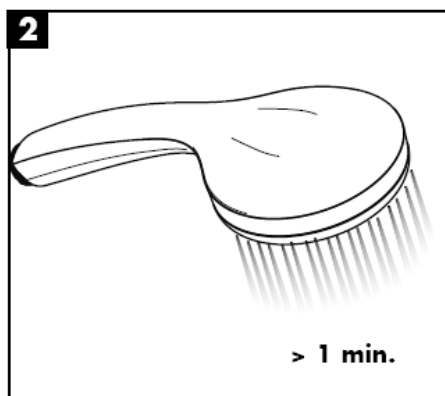
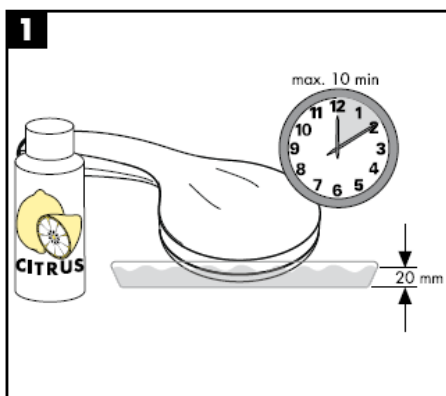
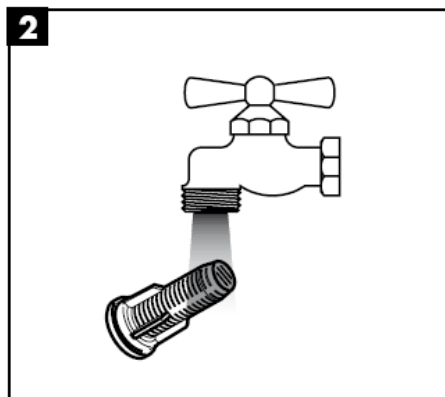
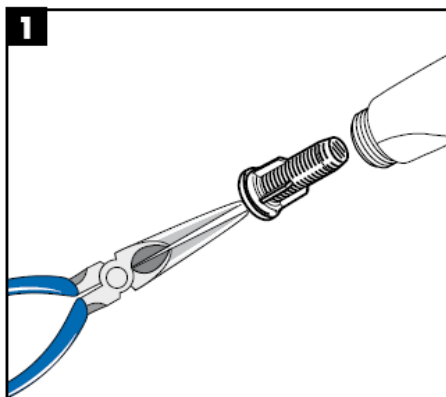
From • the function is guaranteed.

The hand shower is suitable for continuous flow water heaters with a heat output of 21 kW and a minimum through flow of 7 l/minute.



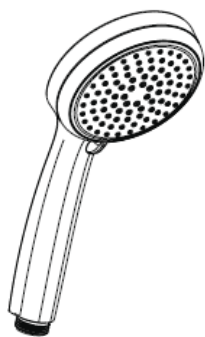
Just clean: simply rub over the spray nozzles to remove lime scale.

Cleaning

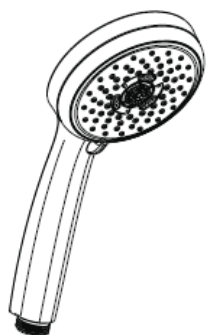


hansgrohe

Istruzioni per Installazione



**Cromo 100
Vario**
28535000



**Cromo 100
Multi**
28536000

hansgrohe

Croma 100 Vario
28535000



Massage



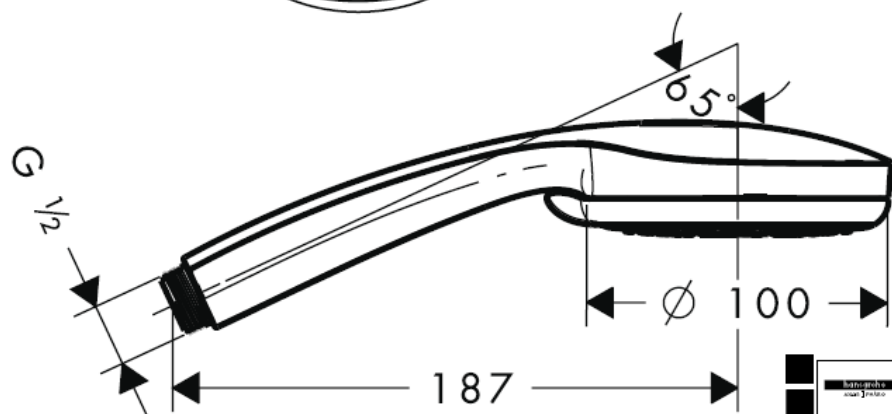
Shampoo



Normal

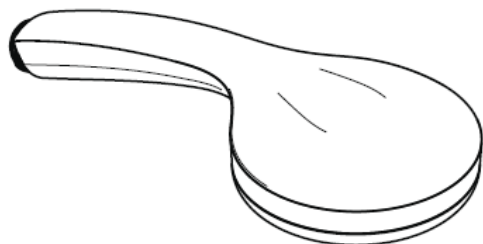


Rain



28535000

Croma 100 Multi
28536000



Rain



Mono



Massage



28536000

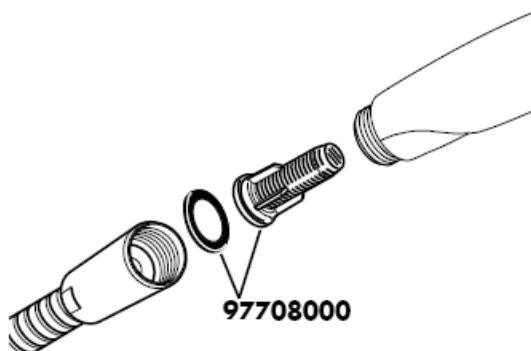
Dati tecnici

Pressione d'uso: max. 0,6 MPa
 Pressione d'uso consigliata: 0,1 – 0,4 MPa
 (1 MPa = 10 bar = 147 PSI)
 Temperatura dell'acqua calda: max. 60° C

| DVGW | P-IX | SVGW | ACS | NF | WRAS | KIWA |
|----------|------------------|------|-----|----|------|------|
| 28535000 | P-IX 18335/ID | X | X | | | X |
| 28536000 | P-IX 18336/ID | X | X | | | X |

Montaggio

L'insero filtrante premontato deve essere utilizzato per garantire il flusso normale della doccia e per evitare risciacqui di sporcizia dalla rete idrica. Risciacqui di sporcizia possono pregiudicare la funzione e/o danneggiare parti funzionali della doccia. Per danni risultanti da ciò non risponde la Hansgrohe



Croma 100 Vario



Dal • si garantisce la funzionalità.

Croma 100 Multi



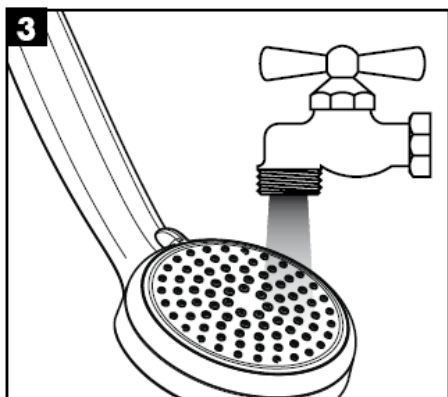
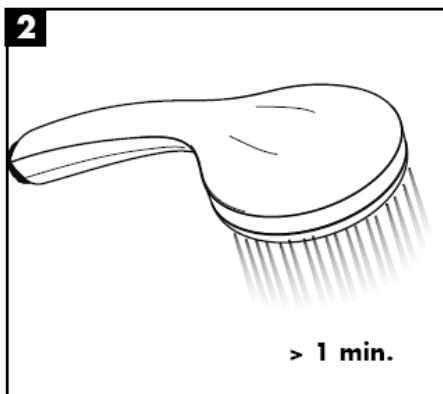
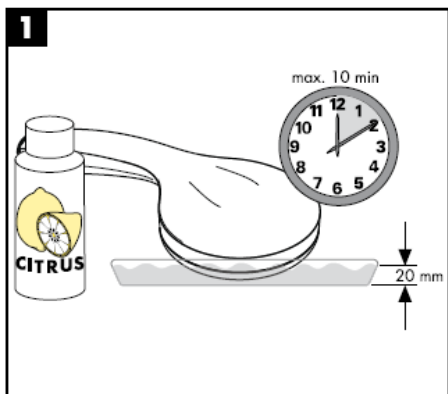
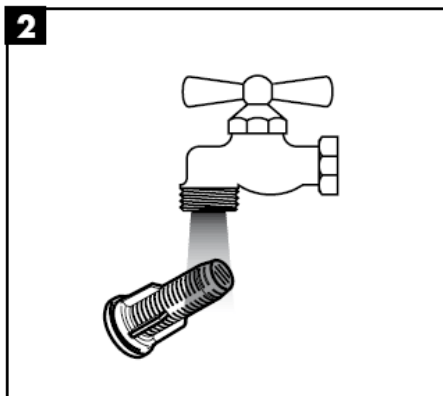
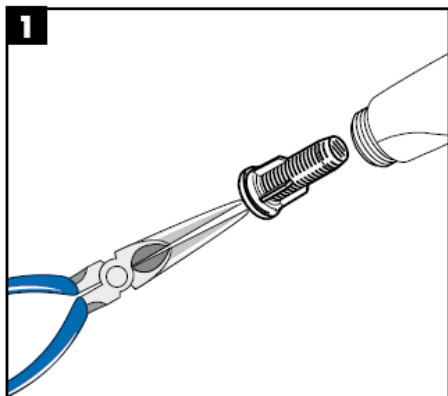
Dal • si garantisce la funzionalità.

La doccetta è adatta all'uso con caldaie istantanee da 21 kW con portata minima die 7 l/min.



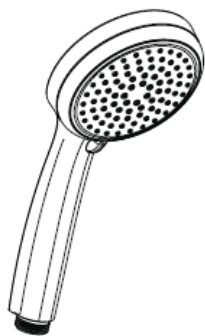
Facile da pulire: Il calcare viene eliminato semplicemente dagli ugelli elastici in silicone.

Pulitura

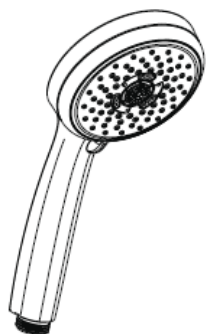


hansgrohe

Instrucciones de montaje



**Cromo 100
Vario**
28535000



**Cromo 100
Multi**
28536000

hansgrohe

Croma 100 Vario
28535000



Massage



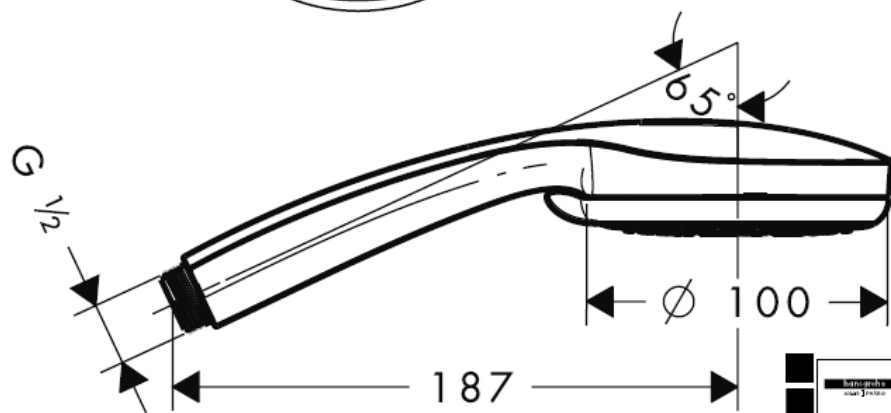
Shampoo



Normal

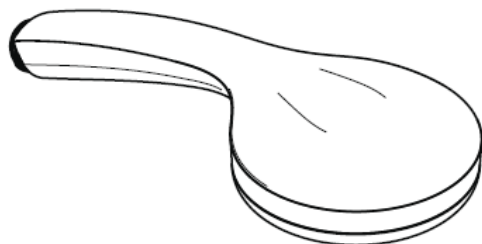


Rain



28535000

Croma 100 Multi
28536000



Rain



Mono



Massage



28536000

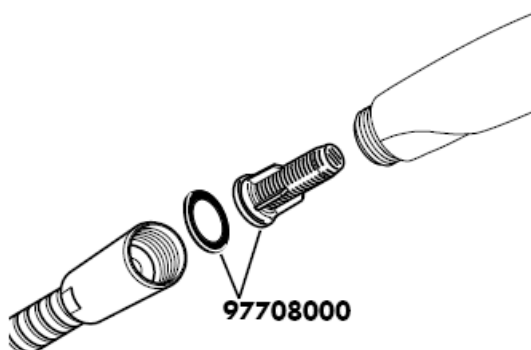
Datos técnicos

Presión en servicio: max. 0,6 MPa
Presión recomendada en servicio: 0,1 – 0,4 MPa
(1 MPa = 10 bar = 147 PSI)
Temperatura del agua caliente: max. 60° C

| DVGW | P-IX | SVGW | ACS | NF | WRAS | KIWA |
|----------|------------------|------|-----|----|------|------|
| 28535000 | P-IX 18335/ID | X | X | | | X |
| 28536000 | P-IX 18336/ID | X | X | | | X |

Montaje

El inserto de filtro premontado debe utilizarse para garantizar el caudal normado de la ducha manual y evitar que penetre suciedad procedente de la red de conducción. La suciedad puede limitar el funcionamiento y provocar daños en partes funcionales de la ducha manual, Hansgrohe no asumirá ninguna responsabilidad por los daños que de ello se deriven



Croma 100 Vario




Mínimo • para el correcto funcionamiento.

Croma 100 Multi



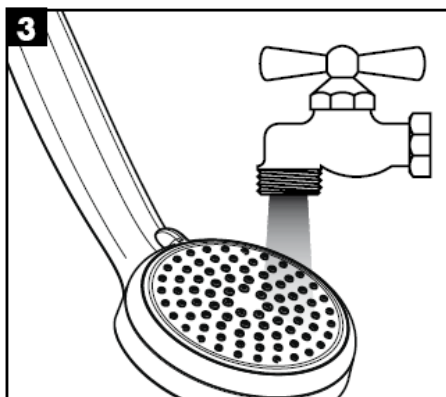
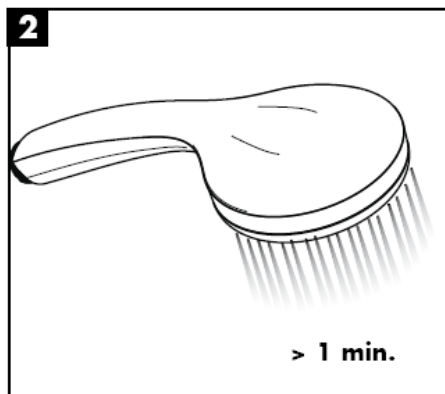
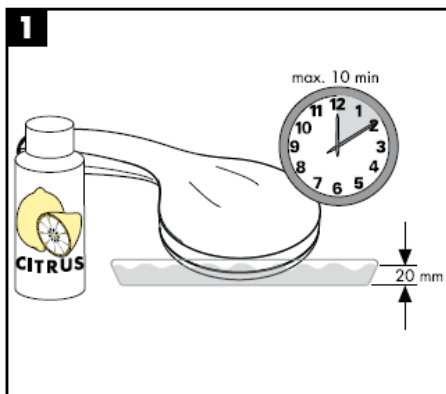
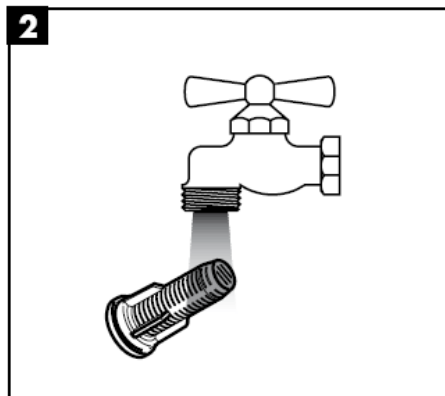
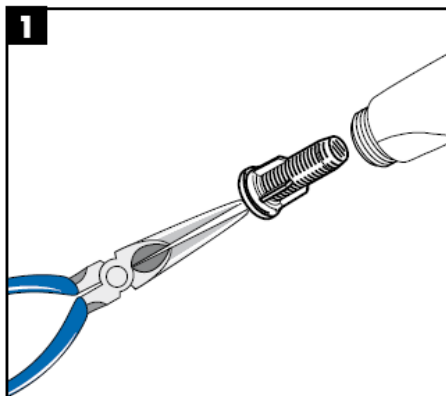
Mínimo • para el correcto funcionamiento.

La teleducha se puede instalar con un calentador continuo de 21 kW de potencia o superior y un caudal mínimo de 7 l/min.



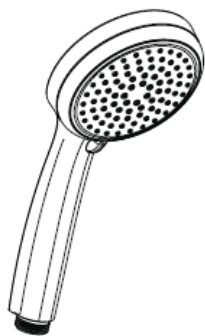
Fácil aseo: La cal se puede retirar sencillamente frotando con los dedos de las toberas elásticas de silicona.

Limpiair

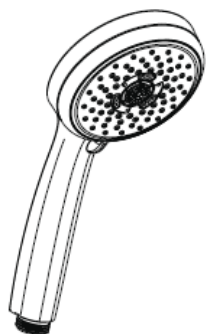


hansgrohe

Handleiding



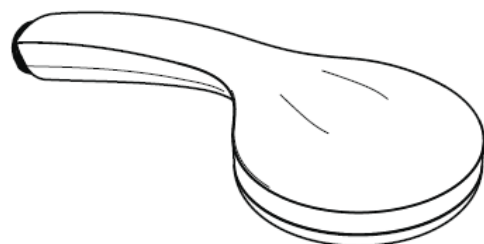
**Cromo 100
Vario**
28535000



**Cromo 100
Multi**
28536000

hansgrohe

Croma 100 Vario
28535000



Massage



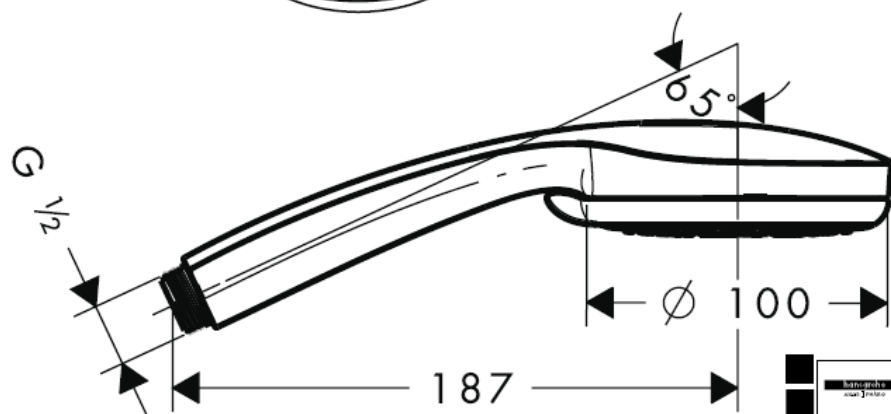
Shampoo



Normal

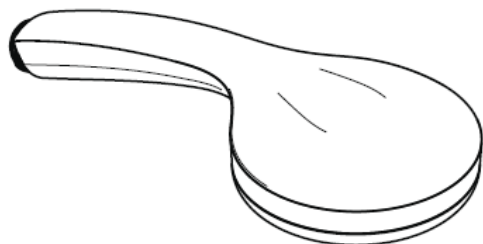


Rain



28535000

Croma 100 Multi
28536000



Rain



Mono



Massage



28536000

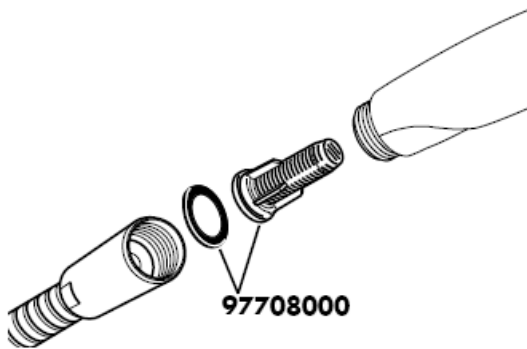
Technische gegevens

Werkdruk: max. max. 0,6 MPa
Aanbevolen werkdruk: 0,1 – 0,4 MPa
(1 MPa = 10 bar = 147 PSI)
Temperatuur warm water: max. 60° C

| DVGW | P-IX | SVGW | ACS | NF | WRAS | KIWA |
|----------|------------------|------|-----|----|------|------|
| 28535000 | P-IX 18335/ID | X | X | | | X |
| 28536000 | P-IX 18336/ID | X | X | | | X |

Montage

Het voorgemonteerde filterelement moet gebruikt worden om het normdebiet van de handdouche te garanderen en om vuil uit de waterleiding te weren. Vuil uit de waterleiding kan de werking negatief beïnvloeden en / of de handdouche beschadigen; voor daaruit voortvloeiende schade is Hansgrohe niet aansprakelijk.



Croma 100 Vario




Vanaf • is het functioneren gegarandeerd.

Croma 100 Multi



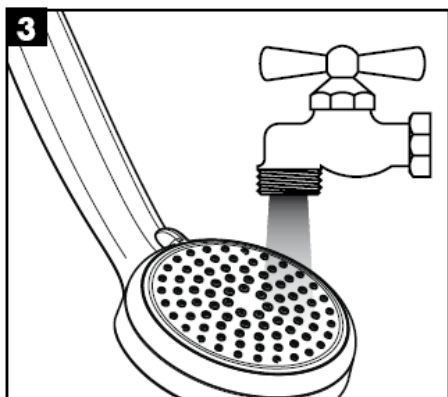
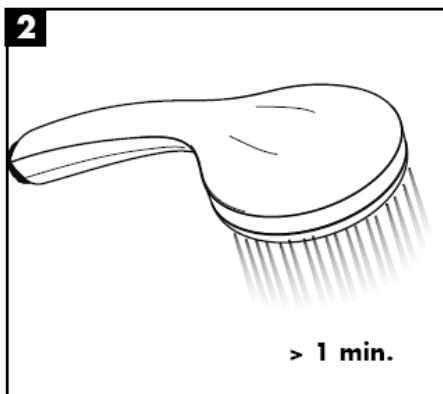
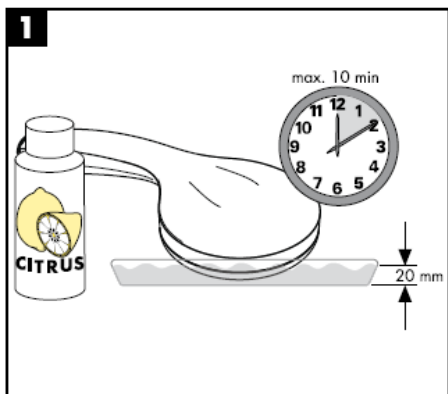
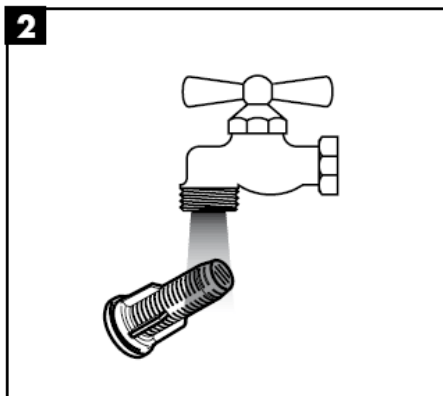
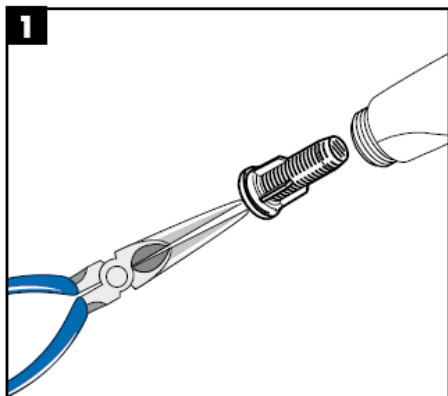
Vanaf • is het functioneren gegarandeerd.

De handdouches is geschikt voor gebruik bij doorstroomtoestellen vanaf 21 kW met een minimale doorstroom van 7 l/min.



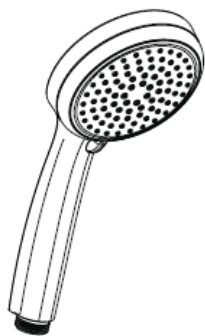
Eenvoudig schoon: Kalk kan eenvoudig van de noppen worden gewreven.

Reinigen

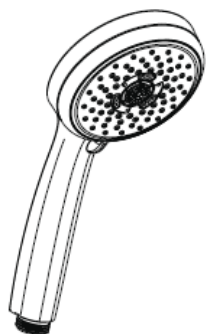


hansgrohe

Monteringsvejledning



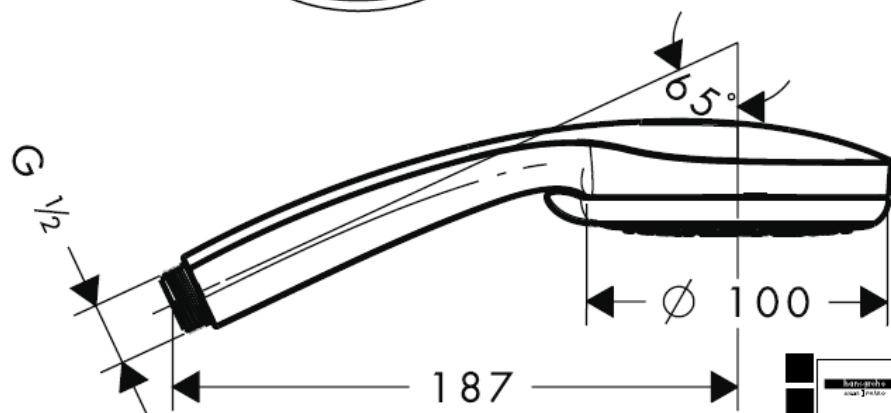

**Cromo 100
Vario**
28535000



**Cromo 100
Multi**
28536000

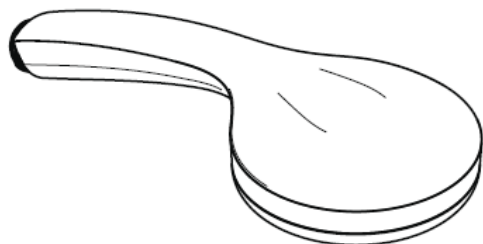
hansgrohe

Croma 100 Vario
28535000



28535000

Croma 100 Multi
28536000



Rain



Mono



Massage



28536000

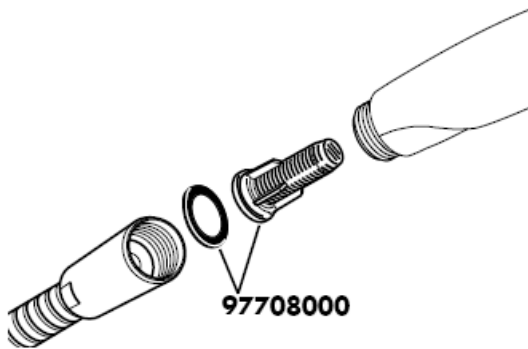
Tekniske data

Driftstryk: max. 0,6 MPa
 Anbefalet driftstryk: 0,1 – 0,4 MPa
 (1 MPa = 10 bar = 147 PSI)
 Varmtvandstemperatur: max. 60° C

| DVGW | P-IX | SVGW | ACS | NF | WRAS | KIWA |
|----------|------------------|------|-----|----|------|------|
| 28535000 | P-IX 18335/ID | X | X | | | X |
| 28536000 | P-IX 18336/ID | X | X | | | X |

Montering

For at garantere håndbruserens standardgennemstrømning og for at undgå tilsmudsninger fra ledningsnettet, skal man bruge den formonterede filterindsats. Tilsmudsningen kan påvirke funktionen og/eller føres til skader på håndbruserens funktionskomponenter. Hans Grohe er ikke ansvarligt for heraf resulterende skader



Croma 100 Vario




Fra • er funktionen anvendelig.

Croma 100 Multi



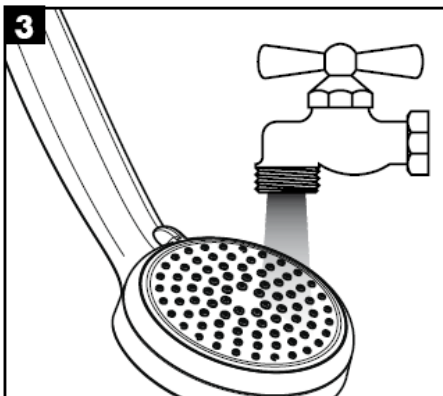
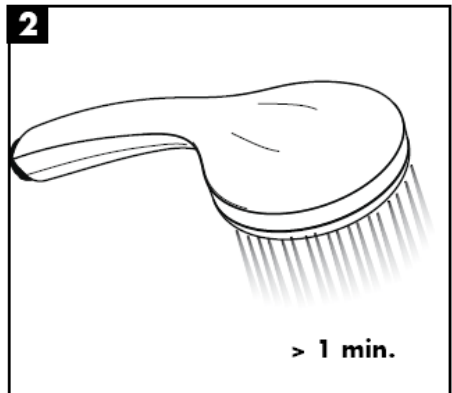
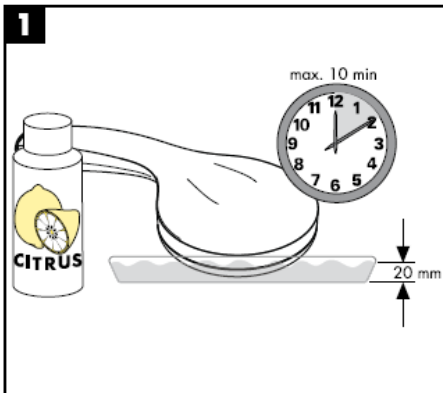
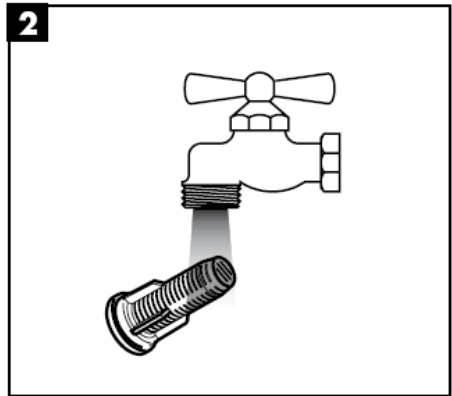
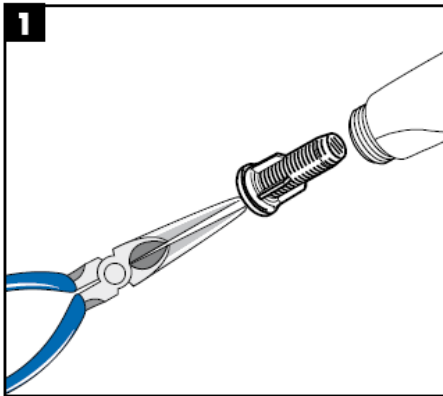
Fra • er funktionen anvendelig.

Håndbruseren er velegnet i forbindelse med gennemstrømningsvandvarmere på min 21 kW samt en gennemstrømningsmængde på min. 7 l/min.



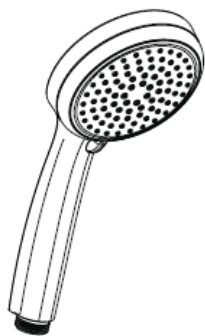
Enkel rengøring: Det er let at fjerne kalkaflejringer fra stråledyserne.

Rengøring

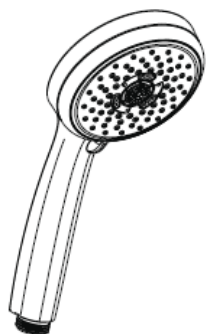


hansgrohe

Manual de Instalación



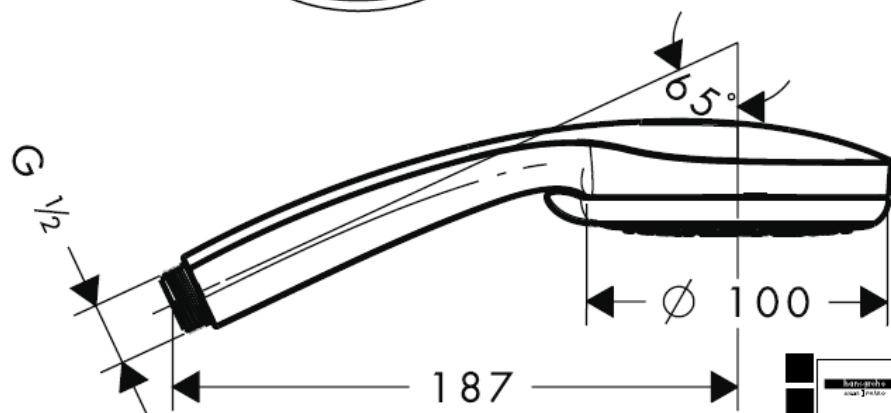
**Cromo 100
Vario**
28535000



**Cromo 100
Multi**
28536000

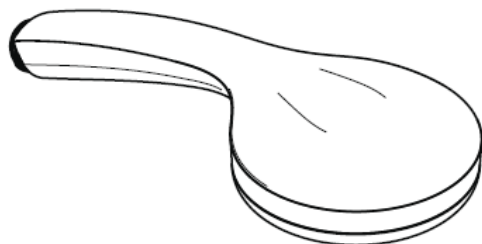
hansgrohe

Croma 100 Vario
28535000



28535000

Croma 100 Multi
28536000



Rain



Mono



Massage



28536000

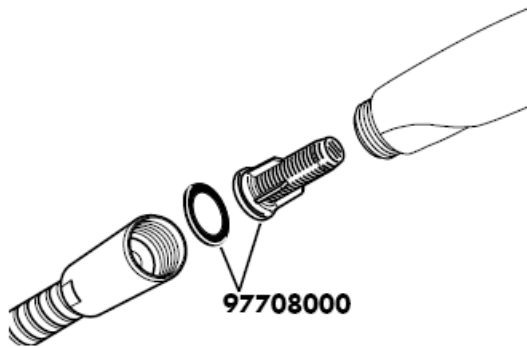
Dados Técnicos

Pressão de funcionamento: max. 0,6 MPa
Pressão de func. recomendada: 0,1 – 0,4 MPa
(1 MPa = 10 bar = 147 PSI)
Temperatura da água quente: max. 60° C

| DVGW | P-IX | SVGW | ACS | NF | WRAS | KIWA |
|----------|------------------|------|-----|----|------|------|
| 28535000 | P-IX 18335/ID | X | X | | | X |
| 28536000 | P-IX 18336/ID | X | X | | | X |

Montagem

O elemento filtrante pré-montado tem que ser utilizado para garantir o fluxo normalizado do chuveiro de mão e para evitar a entrada de sujidade proveniente da rede. A sujidade proveniente da rede pode influenciar o funcionamento e/ou provocar danos nas peças funcionais do chuveiro de mão. A Hansgrohe não se responsabiliza por danos daí resultantes.



Croma 100 Vario




• A partir deste ponto inicia-se o funcionamento correcto.

Croma 100 Multi



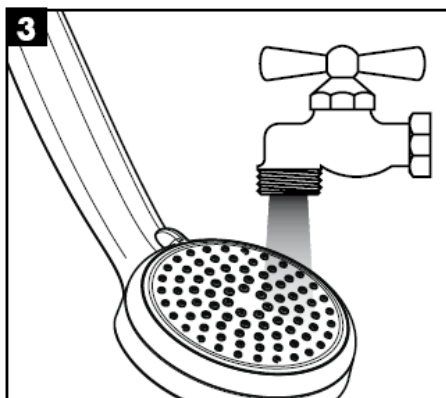
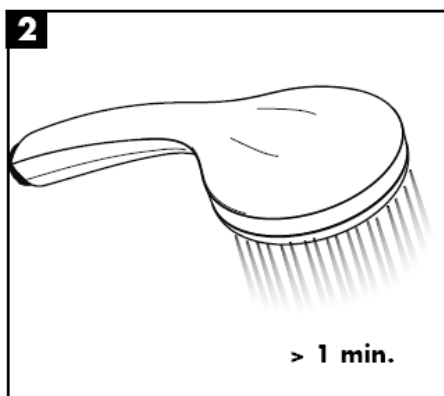
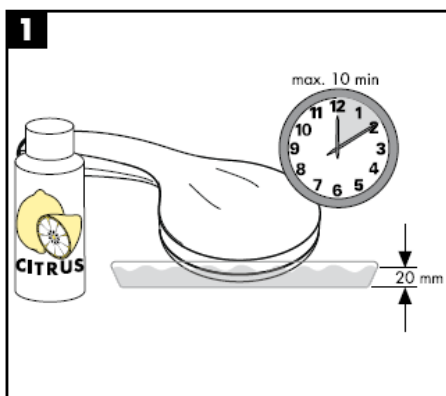
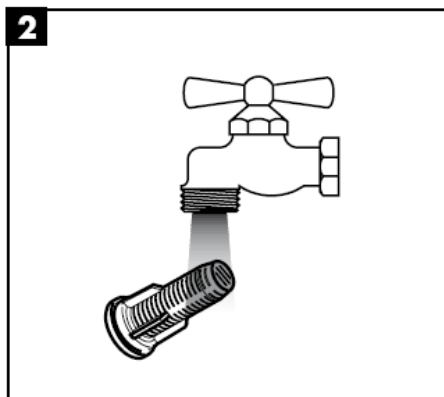
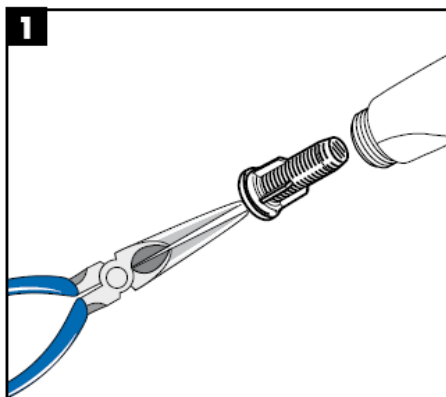
• A partir deste ponto inicia-se o funcionamento correcto.

O chuveiro de mão é compatível com esquentadores instantâneos de 21 kW e um caudal mínimo de 7 l/minuto.



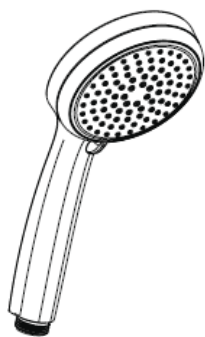
Simplemente limpo: o calcário pode ser simplesmente retirado das saliências através de fricção.

Limpeza

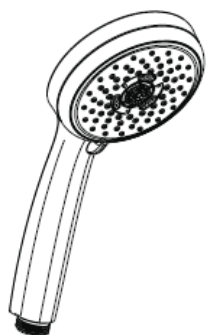


hansgrohe

Instrukcja montażu



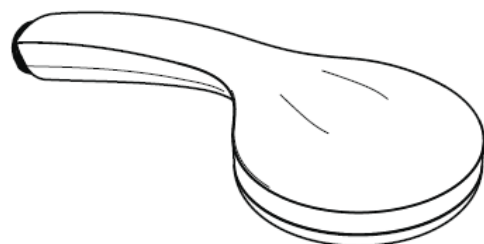
**Cromo 100
Vario**
28535000



**Cromo 100
Multi**
28536000

hansgrohe

Croma 100 Vario
28535000



Massage



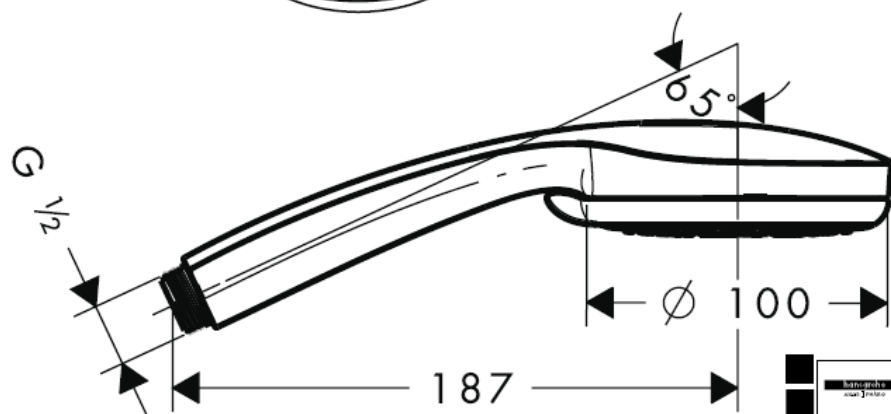
Shampoo



Normal

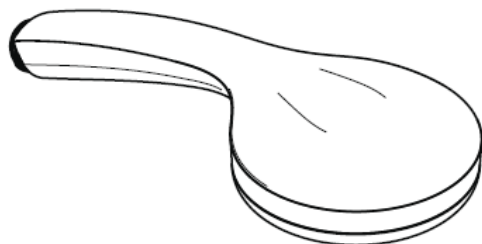


Rain



28535000

Croma 100 Multi
28536000



Rain



Mono



Massage



28536000

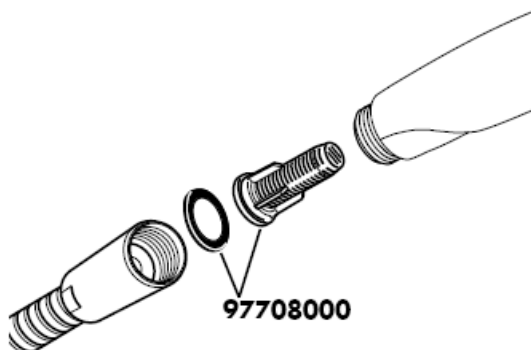
Dane techniczne

Ciśnienie robocze: max. 0,6 MPa
 Zalecane ciśnienie robocze: 0,1 – 0,4 MPa
 (1 MPa = 10 bary = 147 PSI)
 Temperatura wody gorącej: max. 60° C

| DVGW | P-IX | SVGW | ACS | NF | WRAS | KIWA |
|----------|------------------|------|-----|----|------|------|
| 28535000 | P-IX 18335/ID | X | X | | | X |
| 28536000 | P-IX 18336/ID | X | X | | | X |

Montaż

Należy użyć zamontowaną uprzednio wkładkę filtra, aby zapewnić przepisowy przepływ przez prysznic ręczny i zapobiec przedostawaniu się zanieczyszczeń z instalacji sieciowej. Przedostające się zanieczyszczenia mogą mieć negatywny wpływ na działanie i/lub prowadzić do usterek w działaniu elementów prysznic ręcznego; za powstałe z tego tytułu szkody firma Hansgrohe nie ponosi odpowiedzialności.



Croma 100 Vario



Od • możliwe jest funkcjonowanie.

Croma 100 Multi



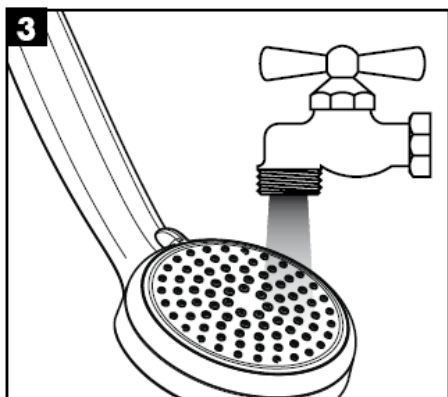
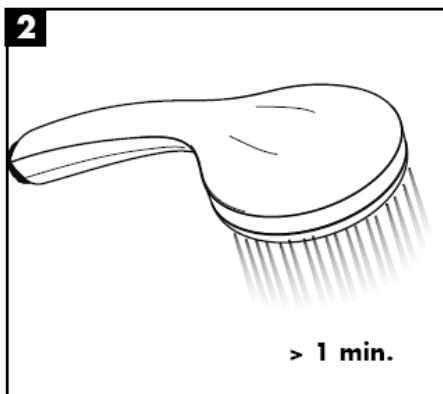
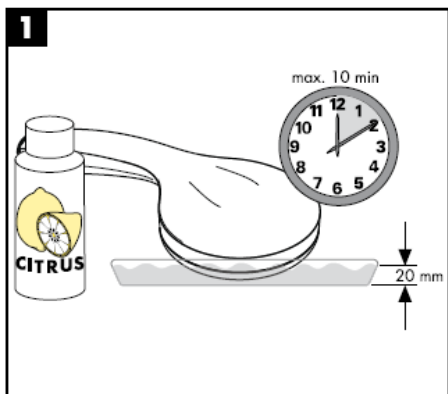
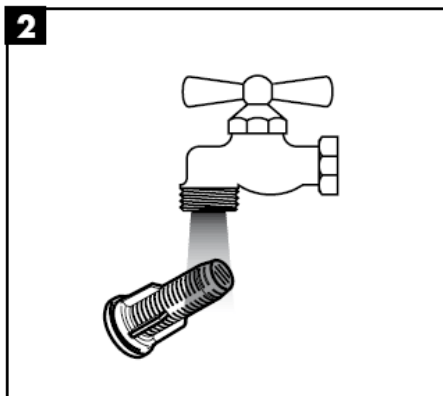
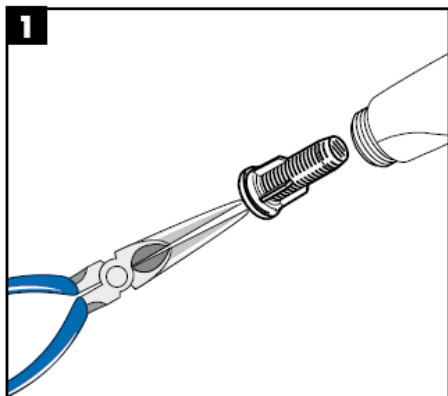
Od • możliwe jest funkcjonowanie.

Prysznic ręczny jest przystosowany do przepływowych podgrzewaczy wody o mocy powyżej 21 kW i przepływie minimalnym 7 l/min.



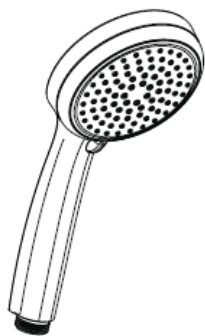
Po prostu czysto: Pęczki można całkiem łatwo oczyścić z kamienia.

Czyszczenie

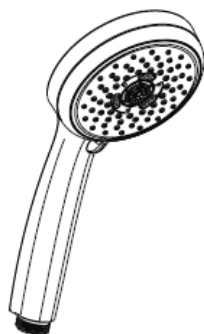


hansgrohe

Montážní návod



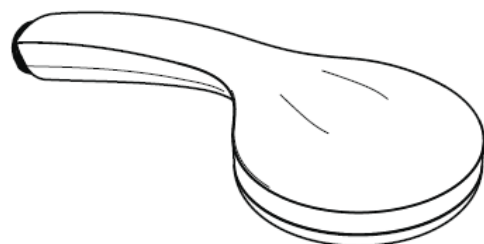
**Cromo 100
Vario**
28535000



**Cromo 100
Multi**
28536000

hansgrohe

Croma 100 Vario
28535000



Massage



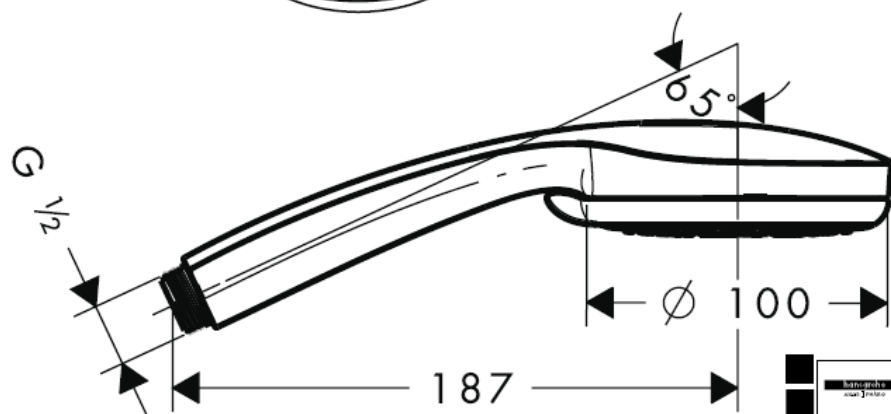
Shampoo



Normal

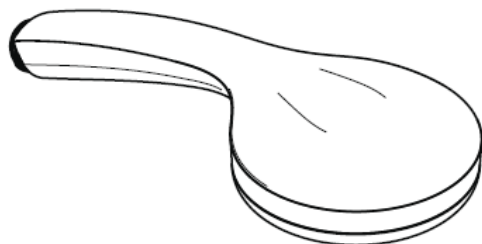


Rain



28535000

Croma 100 Multi
28536000



Rain



Mono



Massage



28536000

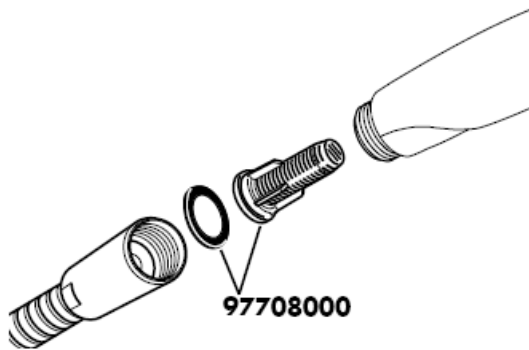
Technické údaje

Provozní tlak: max. 0,6 MPa
 Doporučený provozní tlak: 0,1 – 0,4 MPa
 (1 MPa = 10 bar = 147 PSI)
 Teplota horké vody: max. 60° C

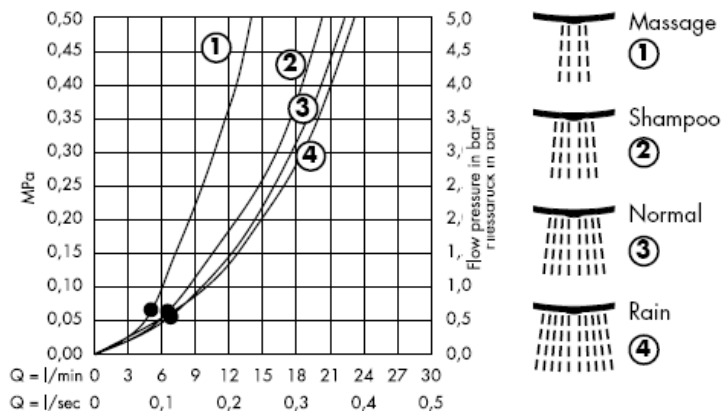
| DVGW | P-IX | SVGW | ACS | NF | WRAS | KIWA |
|----------|------------------|------|-----|----|------|------|
| 28535000 | P-IX 18335/ID | X | X | | | X |
| 28536000 | P-IX 18336/ID | X | X | | | X |

Montáž

Pro zaručení normalního průtoku ruční sprchy a zabránění vzniku usazenin z přívodního vedení se musí použít předmontovaná filtrační vložka. Usazeniny nečistot mohou ovlivnit funkci sprchy a/nebo vést k poškození funkčních dílů sprchy. Za takto vzniklé škody firma Hansgrohe neručí.



Croma 100 Vario



Od • je zaručená funkce

Croma 100 Multi



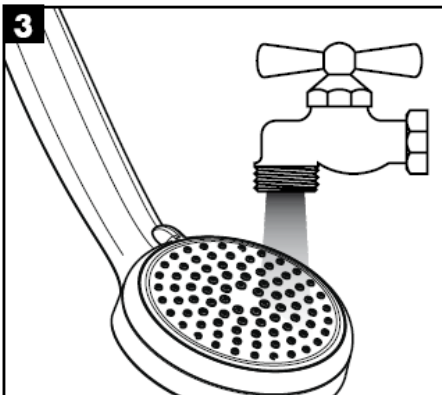
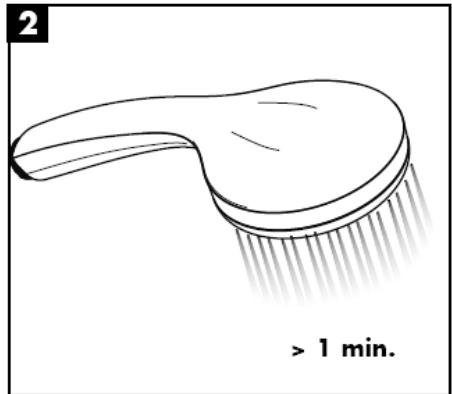
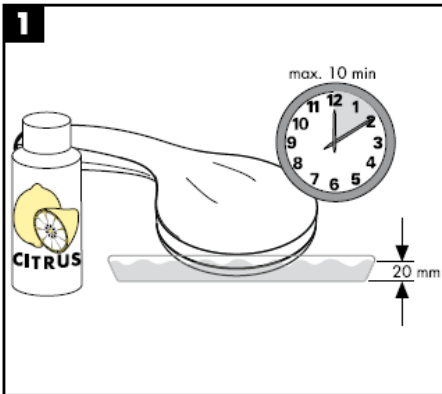
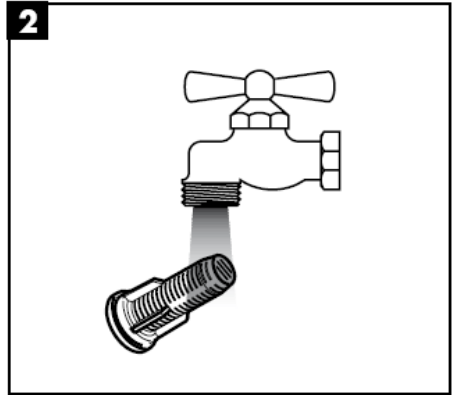
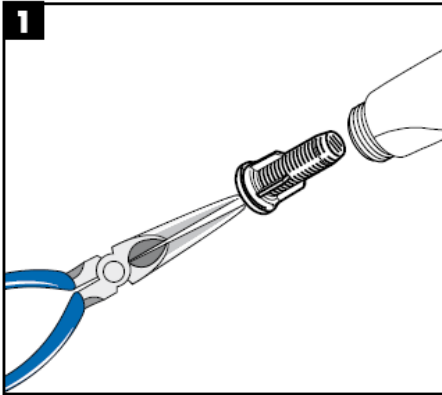
Od • je zaručená funkce

Ruční sprcha je vhodná k použití s průtokovým ohřívačem výkonu od 21 kW a průtoku 7 l/min.



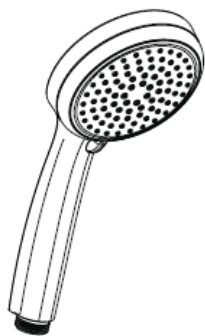
Jednoduše čisté: Vapenné usazeniny můžete z noplek snadno odstranit otřením.

Čištění

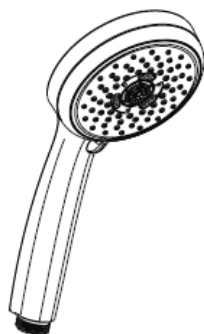


hansgrohe

Montážny návod



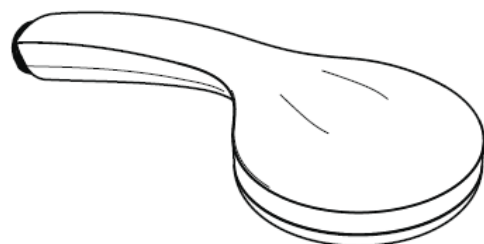
**Cromo 100
Vario**
28535000



**Cromo 100
Multi**
28536000

hansgrohe

Croma 100 Vario
28535000



Massage



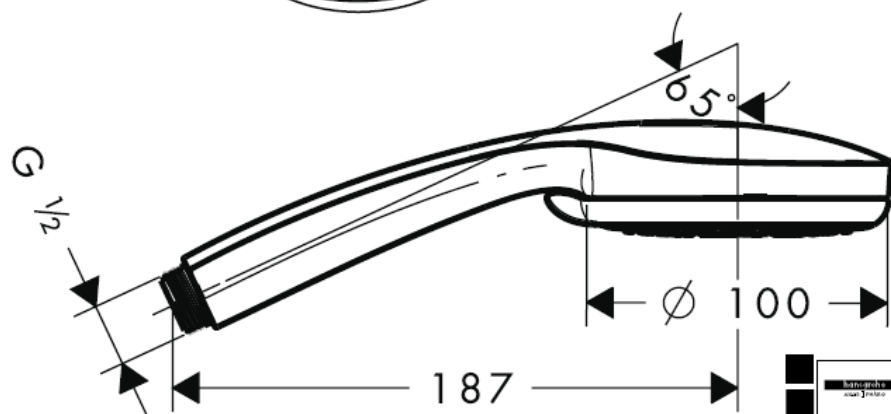
Shampoo



Normal

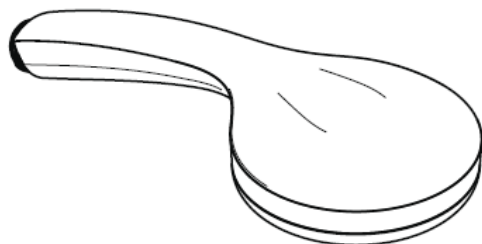


Rain



28535000

Croma 100 Multi
28536000



Rain



Mono



Massage



28536000

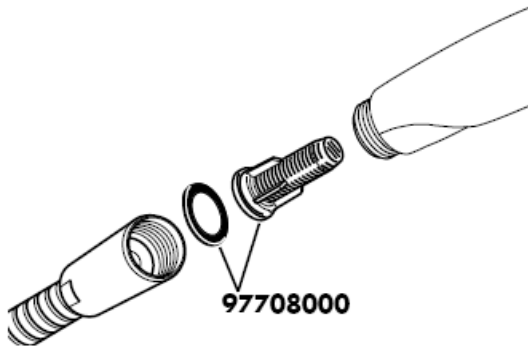
Technické údaje

Prevádzkový tlak: max. 0,6 MPa
 Doporučený prevádzkový tlak: 0,1 – 0,4 MPa
 (1 MPa = 10 bar = 147 PSI)
 Teplota teplej vody: max. 60° C

| DVGW | P-IX | SVGW | ACS | NF | WRAS | KIWA |
|----------|------------------|------|-----|----|------|------|
| 28535000 | P-IX 18335/ID | X | X | | | X |
| 28536000 | P-IX 18336/ID | X | X | | | X |

Montáž

Predmontovaná filtračná vložka sa musí použiť, aby sa zaručil normovaný prietok ručnej sprchy a odstránili naplaveniny nečistôt z rozvodnej siete. Naplaveniny nečistôt môžu ovplyvniť funkčnosť a/alebo môžu viesť k poškodeniam funkčných dielov ručnej sprchy, pričom za takto spôsobené škody spoločnosť Hansgrohe neručí.



Croma 100 Vario



Od • je zaručená funkcia.

Croma 100 Multi



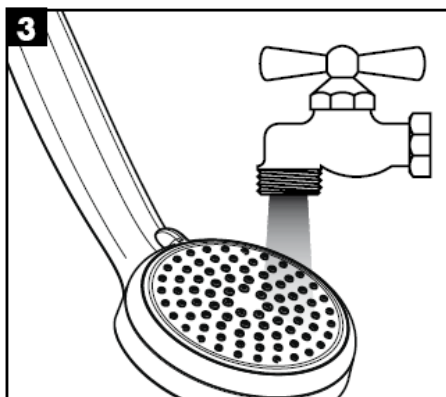
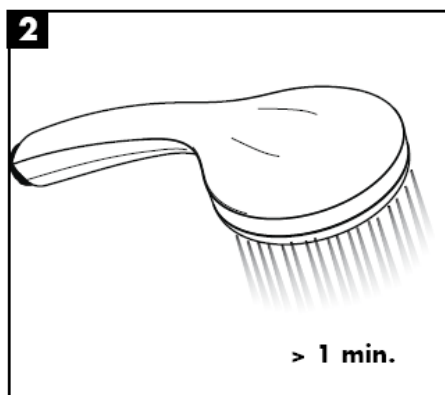
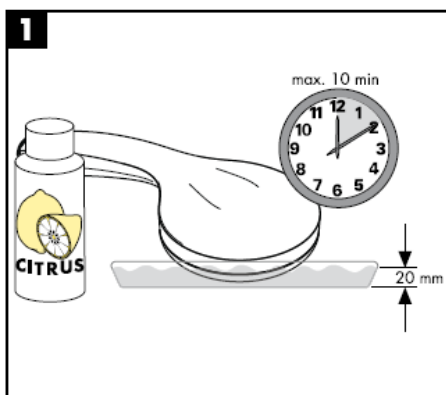
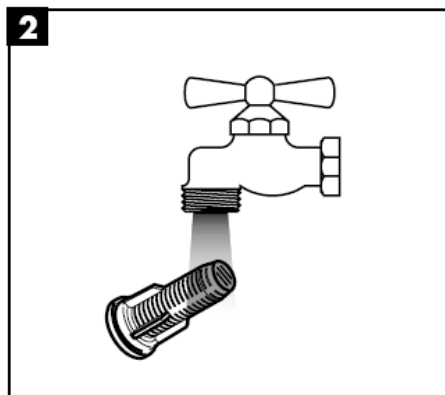
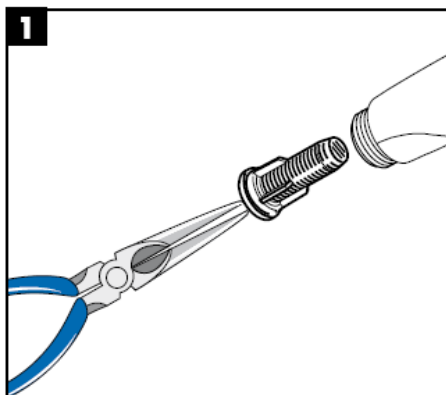
Od • je zaručená funkcia.

Ručná sprcha je vhodná k použitiu s prietokovým ohrievačom s výkonom od 21 kW a prietoku 7 l/min.



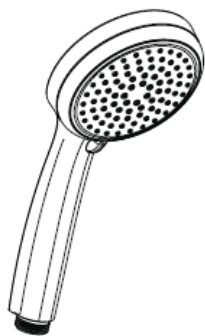
Jednoducho čistý: Vodný kameň sa dá zo štetín celkom ľahko odstrániť.

Čištění

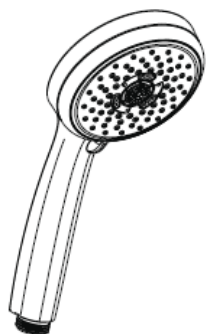


hansgrohe

组装说明



**Cromo 100
Vario**
28535000



**Cromo 100
Multi**
28536000

hansgrohe

Croma 100 Vario
28535000



Massage



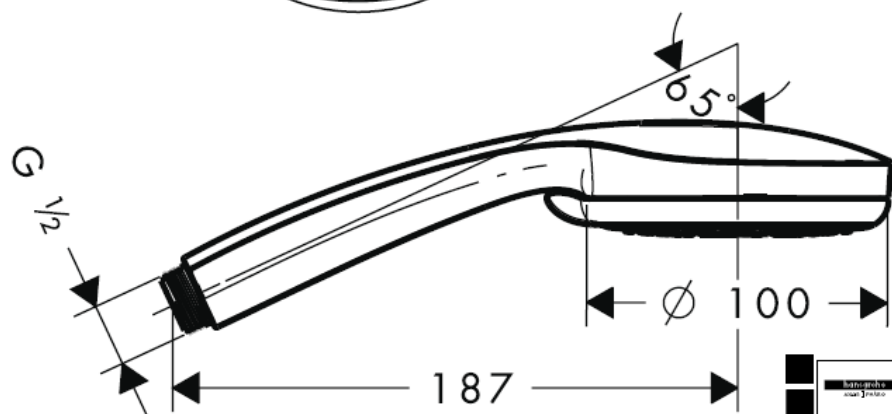
Shampoo



Normal

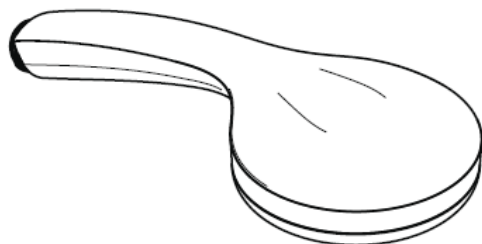


Rain



28535000

Croma 100 Multi
28536000



Rain



Mono



Massage



28536000

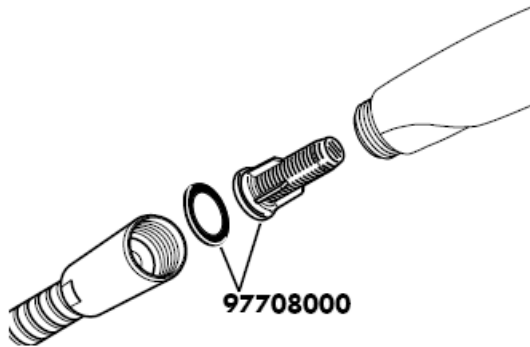
技术参数

工作压强: max. 0,6 MPa
 推荐工作压强: 0,1 – 0,4 MPa
 (1 MPa = 10 bar = 147 PSI)
 热水温度: max. 60° C

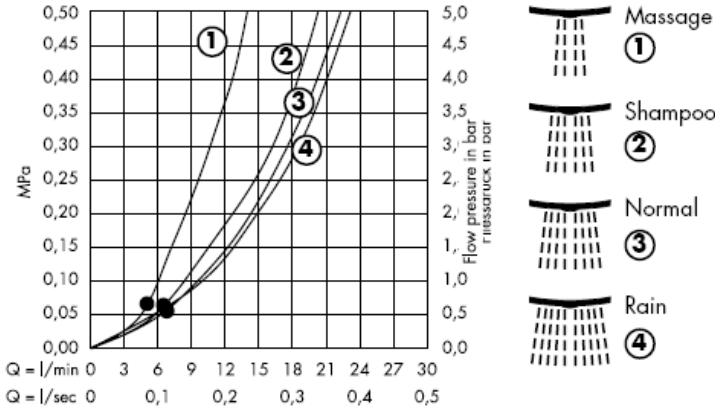
| | DVGW | P-IX | SVGW | ACS | NF | WRAS | KIWA |
|----------|------|------------------|------|-----|----|------|------|
| 28535000 | | P-IX 18335/ID | X | X | | | X |
| 28536000 | | P-IX 18336/ID | X | X | | | X |

安装

必须使用预装配好的过滤器芯，以保障手持花洒达到标准水流量并避免从管网中冲出污物。污物可损害功能和/或导致损坏手持花洒的功能件，对由此所产生的损害汉斯格雅公司将不承担责任。

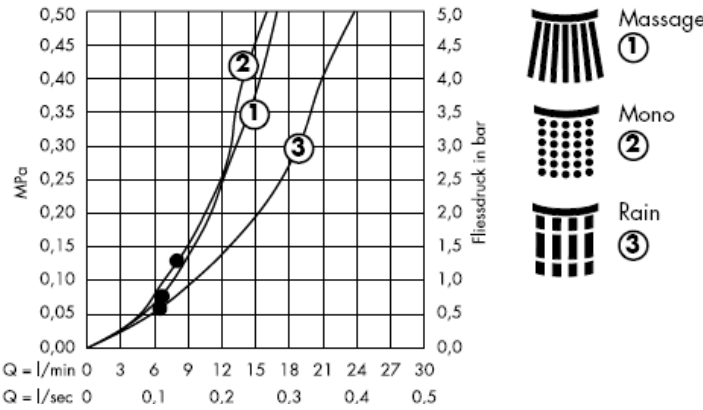


Croma 100 Vario



从•开始，正常功能得以保证。

Croma 100 Multi



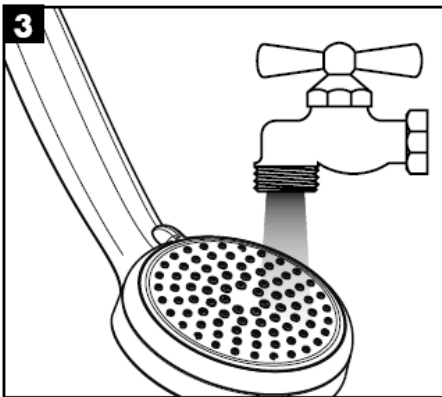
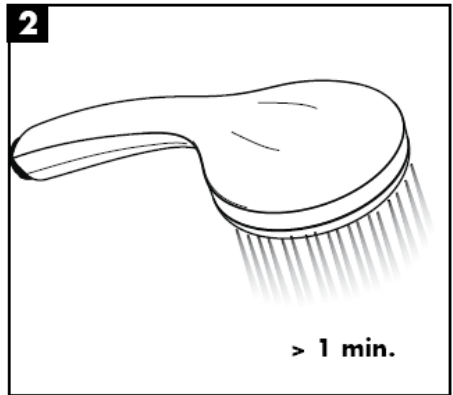
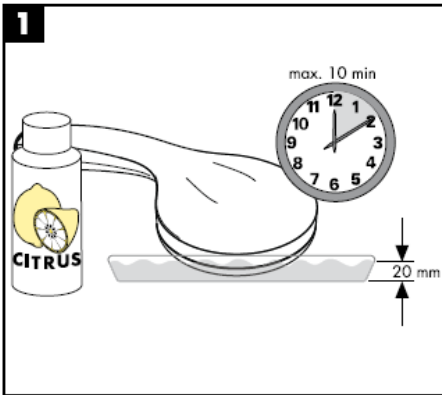
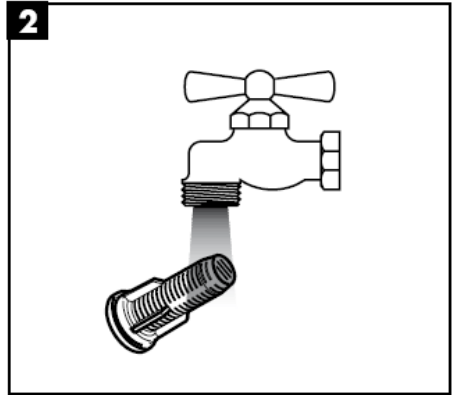
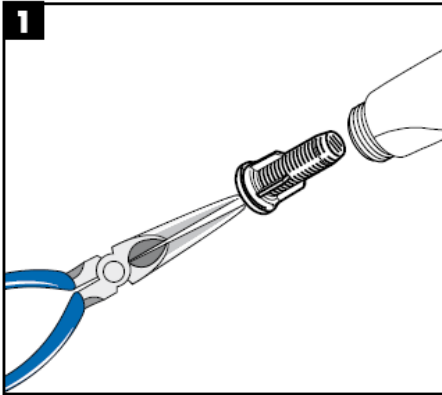
从•开始，正常功能得以保证。

手提花洒适合热输出21 kW、最低流量7升/分钟的连续流热水器。



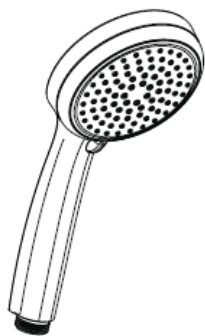
清洁：只需要揉搓花洒表面的出水孔即可去除水垢。

清洗

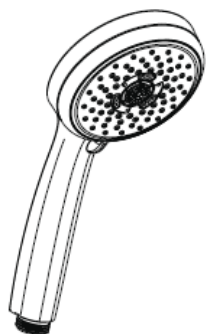


hansgrohe

Инструкция по монтажу



**Cromo 100
Vario**
28535000



**Cromo 100
Multi**
28536000

hansgrohe

Croma 100 Vario
28535000



Massage



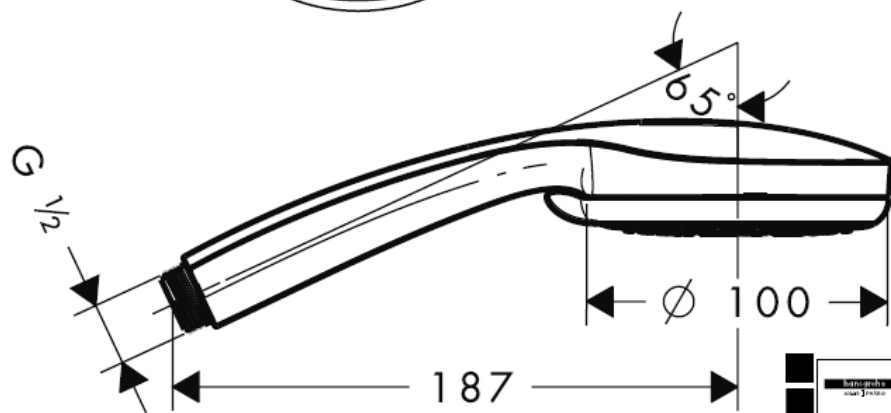
Shampoo



Normal

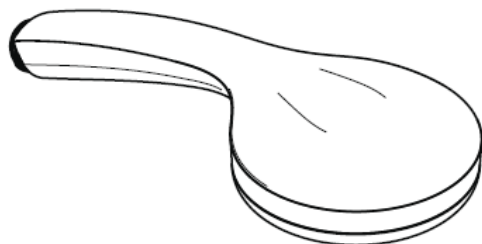


Rain



28535000

Croma 100 Multi
28536000



Rain



Mono



Massage



28536000

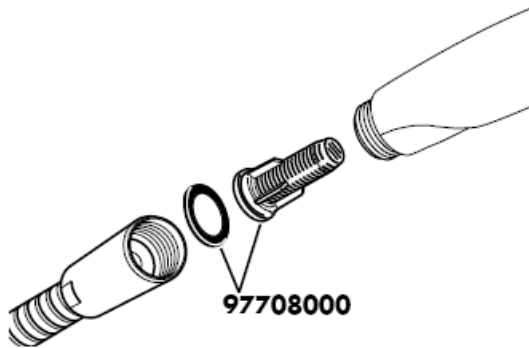
Технические данные

Рабочее давление: max. 0,6 МПа
 Рекомендуемое рабочее давление: 0,1 – 0,4 МПа
 (1 МПа = 10 bar = 147 PSI)
 Температура горячей воды: max. 60° C

| | DVGW | P-IX | SVGW | ACS | NF | WRAS | KIWA |
|----------|-------------|------------------|-------------|------------|-----------|-------------|-------------|
| 28535000 | | P-IX 18335/ID | X | X | | | X |
| 28536000 | | P-IX 18336/ID | X | X | | | X |

Монтаж

Необходимо установить предварительно смонтированный фильтрующий элемент, чтобы обеспечить нормальный поток для ручного душа и предотвратить попадание загрязнений из канализационной сети. Попадание загрязнений ухудшает работу и/или приводит к повреждению функциональных деталей ручного душа. Компания Hansgrohe не несет ответственности за ущерб, причиненный в результате несоблюдения этого требования



Croma 100 Vario




Гарантированное функционирование при показателях свыше *

Croma 100 Multi



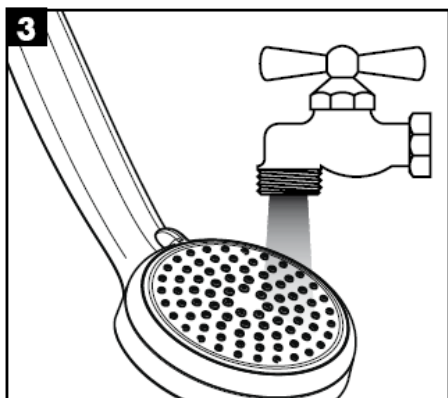
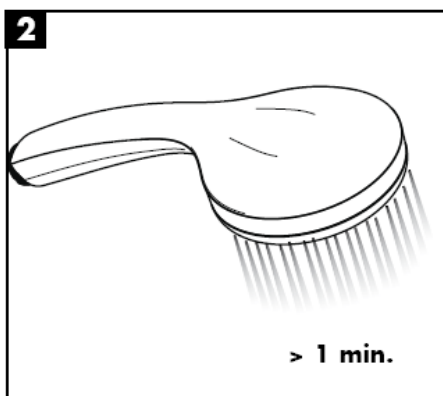
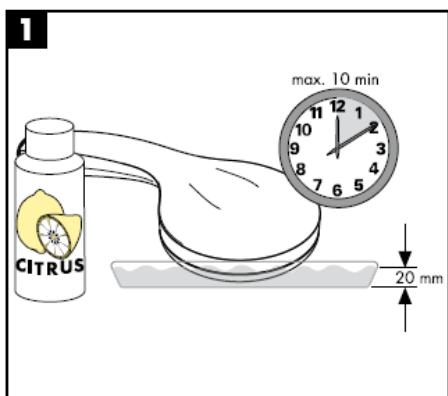
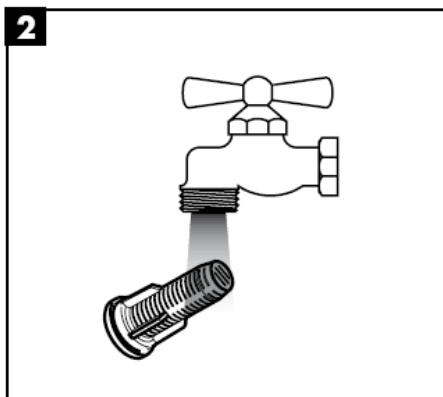
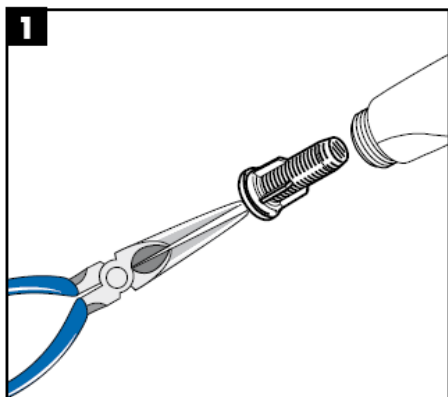
Гарантированное функционирование при показателях свыше *

Ручной душ может использоваться с проточными водонагревателями мощностью от 21кВт и напором воды не менее 7 л/мин.



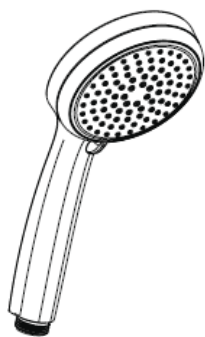
Простота чистки: известь очень легко стирается с утолщений.

Очистка

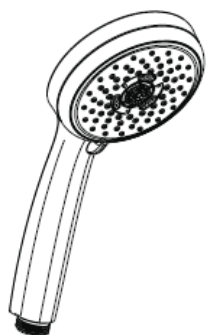


hansgrohe

Szerelési útmutató



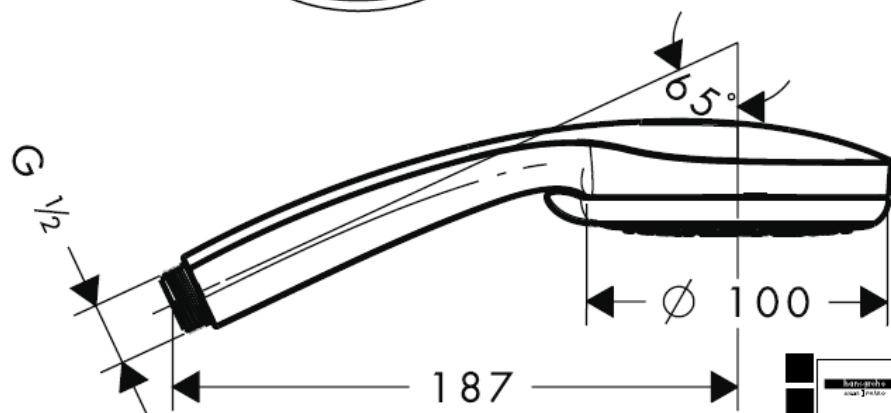

**Cromo 100
Vario**
28535000



**Cromo 100
Multi**
28536000

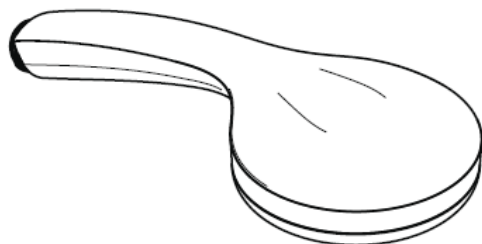
hansgrohe

Croma 100 Vario
28535000



28535000

Croma 100 Multi
28536000



Rain



Mono



Massage



28536000

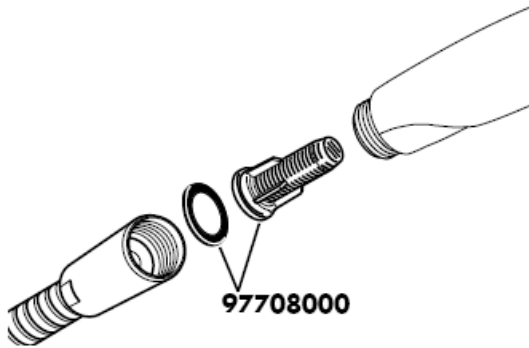
Műszaki adatok

Üzemi nyomás: max. 0,6 MPa
 Ajánlott üzemi nyomás: 0,1 – 0,4 MPa
 (1 MPa = 10 bar = 147 PSI)
 Forróvíz hőmérséklet: max. 60° C

| DVGW | P-IX | SVGW | ACS | NF | WRAS | KIWA |
|----------|------------------|------|-----|----|------|------|
| 28535000 | P-IX 18335/ID | X | X | | | X |
| 28536000 | P-IX 18336/ID | X | X | | | X |

Szerelés

Az előre felszerelt szűrőbetétet kell használni a kézi zuhany szabvány átfolyásának biztosításához, és hogy elkerülje a szennyeződések befolyását a vezetékbe. A szennyeződések befolyásolhatják a működést és /vagy a kézi zuhany működő részeinek rongálódásához vezethetnek, az ebből származó károkért a Hansgrohe nem vállal felelőséget



Croma 100 Vario




A • -től működik az adott funkció.

Croma 100 Multi



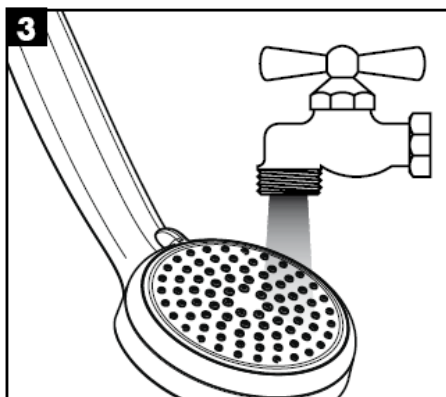
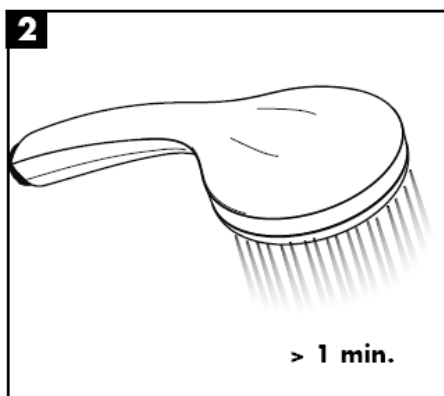
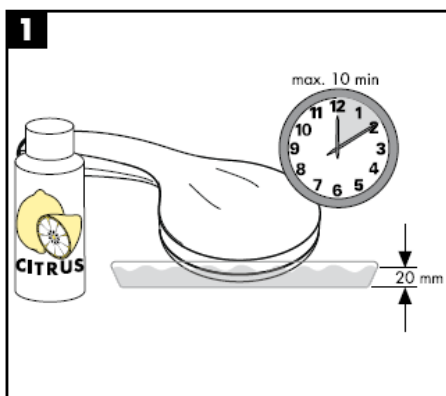
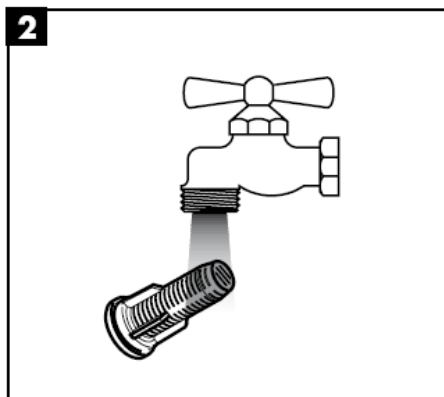
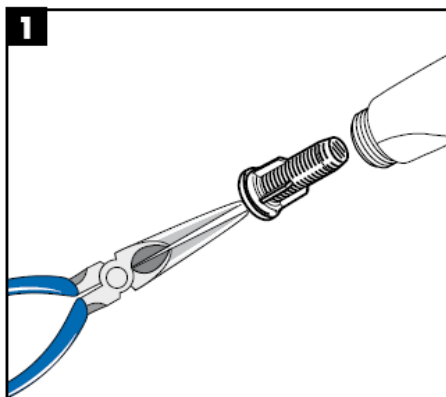
A • -től működik az adott funkció.

A kézizuhany átfolyós vízmelegítővel való használatra 21 kW-os teljesítménytől és 7l/perc minimális átfolyástól alkalmas.



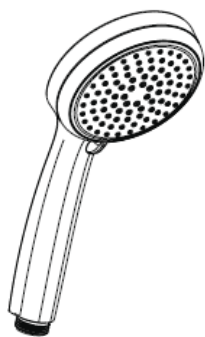
Egyszerűen tiszta: a vízkő egészen könnyen ledörzsölhető a csomókról.

Tisztítás

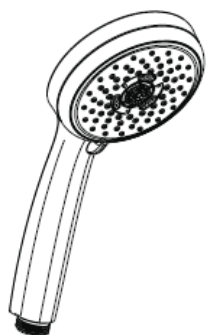


hansgrohe

Asennusohje



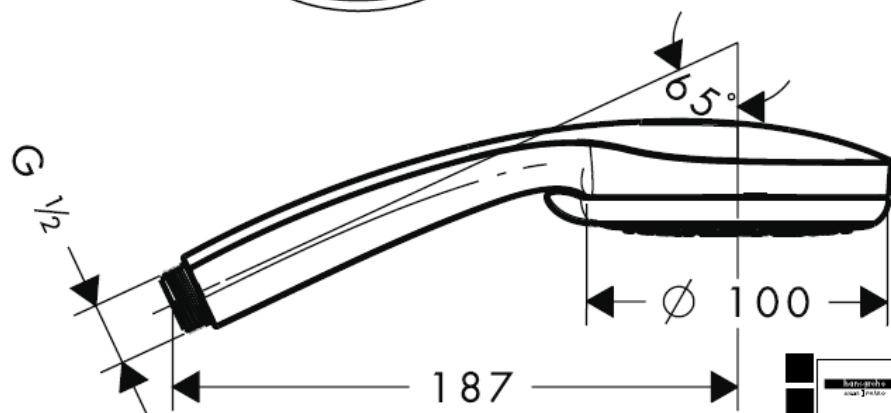
**Cromo 100
Vario**
28535000



**Cromo 100
Multi**
28536000

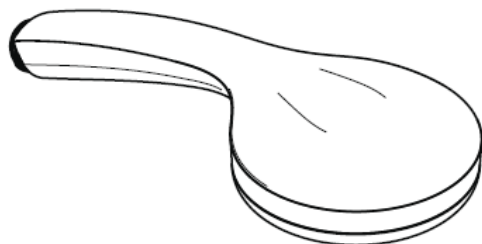
hansgrohe

Croma 100 Vario
28535000



28535000

Croma 100 Multi
28536000



Rain



Mono



Massage



28536000

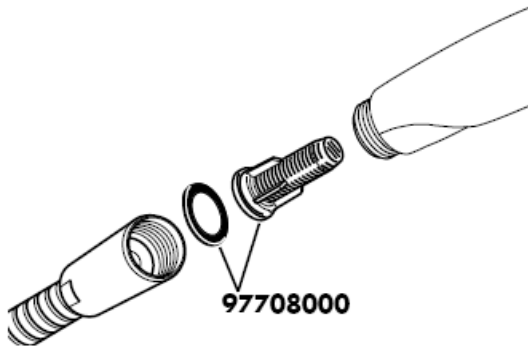
Tekniset tiedot

Käyttöpaine: max. 0,6 MPa
 Suositeltu käyttöpaine: 0,1 – 0,4 MPa
 (1 MPa = 10 bar = 147 PSI)
 Kuuman veden lämpötila: max. 60° C

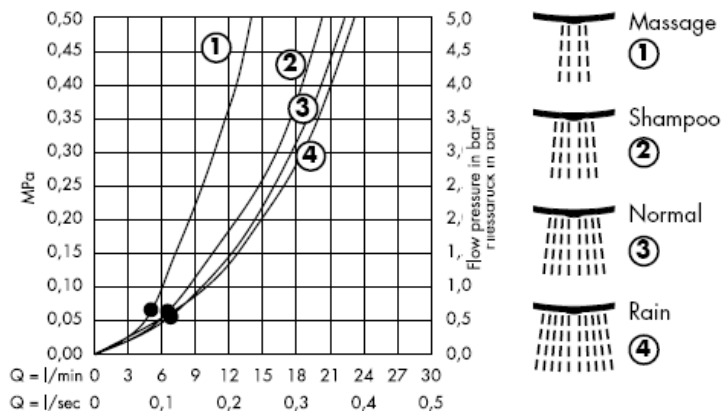
| DVGW | P-IX | SVGW | ACS | NF | WRAS | KIWA |
|----------|------------------|------|-----|----|------|------|
| 28535000 | P-IX 18335/ID | X | X | | | X |
| 28536000 | P-IX 18336/ID | X | X | | | X |

Asennus

Esiasiennettua suodatinpatruunaa on käytettävä, jotta käsisuihkun normaali läpivirtaus on taattu ja likahiukkasten huuhtoutuminen vesijohtoverkostosta estyy. Likahiukkaskertymät voivat aiheuttaa toimintahäiriöitä ja/tai vahingoittaa käsisuihkun toiminnallisia osia, Hansgrohe ei vastaa näin syntyvistä vaurioista.

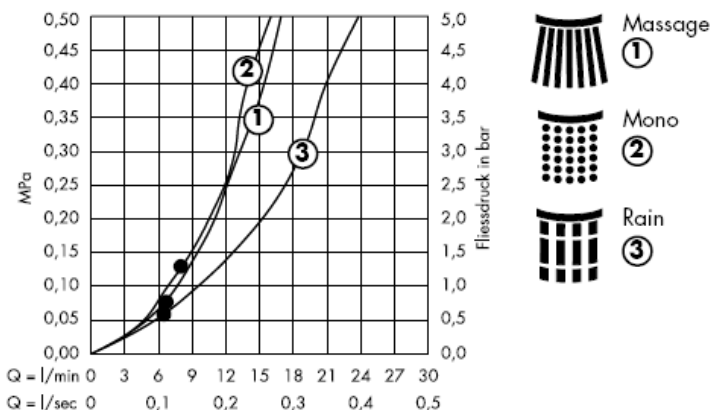


Croma 100 Vario



Tämä toiminta on taattuna • alkaen.

Croma 100 Multi



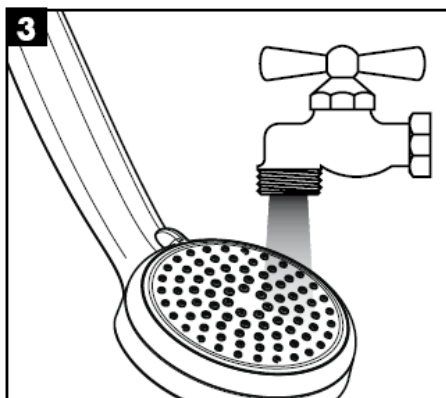
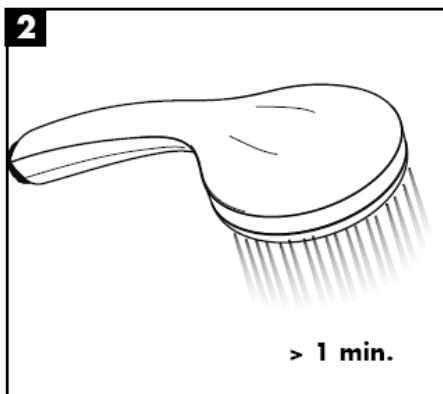
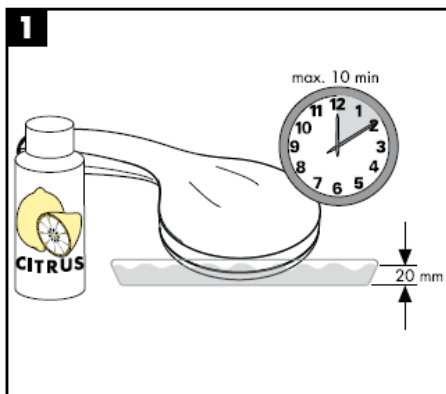
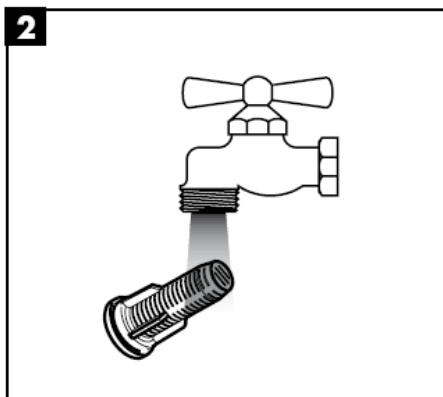
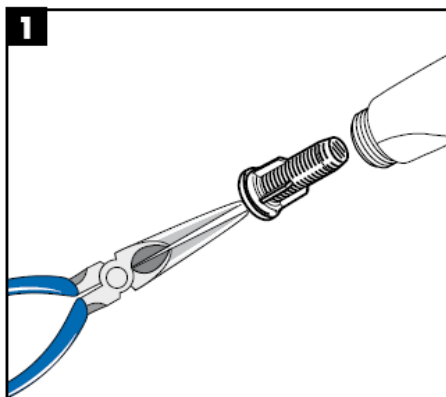
Tämä toiminta on taattuna • alkaen.

Käsisuihku soveltuu käytettäväksi sellaisen läpivirtauskuumentimen yhteydessä, jonka teho on vähintään 21 kW ja läpivirtausmäärä vähintään 7 l/min.



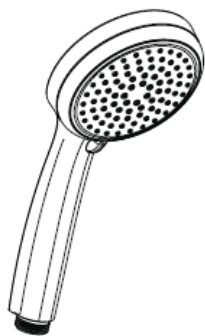
Yksinkertaisesti puhdas: kalkin voi helposti hieroa irti nyyyistä.

Puhdistus

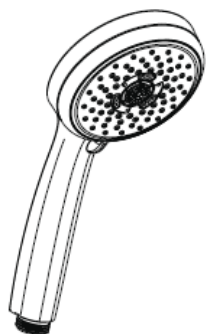


hansgrohe

Monteringsanvisning



**Cromo 100
Vario**
28535000



**Cromo 100
Multi**
28536000

hansgrohe

Croma 100 Vario
28535000



Massage



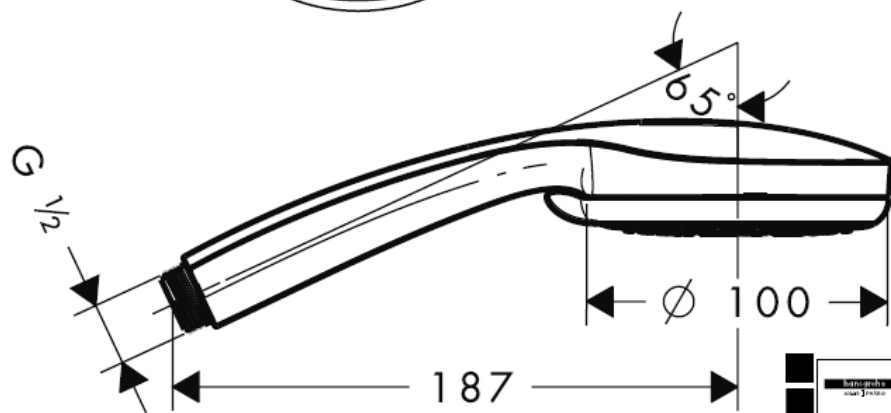
Shampoo



Normal

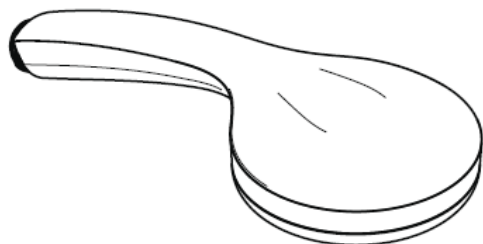


Rain



28535000

Croma 100 Multi
28536000



Rain



Mono



Massage



28536000

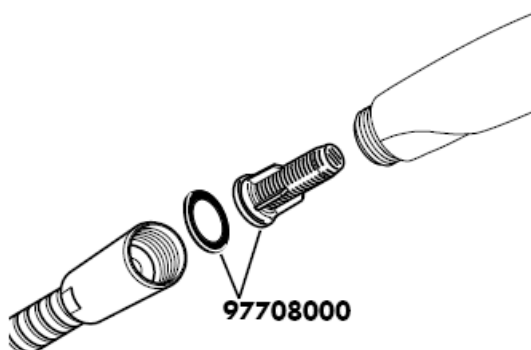
Tekniska data

| | |
|----------------------------|---------------|
| Driftstryck: | max. 0,6 MPa |
| Rek. driftstryck: | 0,1 – 0,4 MPa |
| (1 MPa = 10 bar = 147 PSI) | |
| Varmvattentemperatur: | max. 60° C |

| DVGW | P-IX | SVGW | ACS | NF | WRAS | KIWA |
|----------|------------------|------|-----|----|------|------|
| 28535000 | P-IX 18335/ID | X | X | | | X |
| 28536000 | P-IX 18336/ID | X | X | | | X |

Montering

Den förmonterade filterinsatsen måste användas om normalflödet hos handduschen ska vara garanterat och för att undvika att smuts spolats in från ledningsnätet. Smuts som spolats in kan påverka funktionen och/eller leda till skador på funktionsdelar i handduschen. Hansgrohe fränsäger sig allt ansvar för skador som kan härledas till detta.



Croma 100 Vario




Från • garanteras funktionen.

Croma 100 Multi



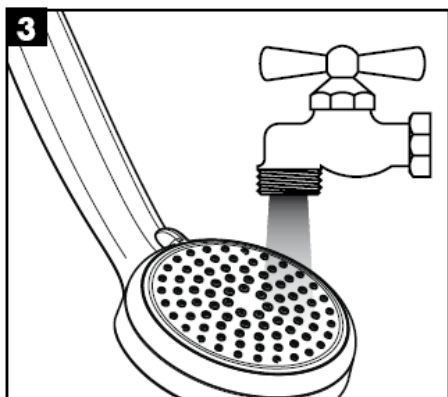
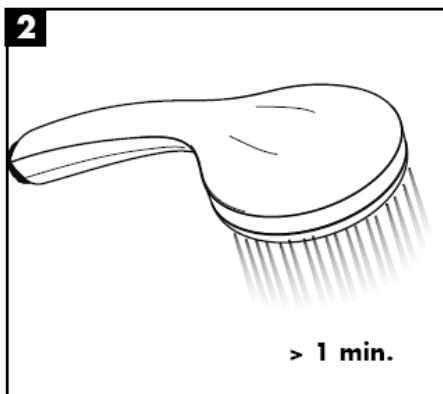
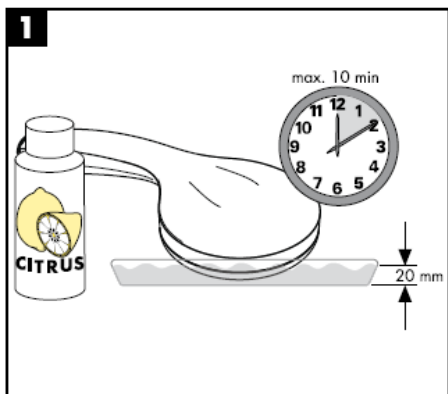
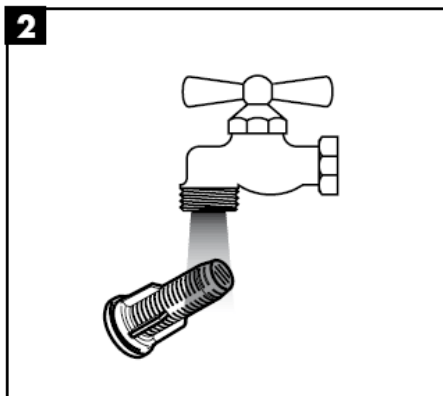
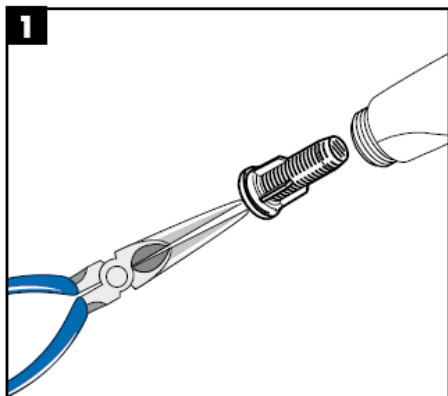
Från • garanteras funktionen.

Handduschen är avsedd för användning med vattenberedare som har en effekt från 21 kW och ett minsta genomflöde på 7 l/min.



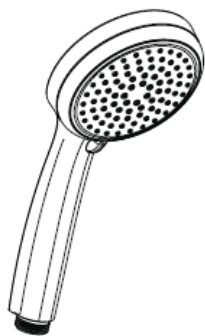
Enkelt att göra rent: det är lätt att ta bort kalk från nopporna.

Rengöring

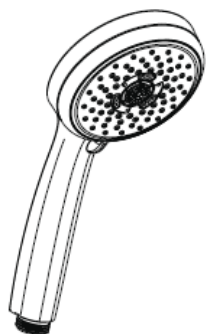


hansgrohe

Montavimo instrukcijos



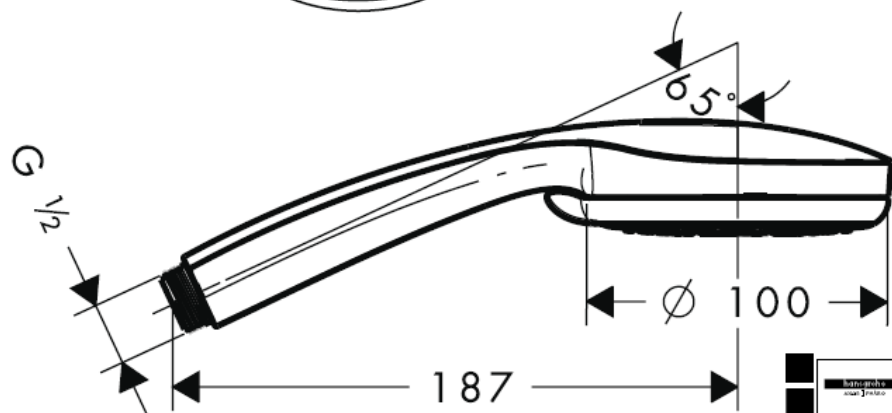
**Cromo 100
Vario**
28535000



**Cromo 100
Multi**
28536000

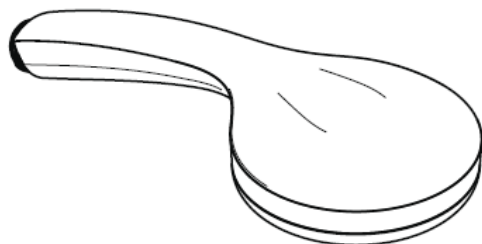
hansgrohe

Croma 100 Vario
28535000



28535000

Croma 100 Multi
28536000



Rain



Mono



Massage



28536000

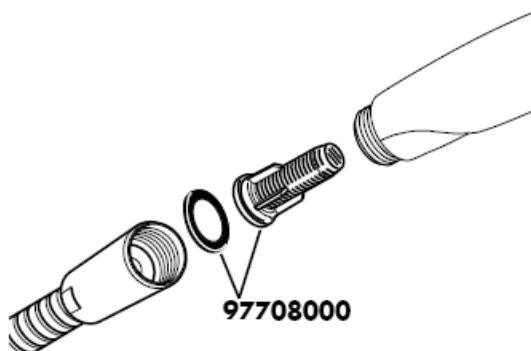
Techniniai duomenys

Darbinis slėgis: max. 0,6 MPa
 Rekomenduojamas slėgis: 0,1 – 0,4 MPa
 (1 MPa = 10 barų = 147 PSI)
 Karšto vandens temperatūra: max. 60° C

| DVGW | P-IX | SVGW | ACS | NF | WRAS | KIWA |
|----------|------------------|------|-----|----|------|------|
| 28535000 | P-IX 18335/ID | X | X | | | X |
| 28536000 | P-IX 18336/ID | X | X | | | X |

Montavimas

Reikia naudoti sumontuotą filtro elementą, kad būtų užtikrintas norminis per rankinį dušą pratekantis srautas ir būtų išvengta teršalų, galinčių patekti iš vamzdyno. Patekę teršalai gali pakenkti veikimui ir/arba sugadinti veikiančias dalis. Už žalą, atsiradusią dėl šių priežasčių, bendrovė „Hansgrohe“ neatsako.

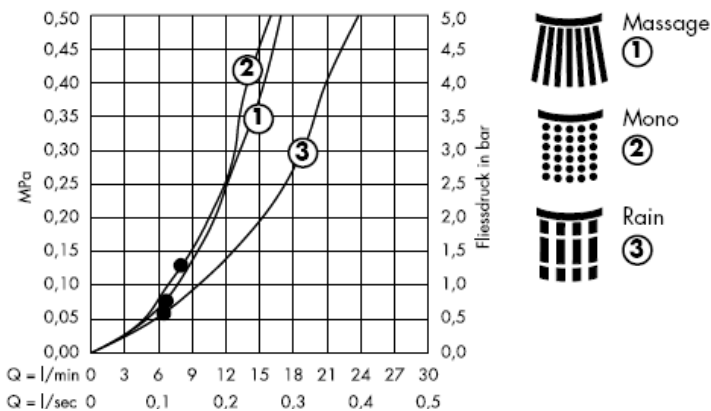


Croma 100 Vario




Nuo • funkcionavimas garantuotas

Croma 100 Multi



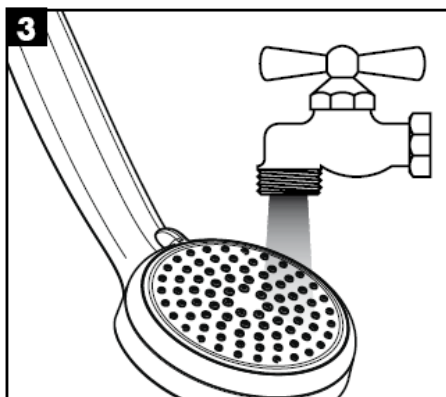
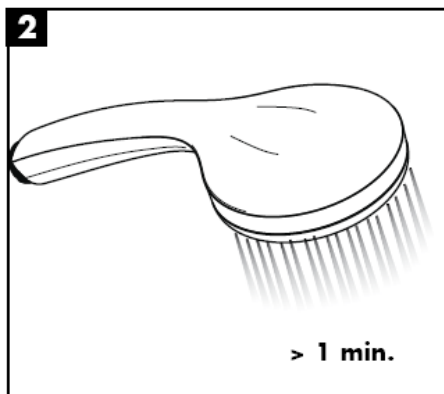
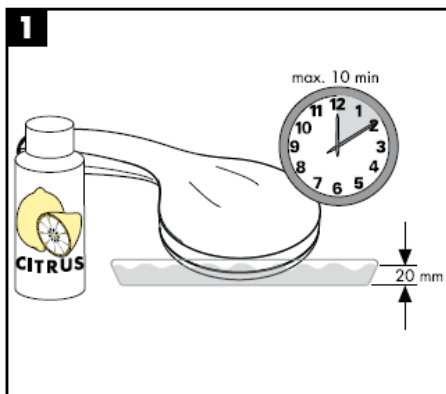
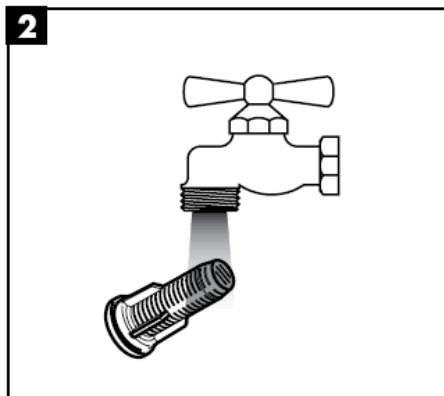
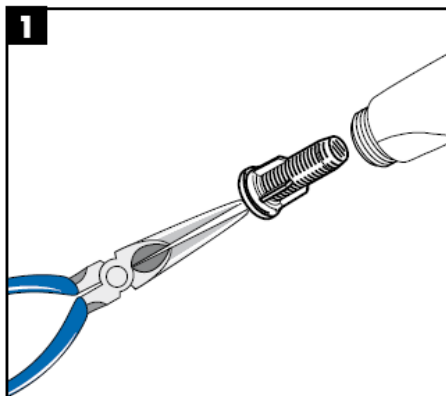
Nuo • funkcionavimas garantuotas

Dušo galvutė pritaikyta momentiniam vandens šildikliui nuo 21 kW su ne mažesniu kaip 7 l/min vandens pralaidumu.



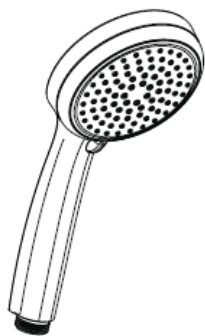
Paprasta švara: kalkės lengvai nugarandomos nuo kilpos.

Valymas

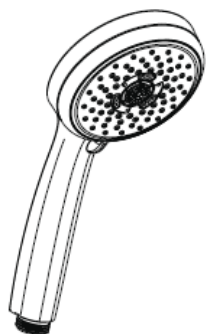


hansgrohe

Uputstva za instalaciju



**Cromo 100
Vario**
28535000



**Cromo 100
Multi**
28536000

hansgrohe

Croma 100 Vario
28535000



Massage



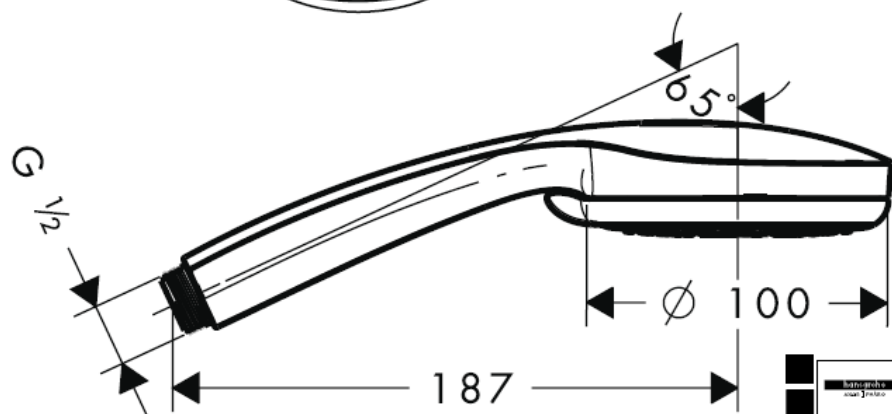
Shampoo



Normal

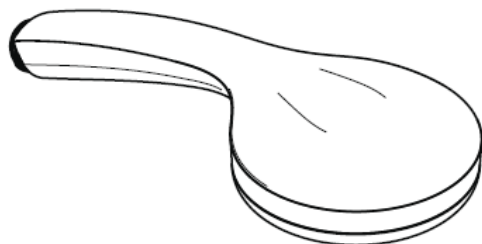


Rain



28535000

Croma 100 Multi
28536000



Rain



Mono



Massage



28536000

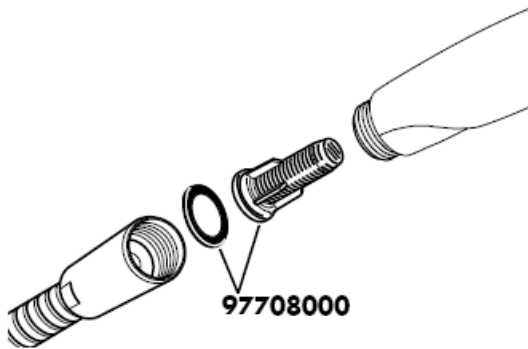
Tehnički podatci

Najveći dopušteni tlak: max. 0,6 MPa
 Preporučeni tlak: 0,1 – 0,4 MPa
 (1 MPa = 10 bar = 147 PSI)
 Temperatura vruće vode: max. 60° C

| DVGW | P-IX | SVGW | ACS | NF | WRAS | KIWA |
|----------|------------------|------|-----|----|------|------|
| 28535000 | P-IX 18335/ID | X | X | | | X |
| 28536000 | P-IX 18336/ID | X | X | | | X |

Sastavljanje

Mora se rabiti predmontirani filtarski umetak, kako bi se regulirao protok vode kroz ručni tuš i izbjeglo unošenje prljavštine iz vodovoda. Prljavština može dovesti do djelomičnog ili potpunog oštećenja dijelova ručnog tuša. Za eventualna oštećenja uzrokovana prljavštinom proizvođač Hansgrohe nije odgovoran.



Croma 100 Vario



Zajamčena funkcija od • navíše

Croma 100 Multi



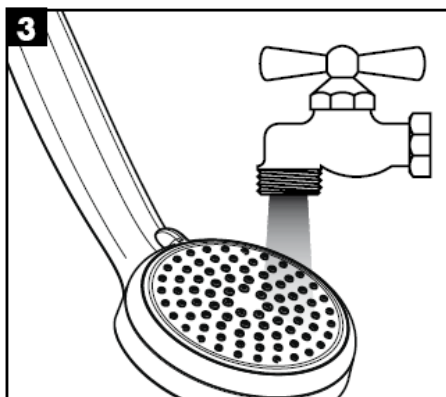
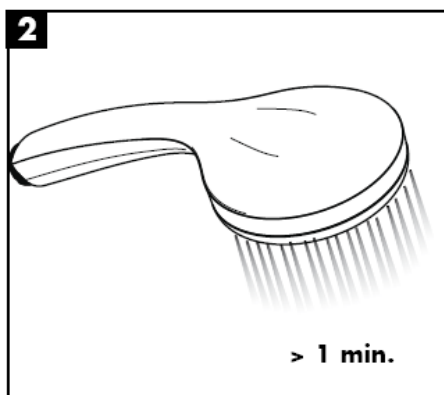
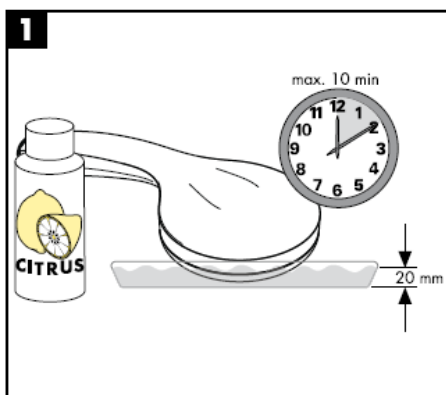
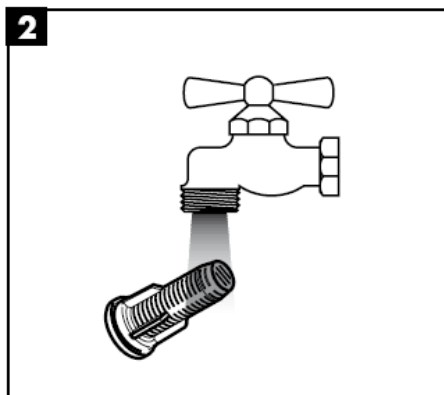
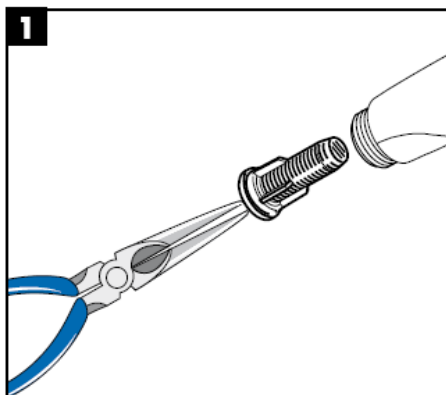
Zajamčena funkcija od • navíše

Ručni tuš možete koristiti uz protočni bojler od 21 kW te uz minimalni protok od 7 litara u minuti



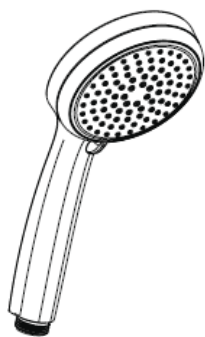
Jednostavno čisto: Kamenac se sasvim lako uklanja s izbočina.

Čišćenje

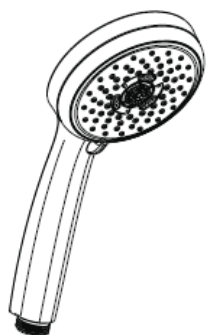


hansgrohe

Montaj kılavuzu



**Cromo 100
Vario**
28535000



**Cromo 100
Multi**
28536000

hansgrohe

Croma 100 Vario
28535000



Massage



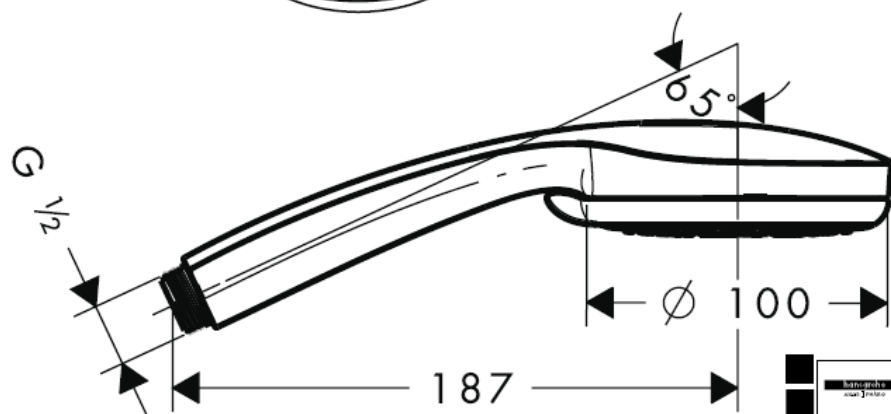
Shampoo



Normal

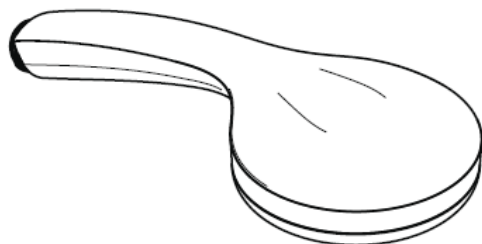


Rain



28535000

Croma 100 Multi
28536000



Rain



Mono



Massage



28536000

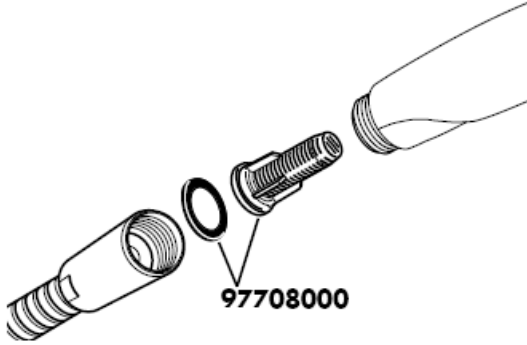
Teknik bilgiler

| | |
|---|---------------|
| İşletme basıncı: | max. 0,6 MPa |
| Tavsiye edilen işletme basıncı: (1 MPa = 10 bar = 147 PSI) | 0,1 – 0,4 MPa |
| Sıcak su sıcaklığı: | max. 60° C |

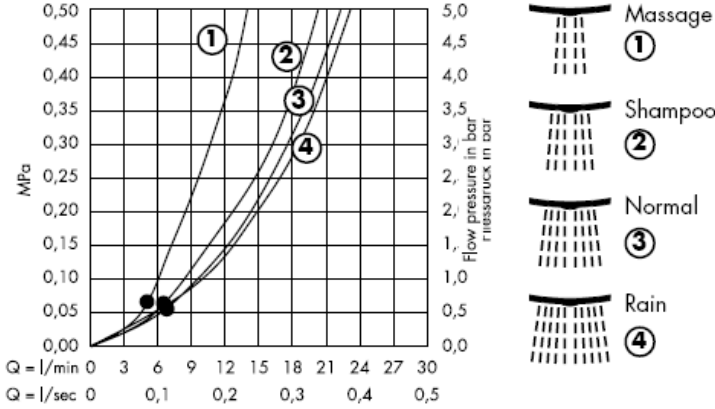
| DVGW | P-IX | SVGW | ACS | NF | WRAS | KIWA |
|----------|------------------|------|-----|----|------|------|
| 28535000 | P-IX 18335/ID | X | X | | | X |
| 28536000 | P-IX 18336/ID | X | X | | | X |

Montajı

Ön montajı yapılan filtre elemanı, el püskürtücüsünün standart akışını sağlamak ve hat şebekesindeki kirlenmeleri önlemek için kullanılmalıdır. Kirlenmeler işlevi olumsuz etkileyebilir ve/veya el püskürtücüsünün işlev parçalarında hasarlara yol açabilir. Hansgrohe, bundan dolayı kaynaklanabilecek hasarlara karşı sorumluluk üstlenmez.

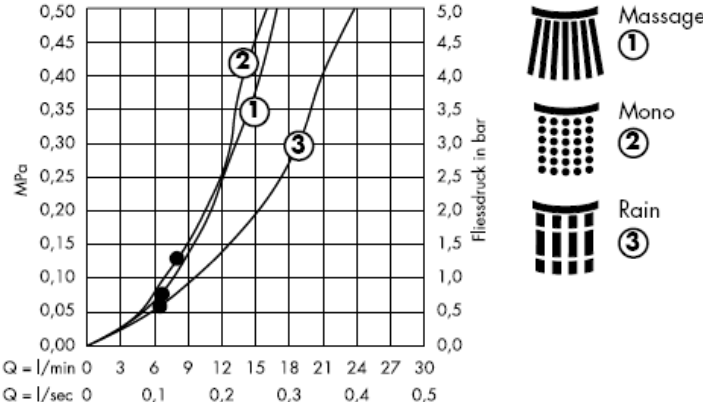


Croma 100 Vario




•den itibaren fonksiyon garanti edilmiştir.

Croma 100 Multi



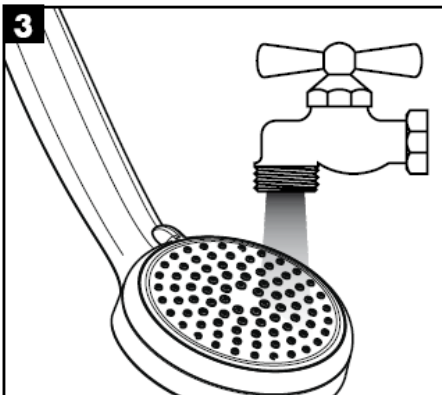
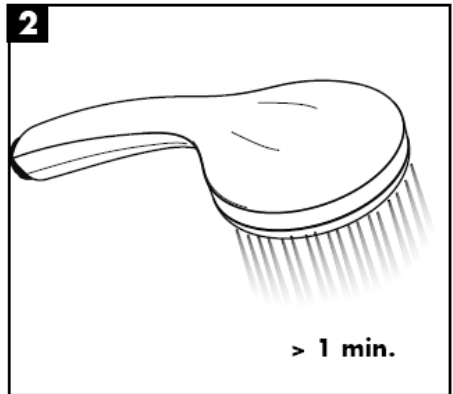
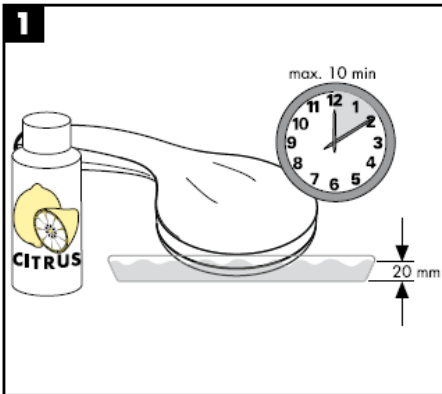
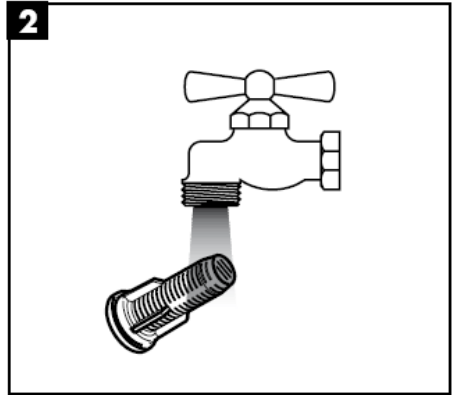
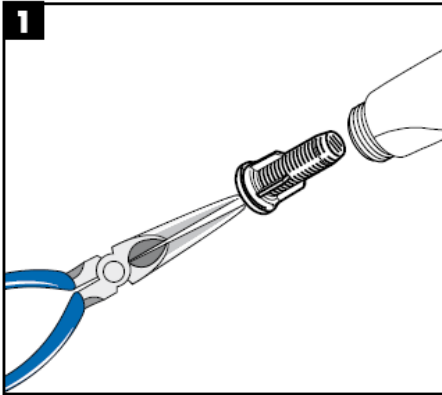
•den itibaren fonksiyon garanti edilmiştir.

El duşu, 21 kW güçten ve 7 l/dk minimum debiden itibaren şofbenlerle kullanım için uygundur.



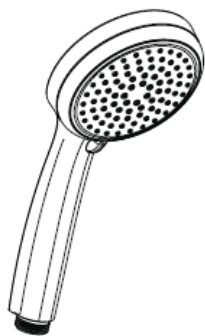
Sadece temiz: Kireç, düğümlerle kolayca ovalanabilir.

Temizleme

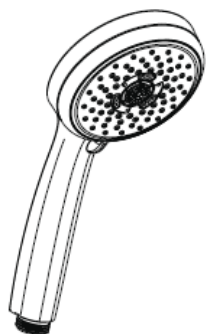


hansgrohe

Instrucțiuni de montare



**Cromo 100
Vario**
28535000



**Cromo 100
Multi**
28536000

hansgrohe

Croma 100 Vario
28535000



Massage



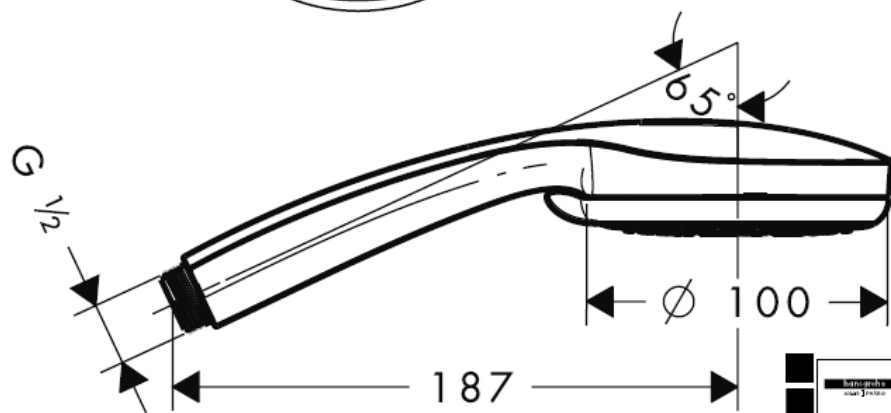
Shampoo



Normal

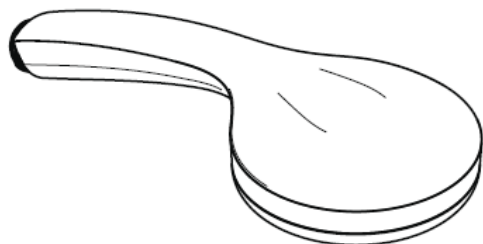


Rain



28535000

Croma 100 Multi
28536000



Rain



Mono



Massage



28536000

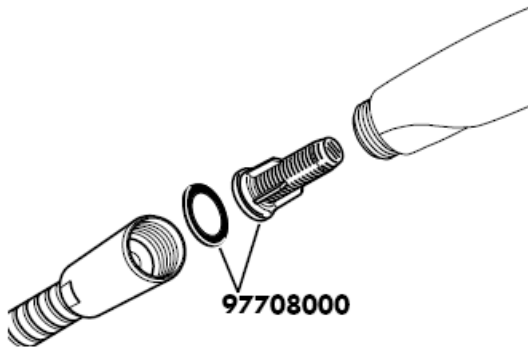
Date tehnice

Presiune de funcționare: max. 0,6 MPa
 Presiune de funcționare recomandată: 0,1 – 0,4 MPa
 (1 MPa = 10 bar = 147 PSI)
 Temperatura apei calde: max. 60° C

| | DVGW | P-IX | SVGW | ACS | NF | WRAS | KIWA |
|----------|-------------|------------------|-------------|------------|-----------|-------------|-------------|
| 28535000 | | P-IX 18335/ID | X | X | | | X |
| 28536000 | | P-IX 18336/ID | X | X | | | X |

Montare

Cartușul de filtru premontat se va utiliza pentru asigurarea debitului normal al telefonului de duș și pentru evitarea penetrării impurităților din rețeaua de apă. Aceste impurități pot afecta funcționarea dușului și/sau pot cauza deteriorarea elementelor funcționale ale telefonului de duș, firma Hansgrohe nu-și asumă răspunderea pentru daunele cauzate de aceste impurități



Croma 100 Vario




Începând de la • funcționarea este garantată.

Croma 100 Multi



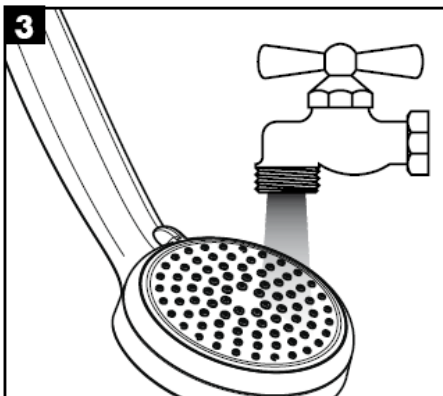
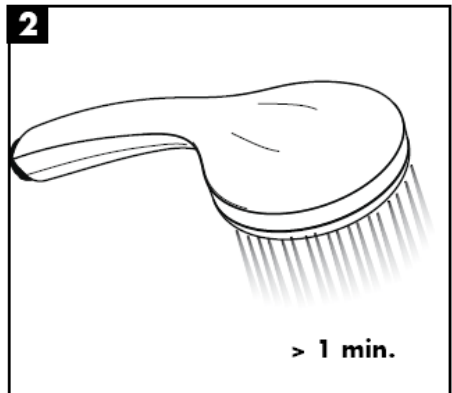
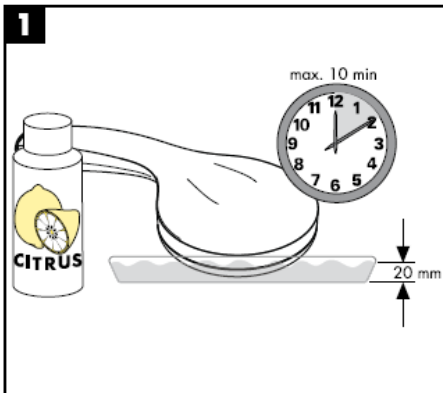
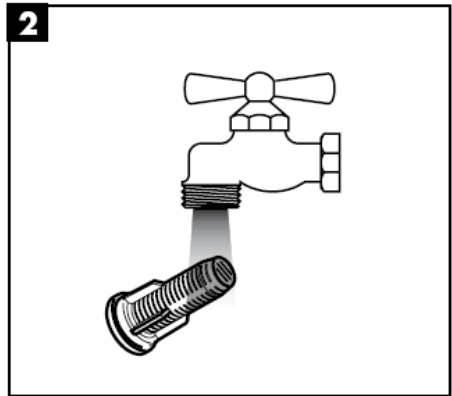
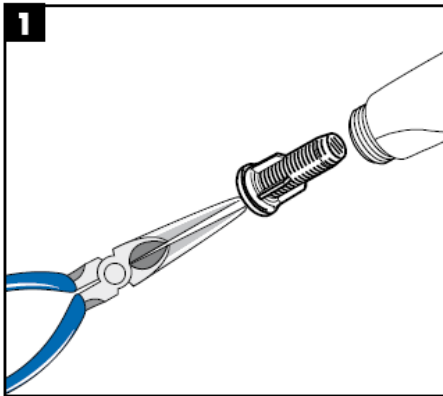
Începând de la • funcționarea este garantată.

Dușul de mână poate fi utilizat cu boiler instant de o putere de peste 21 kW și un debit de min. 7 l/min.



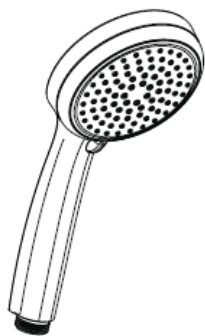
Pur și simplu curat: Calcarul se îndepărtează ușor de pe noduri prin frecare.

Curățare

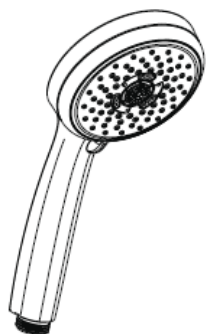


hansgrohe

Οδηγία συναρμολόγησης



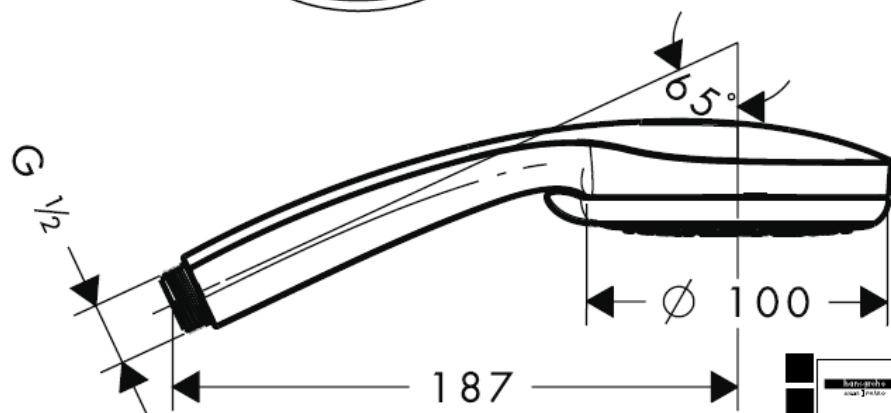
**Cromo 100
Vario**
28535000



**Cromo 100
Multi**
28536000

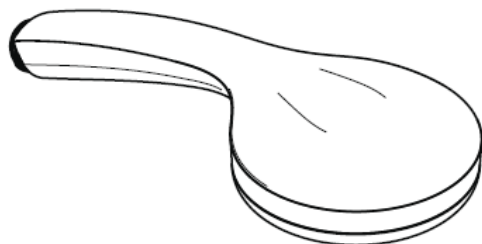
hansgrohe

Croma 100 Vario
28535000



28535000

Croma 100 Multi
28536000



Rain



Mono



Massage



28536000

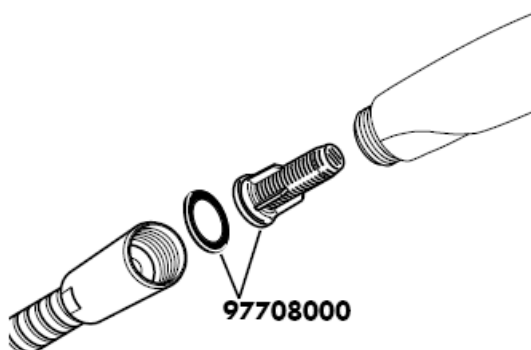
Τεχνικά Χαρακτηριστικά

Λειτουργία πίεσης: max. 0,6 MPa
 Συνιστώμενη λειτουργία πίεσης: 0,1 – 0,4 MPa
 (1 MPa = 10 bar = 147 PSI)
 Θερμοκρασία ζεστού νερού: max. 60° C

| DVGW | P-IX | SVGW | ACS | NF | WRAS | KIWA |
|----------|------------------|------|-----|----|------|------|
| 28535000 | P-IX 18335/ID | X | X | | | X |
| 28536000 | P-IX 18336/ID | X | X | | | X |

Συναρμολόγηση

Το τοποθετημένο στοιχείο φίλτρου πρέπει να χρησιμοποιηθεί, για να διασφαλιστεί η αναγκαία ροή νερού του τηλεφώνου του ντους και να αποφευχθεί η εκροή ακαθαρσιών από το δίκτυο παροχής ύδατος. Η εκροή ακαθαρσιών μπορεί να επηρεάσει τη λειτουργία και/ή να προκαλέσει ζημιές σε λειτουργικά μέρη του τηλεφώνου του ντους, για τις οποίες η Hansgrohe δεν ευθύνεται.



Croma 100 Vario




Αυτή η λειτουργία διασφαλίζεται από το σημείο κι έπειτα

Croma 100 Multi



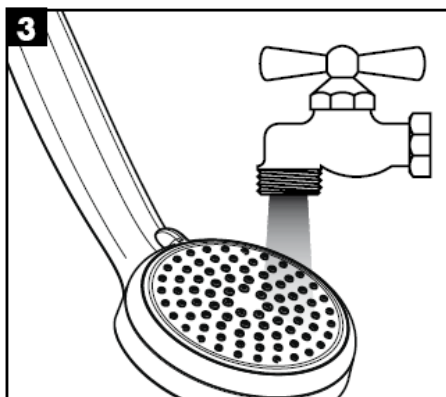
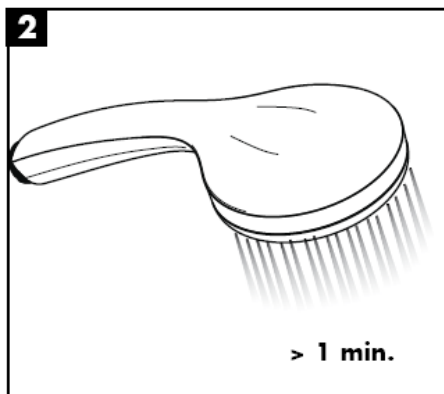
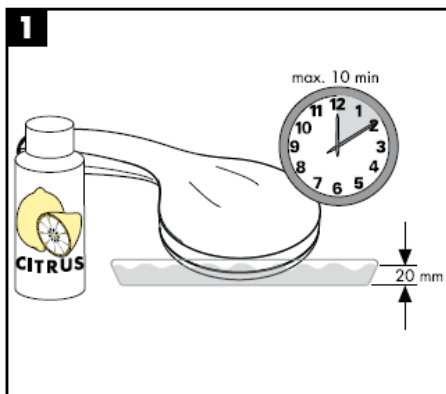
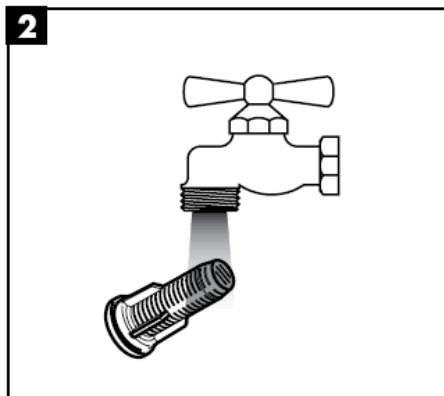
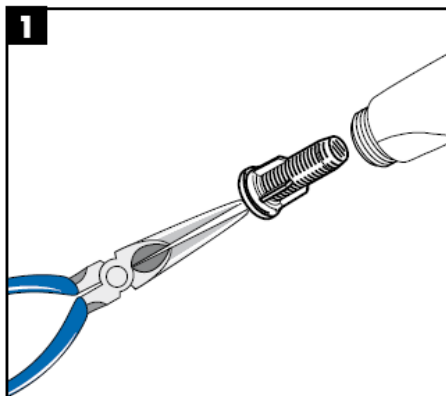
Αυτή η λειτουργία διασφαλίζεται από το σημείο κι έπειτα

Ο καταιονιστήρας χειρός είναι κατάλληλος για χρήση με ταχυθερμοσίφωνες, από μία απόδοση 21 kW και μία ελάχιστη ροή των 7L/min και άνω.



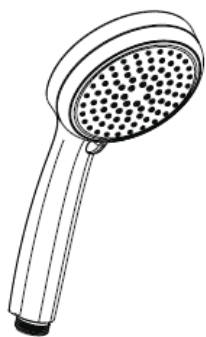
Απλά τέλεια καθαριότητα: Τα άλατα μπορούν να αφαιρεθούν με μεγάλη ευκολία από τα στόμια.

Καθαρισμός

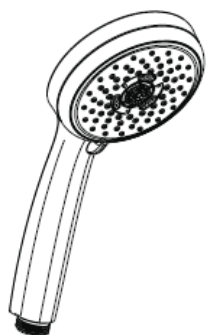


hansgrohe

تعليمات التجميع



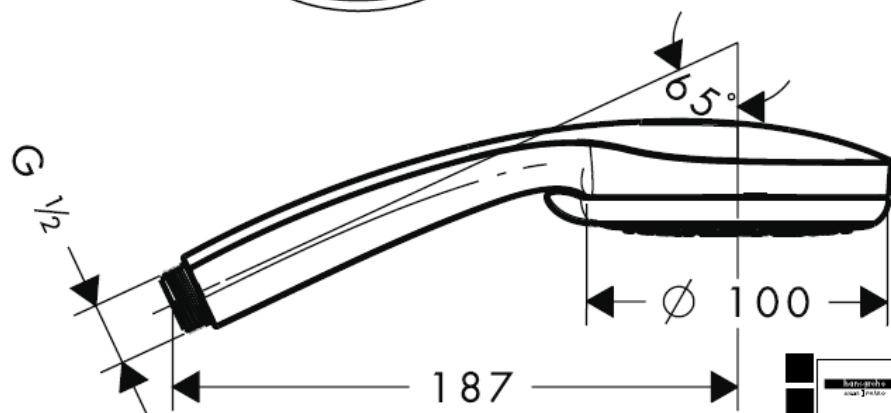

**Cromo 100
Vario**
28535000



**Cromo 100
Multi**
28536000

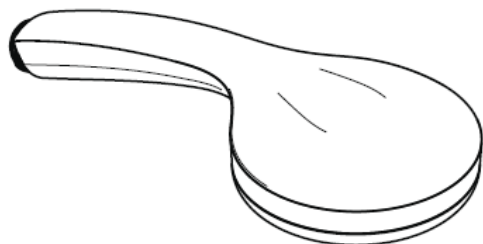
hansgrohe

Croma 100 Vario
28535000



28535000

Croma 100 Multi
28536000



Rain



Mono



Massage



28536000

المواصفات الفنية

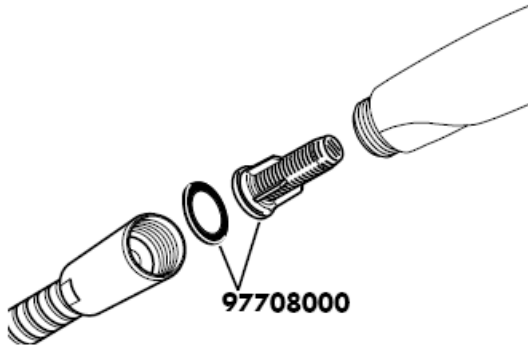
max. 0,6 MPa
 0,1 – 0,4 MPa
 max. 60° C

ضغط التشغيل:
 ضغط التشغيل الموصى به:
 (1 ميغاباسكال = 10 بار = PSI 147)
 درجة حرارة الماء الساخن:

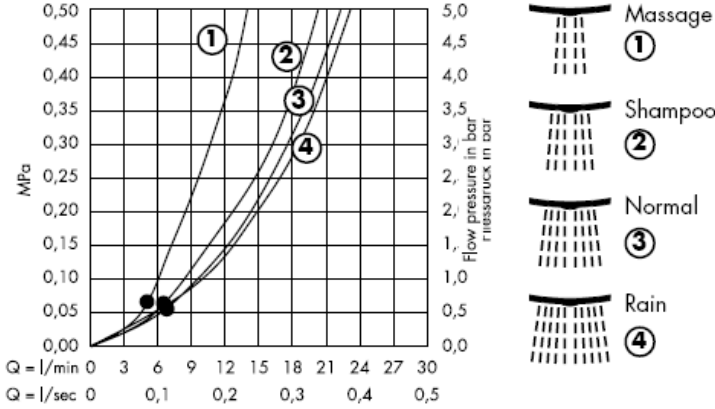
| DVGW | P-IX | SVGW | ACS | NF | WRAS | KIWA |
|----------|------------------|------|-----|----|------|------|
| 28535000 | P-IX 18335/ID | X | X | | | X |
| 28536000 | P-IX 18336/ID | X | X | | | X |

التركيب

يجب استخدام وحدة الفلتر التي تم تركيبها مسبقاً لضمان التدفق الطبيعي من الرشاش اليدوي ومن أجل تجنب تسرب الأوساخ من شبكة الأنابيب الرئيسية، حيث يمكن لتسرب الأوساخ أن يتسبب في الإضرار بوظيفة الرشاش بشكل كلي أو جزئي أو كليهما. وبالتالي فإن شركة هانز جروهه (Hansgrohe) لن تتحمل مسؤولية أية أضرار ناتجة عن ذلك.

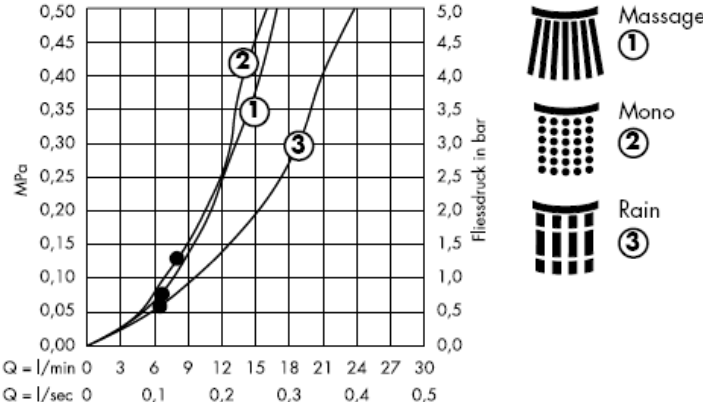


Croma 100 Vario




من • الوظيفة مضمونة.

Croma 100 Multi

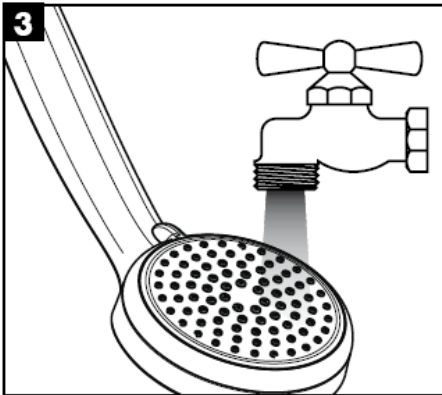
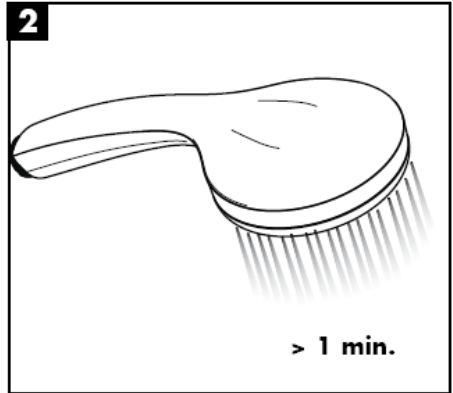
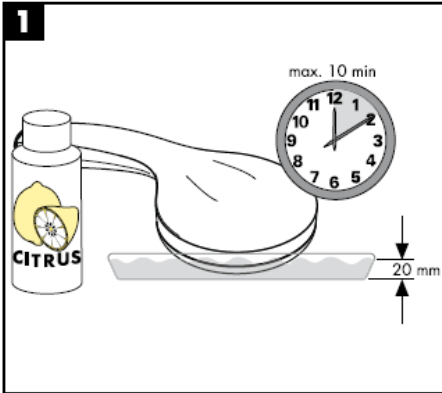
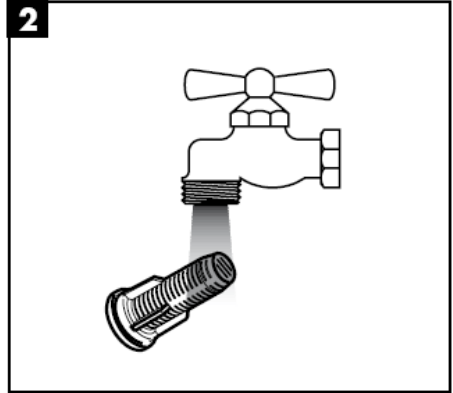
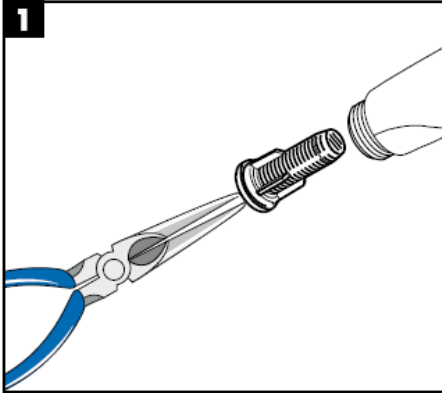


من • الوظيفة مضمونة.

يصلح الدش اليدوي للاستخدام مع سخانات المياه ذات التدفق المستمر التي يبلغ خرج الحرارة منها 21 كيلو وات وحد أدنى من التدفق المار بها يبلغ 7 لتر / الدقيقة.

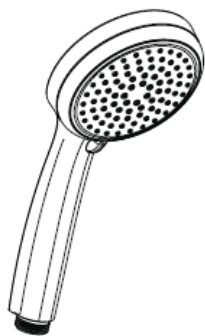


إنه سهل التنظيف، حيث يسقط الجير بسهولة شديدة من الأجزاء الناتئة.

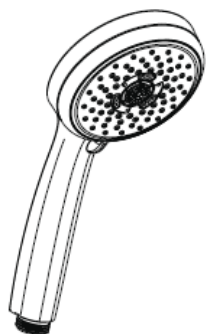


hansgrohe

Navodila za montažo



**Cromo 100
Vario**
28535000



**Cromo 100
Multi**
28536000

hansgrohe

Croma 100 Vario
28535000



Massage



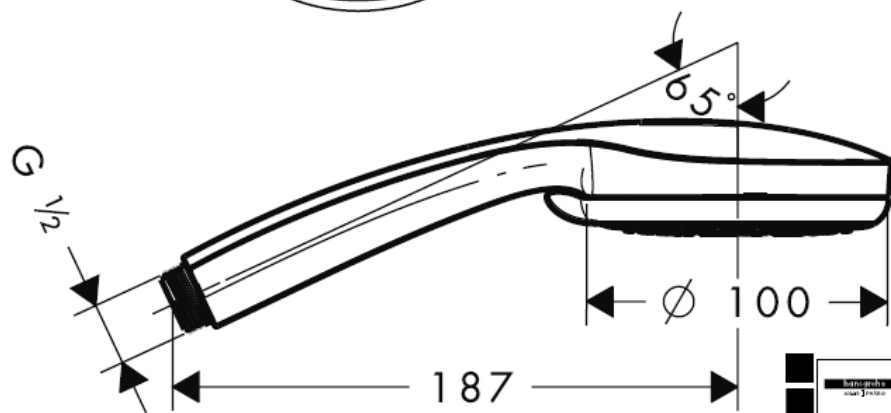
Shampoo



Normal

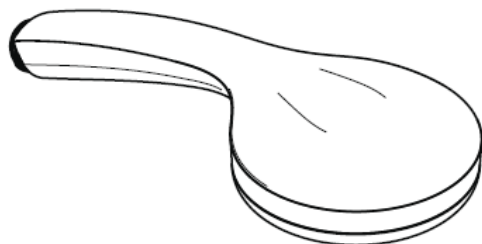


Rain



28535000

Croma 100 Multi
28536000



Rain



Mono



Massage



28536000

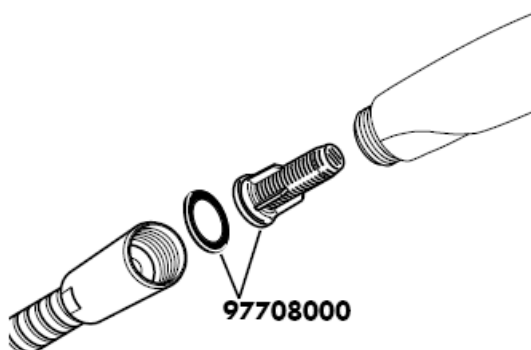
Tehnični podatki

Delovni tlak: max. 0,6 MPa
 Priporočeni delovni tlak: 0,1 – 0,4 MPa
 (1 MPa = 10 bar = 147 PSI)
 Temperatura tople vode: max. 60° C

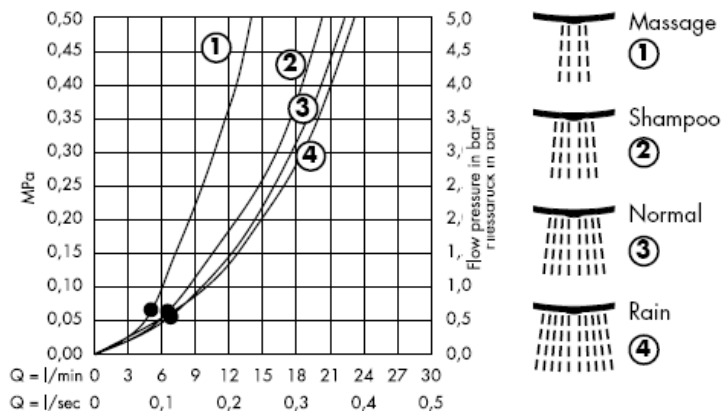
| DVGW | P-IX | SVGW | ACS | NF | WRAS | KIWA |
|----------|------------------|------|-----|----|------|------|
| 28535000 | P-IX 18335/ID | X | X | | | X |
| 28536000 | P-IX 18336/ID | X | X | | | X |

Montaža

Za zagotovitev standardiziranega pretoka ročne prhe in za preprečevanje vtoka umazanije iz vodovodnega omrežja se mora uporabiti predmontiran filtrski vložek. Vtok umazanije lahko poslabša delovanje ročne prhe in/ali pripelje do poškodovanja njenih funkcionalnih delov. Za tako nastalo škodo podj. Hansgrohe ne odgovarja



Croma 100 Vario




Od • je delovanje zagotovljeno.

Croma 100 Multi



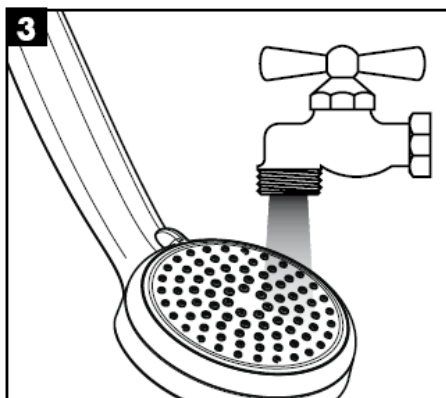
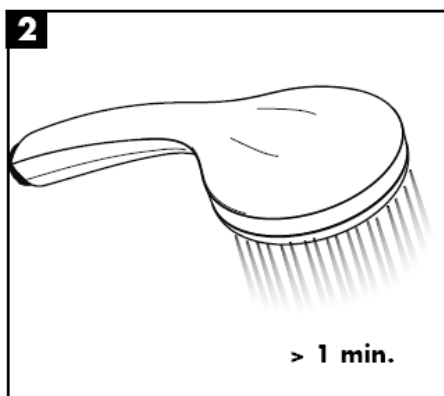
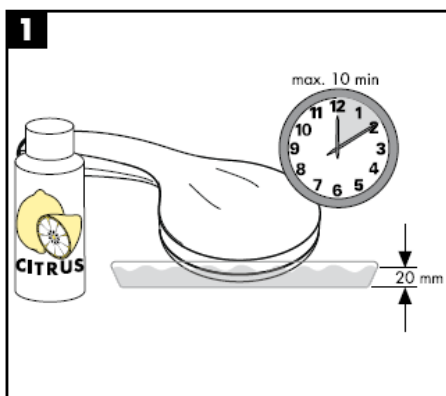
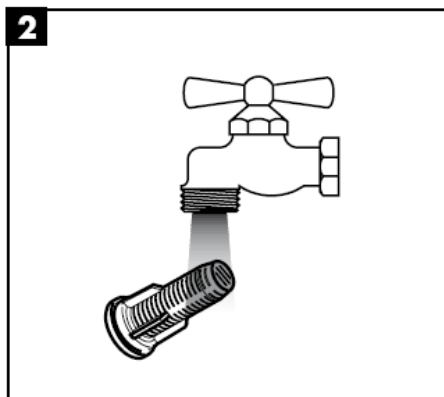
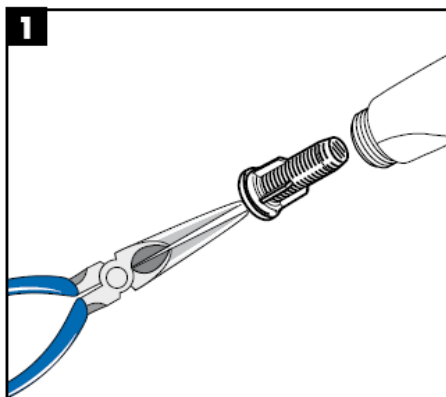
Od • je delovanje zagotovljeno.

Ročna prha je primerna za uporabo s pretočnimi grelniki zmogljivosti nad 21 kW in minimalnim pretokom 7 l/min.



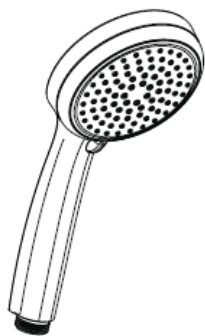
Preprosto čisto: apnec se z lahkoto podrgne z vozličkov.

Čiščenje

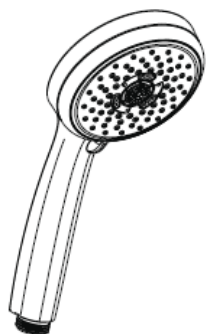


hansgrohe

Paigaldusjuhend



**Cromo 100
Vario**
28535000



**Cromo 100
Multi**
28536000

hansgrohe

Croma 100 Vario
28535000



Massage



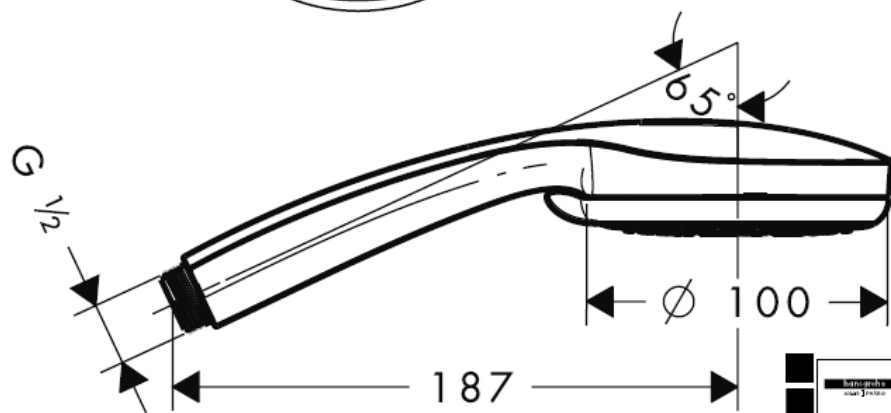
Shampoo



Normal

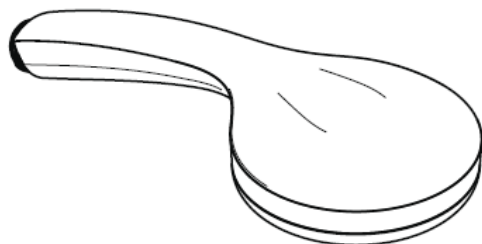


Rain



28535000

Croma 100 Multi
28536000



Rain



Mono



Massage



28536000

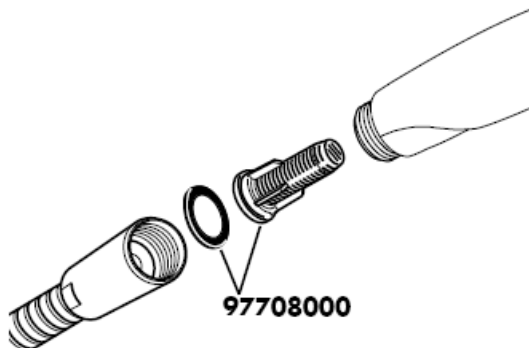
Tehnilised andmed

Töörõhk max. 0,6 MPa
Soovitatav töörõhk: 0,1 – 0,4 MPa
(1 MPa = 10 baari = 147 PSI)
Kuuma vee temperatuur: max. 60° C

| DVGW | P-IX | SVGW | ACS | NF | WRAS | KIWA |
|----------|------------------|------|-----|----|------|------|
| 28535000 | P-IX 18335/ID | X | X | | | X |
| 28536000 | P-IX 18336/ID | X | X | | | X |

Paigaldamine

Käsiduši normaalse läbivoolu tagamiseks ja torustikust pärit mustuse vältimiseks tuleb kasutada eelmonteeritud filtrit. Mustus võib talitlust halvendada ja/või tekitada käsiduši talitusosadel kahjustusi, mille korral Hansgrohe ei vastuta.



Croma 100 Vario




Alates • on funktsioneerimine garanteeritud

Croma 100 Multi



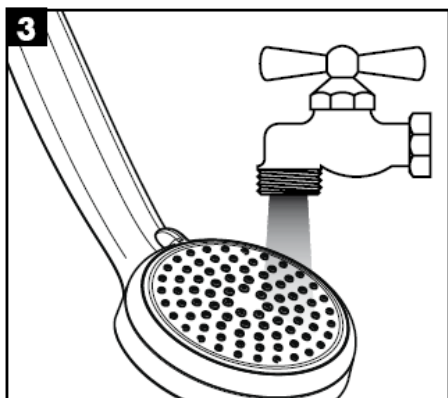
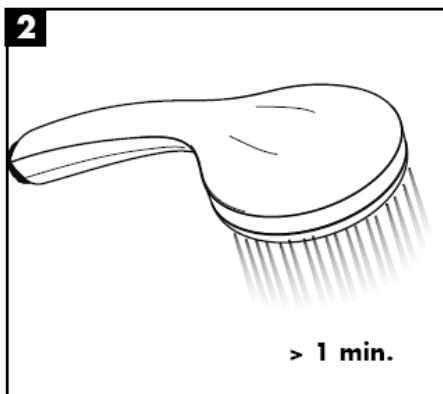
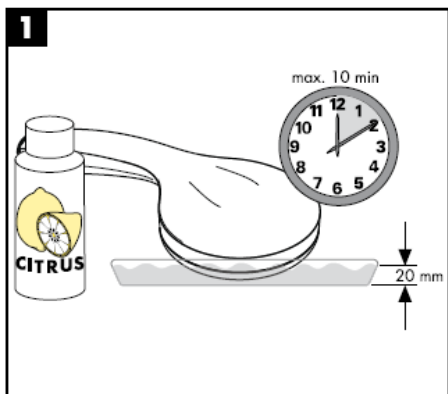
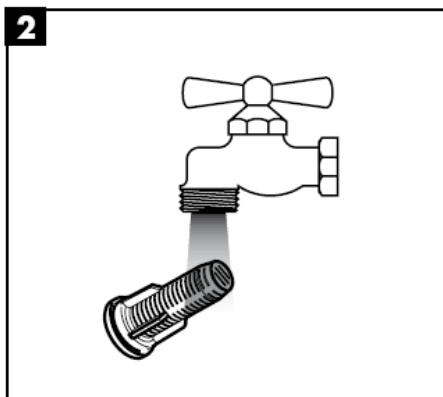
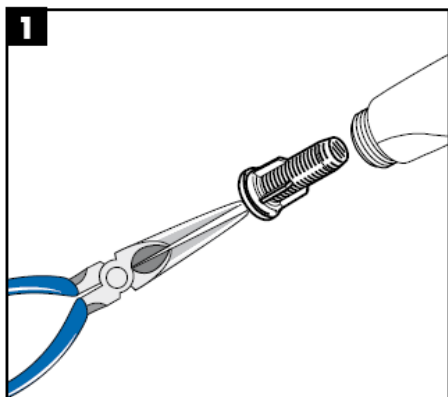
Alates • on funktsioneerimine garanteeritud

Käsidušši sobib kasutada boiler, mille võimsus on alates 21 kW ning minimaalne läbivool 7 l/min.



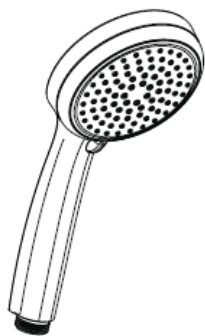
Lihtsalt puhas: lupja saab nupudelt lihtsalt maha hõõruda.

Puhastamine

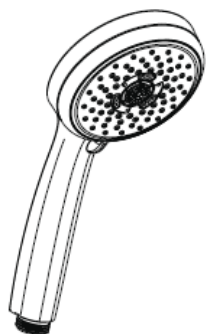


hansgrohe

Montāžas instrukcija



**Cromo 100
Vario**
28535000



**Cromo 100
Multi**
28536000

hansgrohe

Croma 100 Vario
28535000



Massage



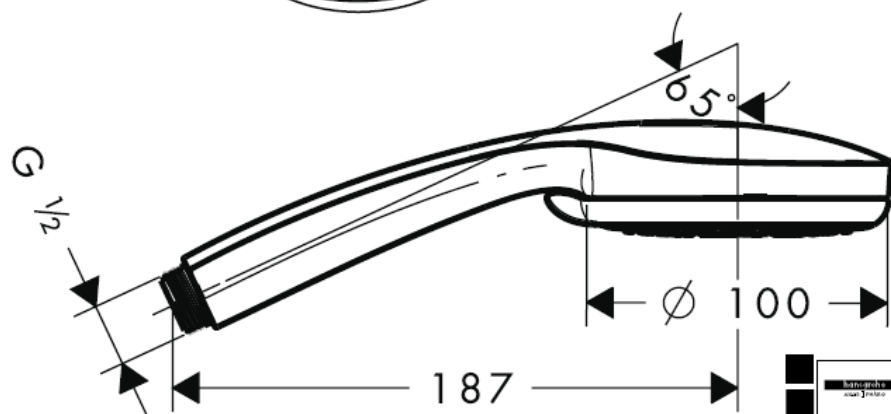
Shampoo



Normal

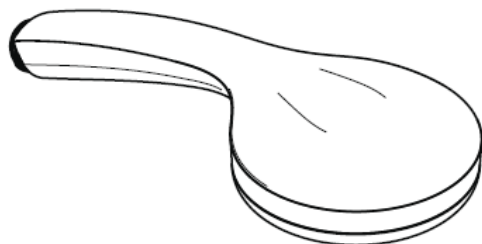


Rain



28535000

Croma 100 Multi
28536000



Rain



Mono



Massage



28536000

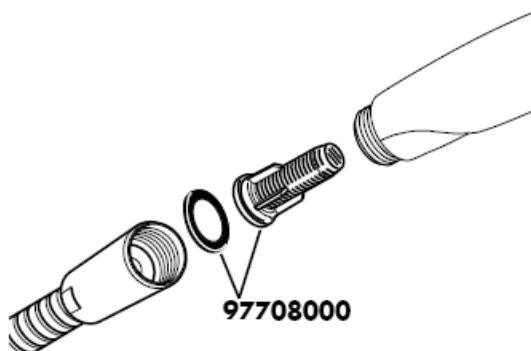
Tehniskie dati

Darba spiediens: max. 0,6 MPa
 Ieteicamais darba spiediens: 0,1 – 0,4 MPa
 (1 MPa = 10 bar = 147 PSI)
 Karstā ūdens temperatūra: max. 60° C

| DVGW | P-IX | SVGW | ACS | NF | WRAS | KIWA |
|----------|------------------|------|-----|----|------|------|
| 28535000 | P-IX 18335/ID | X | X | | | X |
| 28536000 | P-IX 18336/ID | X | X | | | X |

Montāža

Iepriekš iemontējais filtra elements ir jāizmanto, lai nodrošinātu normālu plūsmu dušas sprauslās un izvairītos no netīrumu ieplūšanas no ūdensvada. Netīrumu ieplūšana var ietekmēt funkciju un/vai radīt bojājumus dušas sprauslas elementos, par šādiem bojājumiem Hansgrohe neatbild.



Croma 100 Vario




No • funkcija nodrošināta

Croma 100 Multi



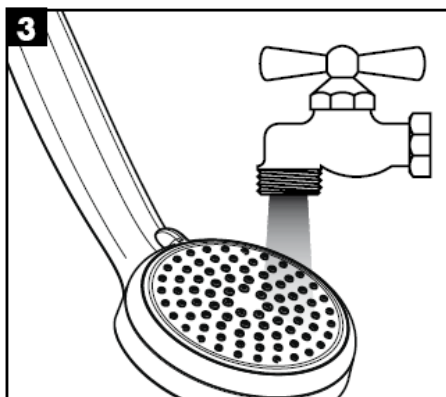
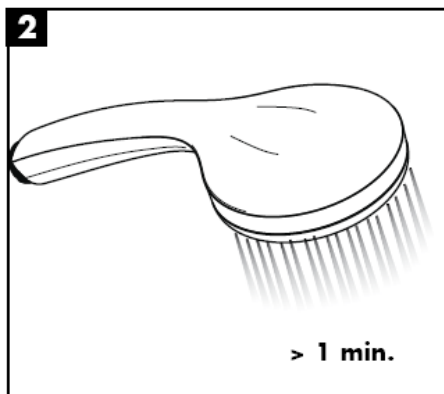
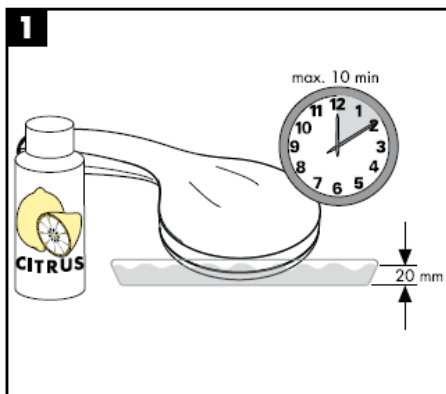
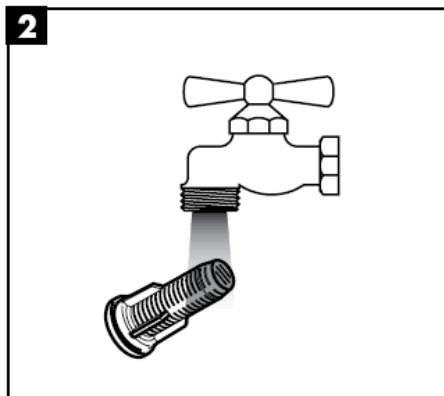
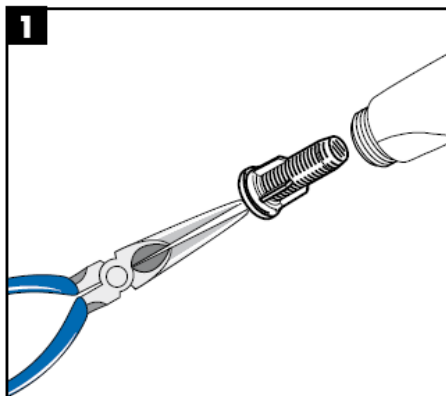
No • funkcija nodrošināta

Rokas duša ir piemērota caurteces sildītājam, kura jauda ir 21 kW un minimālā caurtece 7 l/min.



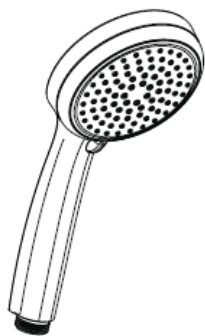
Vienkārša tīrīšana: kaļķis no izvirzījumiem ir viegli norubināms.

Tīrīšana

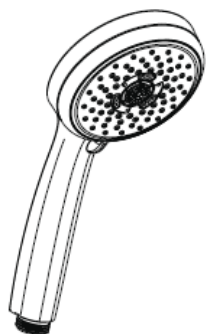


hansgrohe

Uputstvo za montažu




**Cromo 100
Vario**
28535000



**Cromo 100
Multi**
28536000

hansgrohe

Croma 100 Vario
28535000



Massage



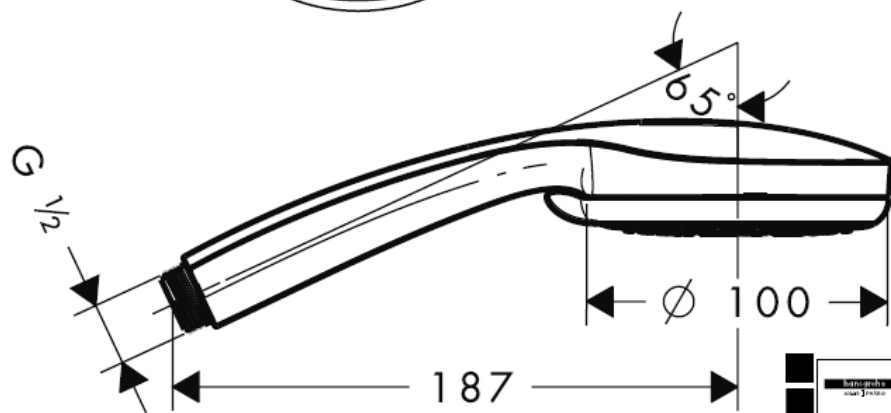
Shampoo



Normal

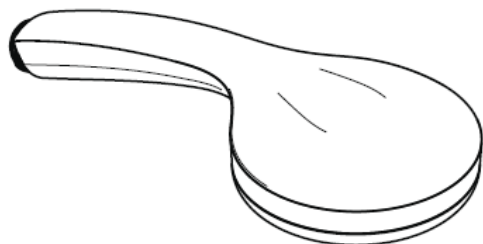


Rain



28535000

Croma 100 Multi
28536000



Rain



Mono



Massage



28536000

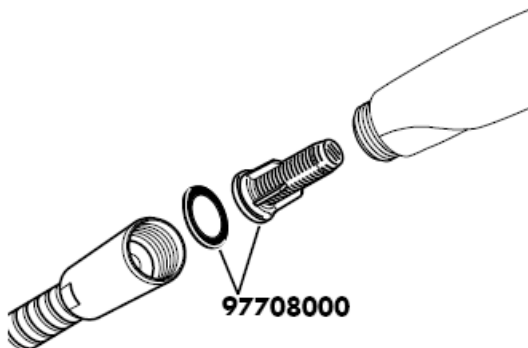
Tehnički podaci

Radni pritisak: max. 0,6 MPa
Preporučeni radni pritisak: 0,1 – 0,4 MPa
(1 MPa = 10 bar = 147 PSI)
Temperatura vruće vode: max. 60° C

| DVGW | P-IX | SVGW | ACS | NF | WRAS | KIWA |
|----------|------------------|------|-----|----|------|------|
| 28535000 | P-IX 18335/ID | X | X | | | X |
| 28536000 | P-IX 18336/ID | X | X | | | X |

Montaža

Mora se koristiti predmontirani filterski uložak, kako bi se regulisao protok vode kroz ručni tuš i izbeglo prodiranje prljavštine iz vodovoda. Prljavština može dovesti do delimičnog ili potpunog oštećenja delova ručnog tuša. Za eventualna oštećenja prouzrokovana prljavštinom proizvođač Hansgrohe nije odgovoran.



Croma 100 Vario



Od • je funkcija zagarantovana.

Croma 100 Multi



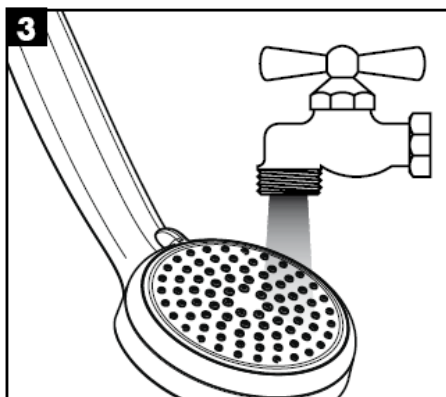
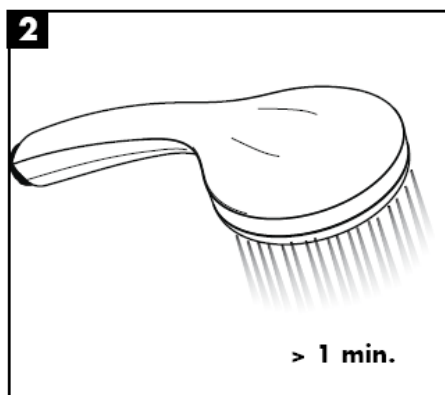
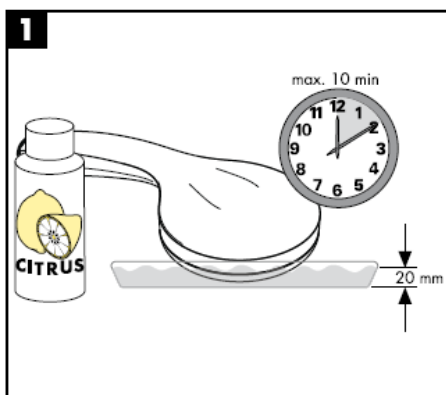
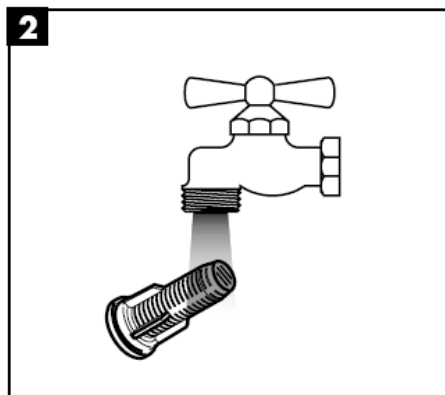
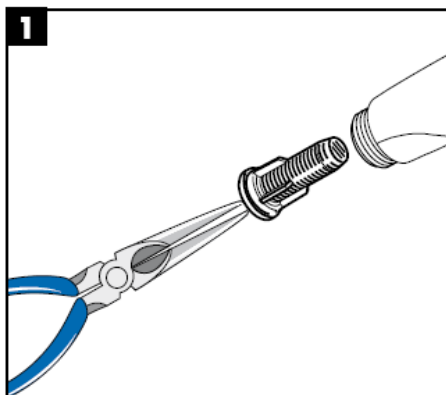
Od • je funkcija zagarantovana.

Ručni tuš možete koristiti uz protočni bojler snage od 21 kW ili veće, te uz minimalni protok od 7 l/min.



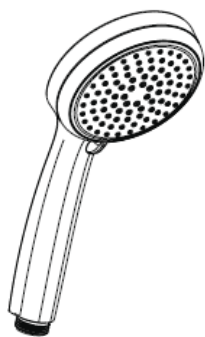
Jednostavno čisto: Kamenac se sasvim lako skida sa izbočina.

Čišćenje

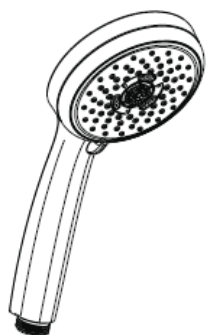


hansgrohe

Montasjeveiledning



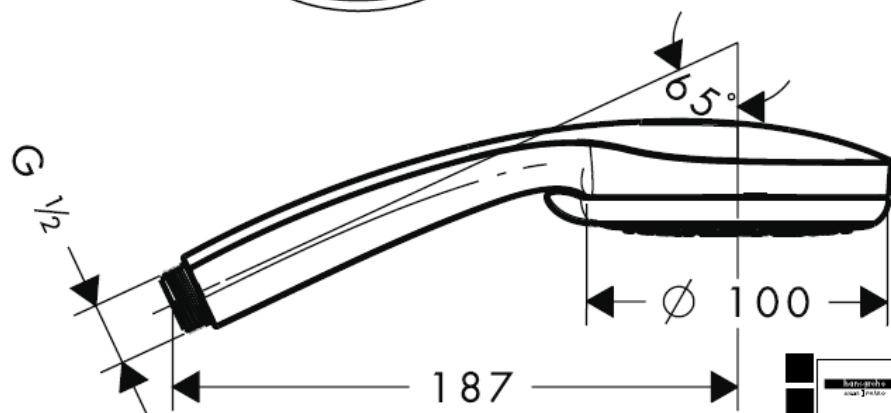

**Cromo 100
Vario**
28535000



**Cromo 100
Multi**
28536000

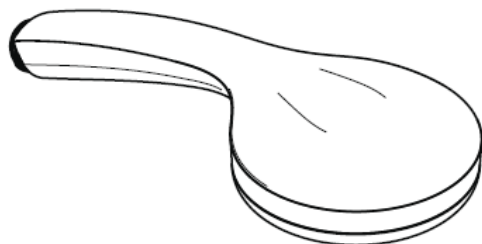
hansgrohe

Croma 100 Vario
28535000



28535000

Croma 100 Multi
28536000



Rain



Mono



Massage



28536000

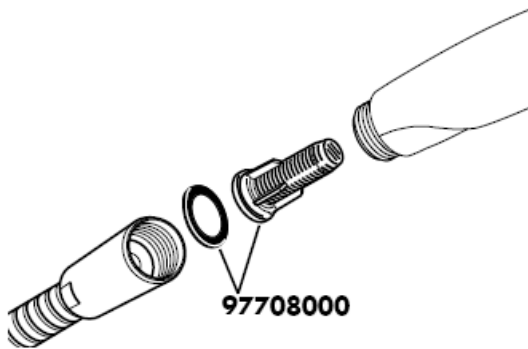
Tekniske data

Driftstrykk max. 0,6 MPa
 Anbefalt driftstrykk: 0,1 – 0,4 MPa
 (1 MPa = 10 bar = 147 PSI)
 Varmtvannstemperatur max. 60° C

| DVGW | P-IX | SVGW | ACS | NF | WRAS | KIWA |
|----------|------------------|------|-----|----|------|------|
| 28535000 | P-IX 18335/ID | X | X | | | X |
| 28536000 | P-IX 18336/ID | X | X | | | X |

Montasje

Den forhåndsmonterte filterinnsatsen skal brukes for å garantere hånddusjens standardgjennomstrømning og for å forhindre smussinnspylinger fra ledningsnett. Smussinnspylinger kan påvirke funksjonen negativt og/eller føre til skader på hånddusjens funksjonsdeler. Hansgrohe påtar seg inget ansvar for skader som resulteres av dette.



Croma 100 Vario




F.o.m. • er funksjonen garantert

Croma 100 Multi



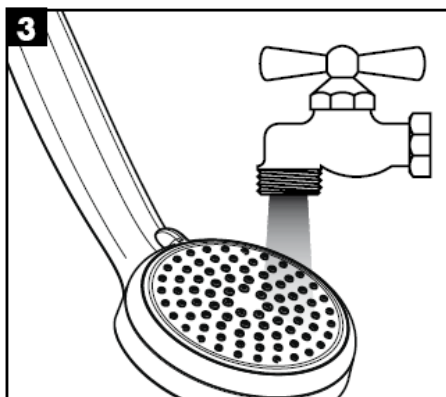
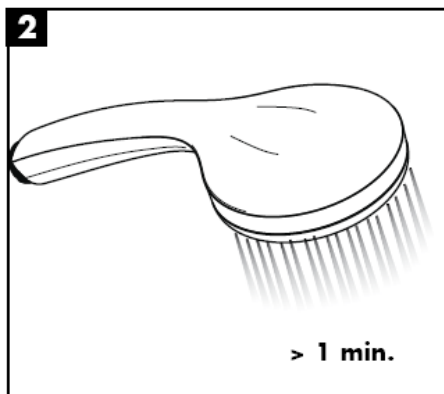
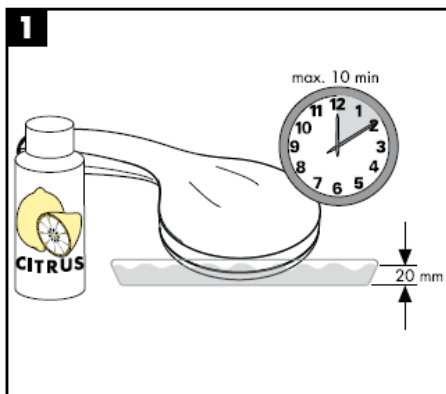
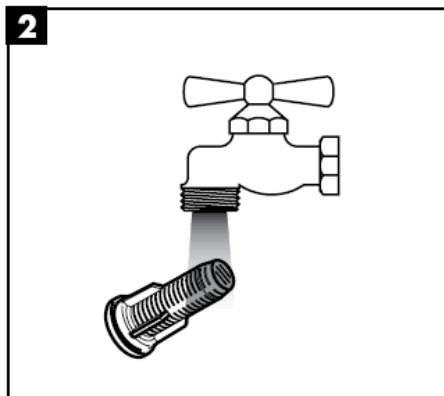
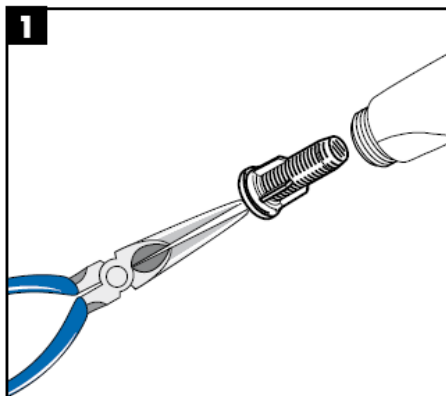
F.o.m. • er funksjonen garantert

Hånddusjen egner seg for bruk sammen med en gjennomstrømningsovner fra og med en ytelse på 21 kW og en minimum gjennomstrømning på 7l/min.



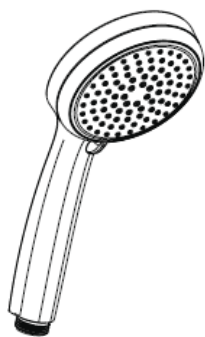
Simpelten ren: Ved å gnikke er det lett å fjerne kalk fra nuppene.

Rengjøring

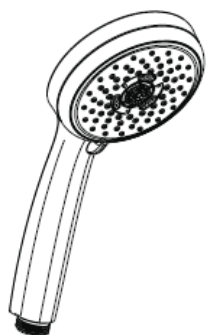


hansgrohe

РЪКОВОДСТВО ЗА МОНТАЖ




**Cromo 100
Vario**
28535000



**Cromo 100
Multi**
28536000

hansgrohe

Croma 100 Vario
28535000



Massage



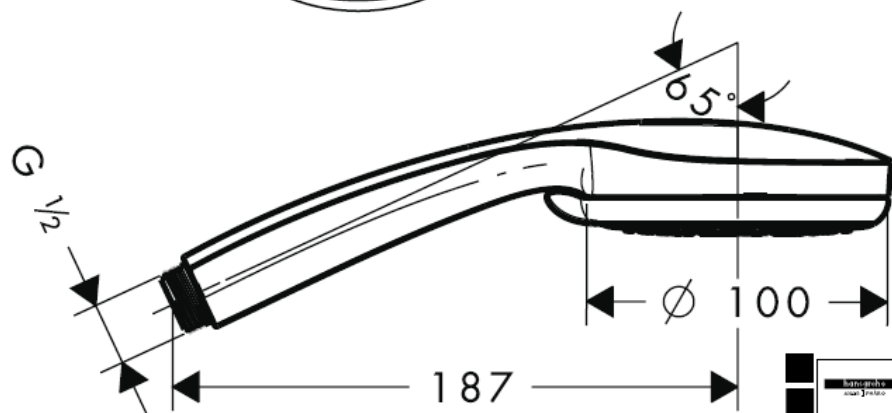
Shampoo



Normal

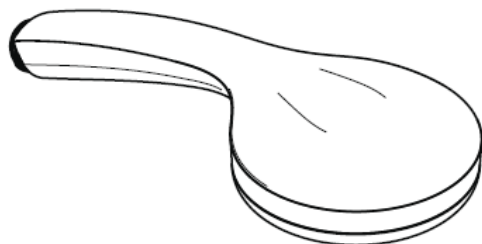


Rain



28535000

Croma 100 Multi
28536000



Rain



Mono



Massage



28536000

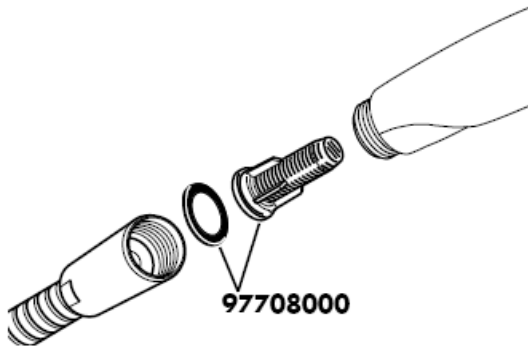
Технически данни

Работно налягане: max. 0,6 MPa
 Препоръчително работно налягане: 0,1 – 0,4 MPa
 (1 МПа = 10 bar = 147 PSI)
 Температура на горещата вода: max. 60° C

| | DVGW | P-IX | SVGW | ACS | NF | WRAS | KIWA |
|----------|------|------------------|------|-----|----|------|------|
| 28535000 | | P-IX 18335/ID | X | X | | | X |
| 28536000 | | P-IX 18336/ID | X | X | | | X |

Монтаж

Предварително монтираната филтърна вложка трябва да се използва, за да се осигури нормалния поток към ръчния разпръсквател и да се избегне натрупване на замърсявания от водопроводната мрежа. Натрупването на замърсявания може да наруши функцията и/или да доведе до увреждания на функционалните части на ръчния разпръсквател, Hansgrohe не носи отговорност за получените се по този начин щети



Croma 100 Vario



От • функцията е гарантирана.

Croma 100 Multi



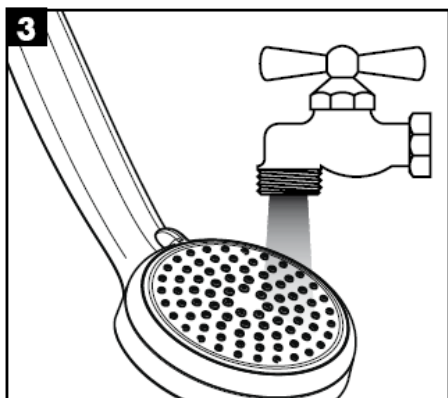
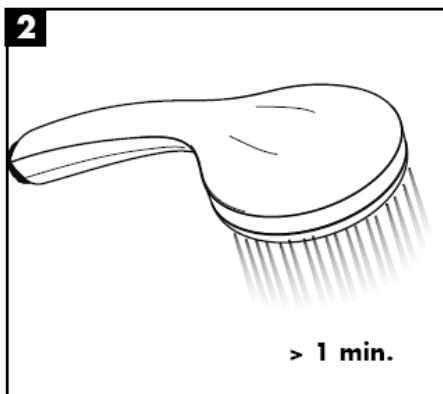
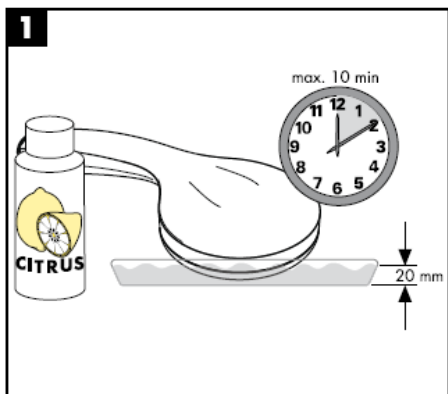
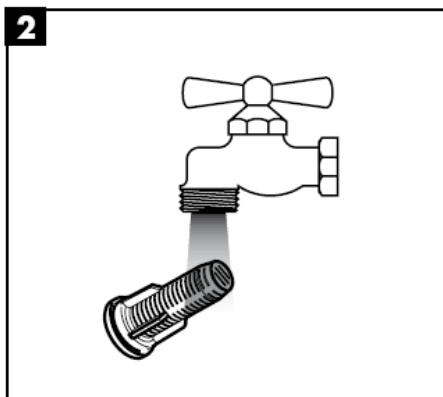
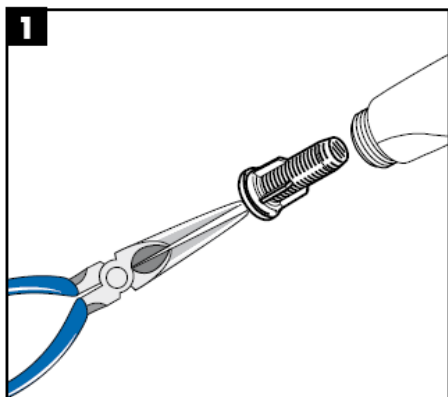
От • функцията е гарантирана.

Ръчният разпръсквател е подходящ за използване с проточни нагреватели с мощност от 21 kW нагоре и минимален поток от 7 л/мин.



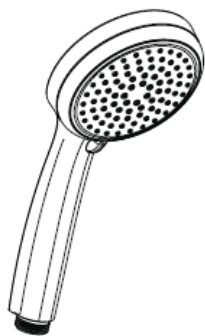
Просто чисто: Варовикът лесно може да се изтърси от удебеленията.

Почистване

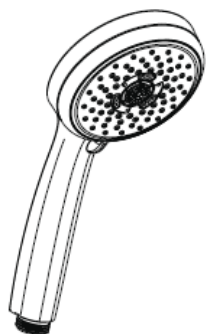


hansgrohe

Udhëzime rreth montimit



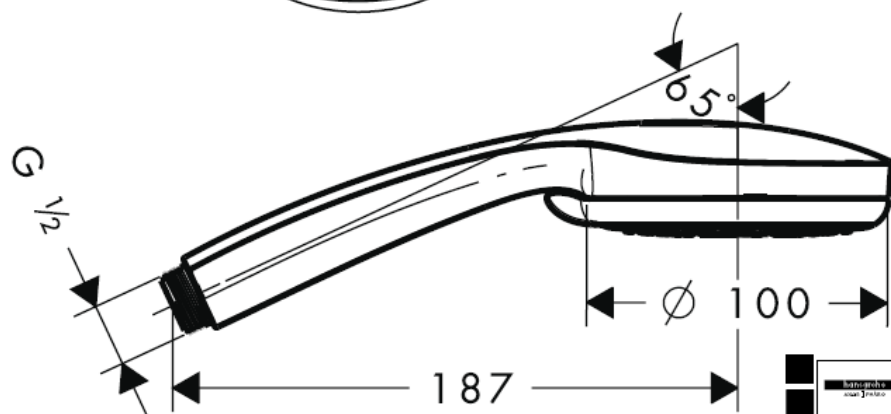

**Cromo 100
Vario**
28535000



**Cromo 100
Multi**
28536000

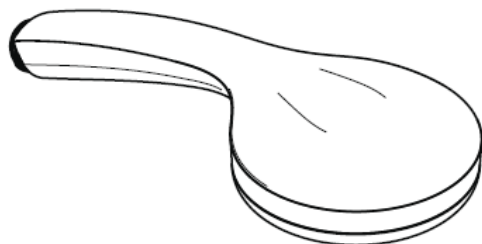
hansgrohe

Croma 100 Vario
28535000



28535000

Croma 100 Multi
28536000



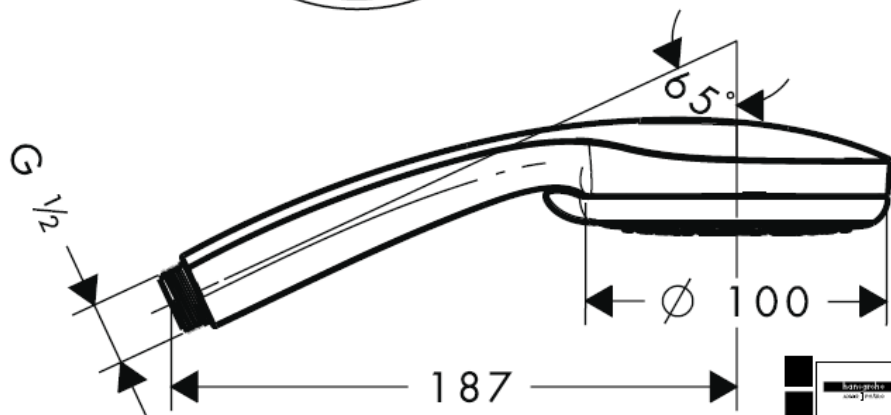
Rain



Mono



Massage



28536000

Shqib

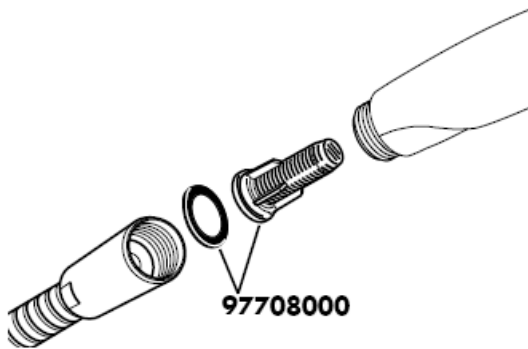
Të dhëna teknike

| | |
|---|---------------|
| Presioni gjatë punës | max. 0,6 MPa |
| Presioni i rekomanduar: (1 MPa = 10 bar = 147 PSI) | 0,1 – 0,4 MPa |
| Temperatura e ujit të ngrrohtë | max. 60° C |

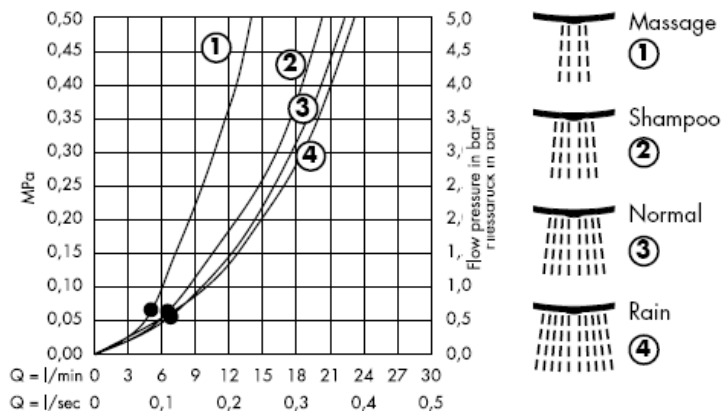
| DVGW | P-IX | SVGW | ACS | NF | WRAS | KIWA |
|----------|------------------|------|-----|----|------|------|
| 28535000 | P-IX 18335/ID | X | X | | | X |
| 28536000 | P-IX 18336/ID | X | X | | | X |

Montimi

Njësia e montuar e filtrit duhet përdorur për të garantuar një rendiment rrjedhjeje të spërkatëses së dorës në bazë të normës si dhe për të evituar thithjen e papastërtive nga rrjeti i ujësjellësit. Ndotjet mund të ndikojnë në mënyrë negative në dhe mund të dëmtojnë pjesët funksionale të spërkatëses së dorës. Hansgrohe nuk mban përgjegjësi për dëmet e shkaktuara në këtë mënyrë.



Croma 100 Vario




Nga • është i mundur funksioni.

Croma 100 Multi



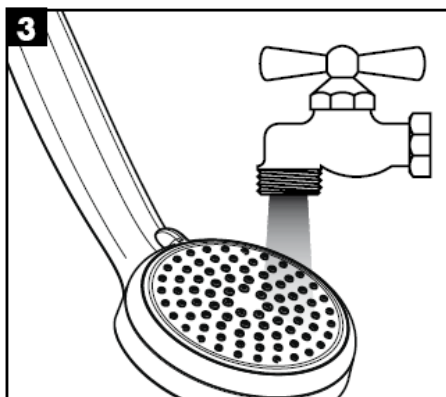
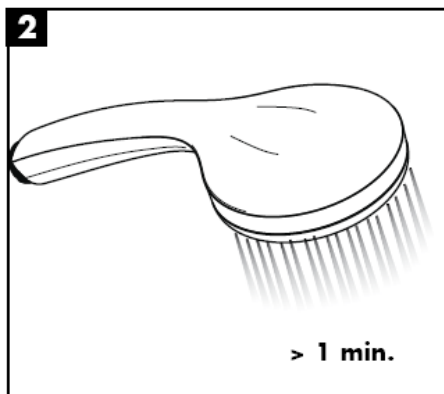
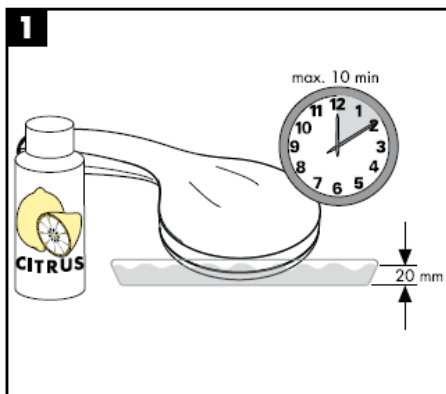
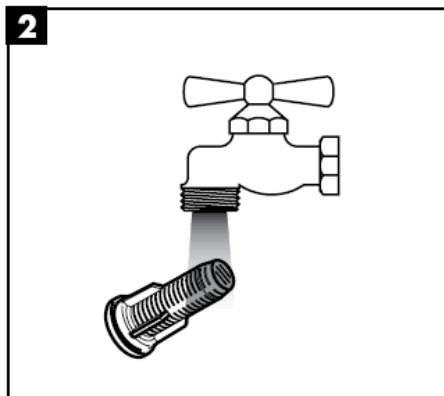
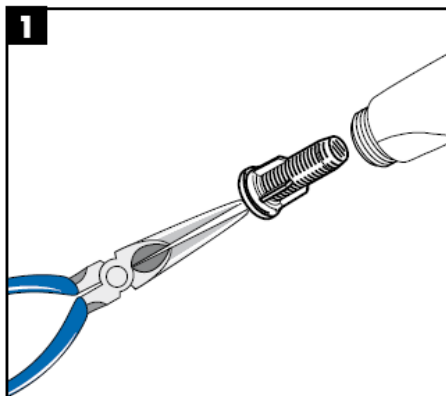
Nga • është i mundur funksioni.

Spërkatësja mund të përdoret në kombinim me ngrohës elektrik të ujit me kapacitet 21 kW e sipër dhe një rrjedhje minimale prej 7 l/min.



Thjesht dhe pastër. Mbetjet gëlqerore mund të hiqen me fërkim të lehtë.

Pastrimi



hansgrohe