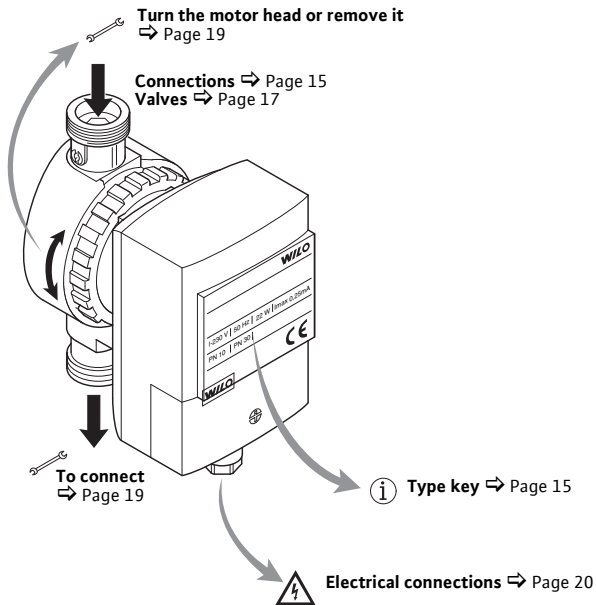



Wilo-Star-Z 15


- | | |
|--|---|
| D Einbau- und Betriebsanleitung | FIN Asennus- ja käyttöohje |
| GB Installation and operating instructions | DK Monterings- och skötselanvisning |
| F Notice de montage et de mise en service | H Beépítési és üzemeltetési utasítás |
| NL Inbouw- en bedieningsvoorschriften | PL Instrukcja montażu i obsługi |
| E Instrucciones de instalación y funcionamiento | CZ Návod k montáži a obsluze |
| I Istruzioni di montaggio, uso e manutenzione | RUS Инструкция по монтажу и эксплуатации |
| GR Οδηγίες εγκατάστασης και λειτουργίας | LV Instalēšanas un ekspluatācijas instrukcijas |
| S Monterings- och skötselanvisning | SK Návod na montáž a obsluhu |



 **Safety** ⇨ Page 13

 **Principle of operation** ⇨ Page 17

 **Installation** ⇨ Page 18

 **Fault** ⇨ Page 21

- About these instructions*
- Read through these instructions completely before attempting installation. Non-observance of the safety instructions can result in risk of injury to persons and damage to pump/unit.
 - When the installation work is complete, pass on the instructions to the end user.
 - Keep the instructions near the pump. They can be used as a reference if problems occur later.
 - We accept no liability for damage resulting from failure to follow these instructions.

Safety information The following safety information is very important:



Danger: Indicates a danger to life due to electrical voltage.



Warning: Indicates a possible danger to life or injury.



Caution: Indicates possible risks to the pump or other items.



NOTE : Highlights tips and information.

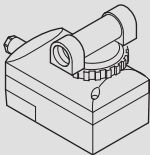
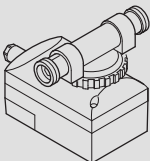
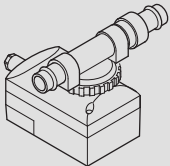
Qualification The pump may only be installed by qualified personnel. The power may only be connected by a qualified electrician.

- Regulations* The current version of the following regulations must be observed when installing the equipment:
- Accident prevention regulations
 - DVGW worksheet W551 (in Germany)
 - VDE 0370/part1
 - Other local regulations (e.g. IEC, VDE, etc.)
- Conversion, spares* The pump must not be technically modified or converted. Only use original spares.
- Transport* Unpack and check the pump and all accessories upon receipt. Report any damage in transit immediately.
Despatch the pump in the original packing only.
- Power supply* There is a danger of an electric shock when dealing with electricity. Therefore:
- switch off the power before working on the pump and make sure that it cannot be switched on again accidentally.
 - Do not kink or nip the power cable or let it come into contact with heat sources.
 - The pump has IP 42 drip-proof protection. Protect the pump against water spray. Do not immerse in water or other fluids.

3.1 Type key

Star-Z	Series: Standard drinking water circulation pump, glandless pump
15	Nominal width DN of the connecting pipe (mm) A = with shut-off valves C = with shut-off valves and ready to connect with plug clock timer
Press	with Viega crimped connection

3.2 Connections

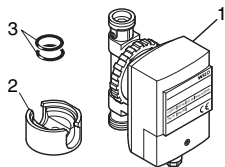
	Star-Z 15 Screwed connection: 20 (Rp1")
	Star-Z 15 A and Star-Z 15 C Screwed connection: 20 (Rp1") and shut-off valves
	Star-Z 15 APress Viega crimped connection \varnothing 15

3.3 Data

	Star-Z 15 A and Star-Z 15 C	Star-Z 15 A Press
Mains voltage	1 ~ 230 V / 50 Hz	
Protection class	IP 42	
Nominal width of connecting pipes	R 1/2	Ø 15mm
Fitting length	84 mm (type A 138 mm)	166 mm
Maximum permissible operating pressure	10 bar	
Permitted fluid tempera- ture range	20°C to 65°C, in short-term operation up to 2 hours: 70°C	

See name plate or Wilo catalogue for further information

3.4 Scope of delivery



- 1 Pump
- 2 Thermal insulation shell
- 3 Sealing rings
- 4 Installation and operating instructions (not illustrated)

4.1 Application

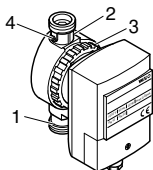
The pump is intended for pumping drinking or process water in a circulation system.

4.2 Functions


Timing function The Star-Z 15 C version also has a cable connection with plug clock timer ⇨ Page 20.

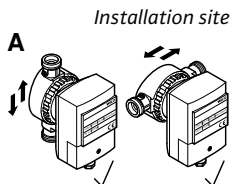
Valves The Star-Z 15 C, Star-Z 15 A and Star-Z 15 A Press versions are equipped with a non-return valve (1) on the discharge side and with a stop valve (2) on the intake side.

To replace the motor head (3, it is sufficient to close the stop valve at rotating slot (4). The motor head can then be simply unscrewed ⇨ Page 19.




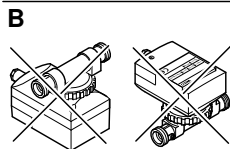
5.1 Mechanical installation


 **Danger:** Before starting work, make sure that the pump has been disconnected from the power supply.



Provide a weatherproof, frost-free, dust-free and well-ventilated room for the installation. Choose an installation site that is easily accessible.

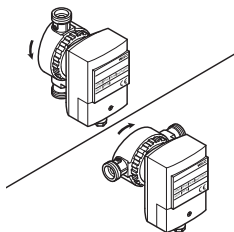
 **Caution:** Dirt can cause pump failure. Flush the pipe system before installation.



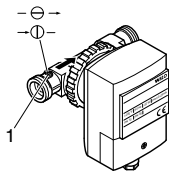
 **NOTE:** In the case of the Star-Z 15 C, Star-Z 15 A and Star-Z 15 APress versions, the stop valve and non-return valve are pre-installed. In the case of the Star-Z 15 version, these valves have to be installed.

1. Prepare the installation site so that the pump can be installed without being exposed to mechanical stresses.
2. Choose the right installation position – only as shown in (Fig. A).
The arrow on the back of the housing indicates the direction of flow.

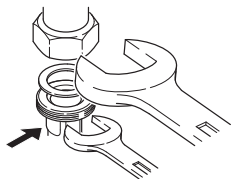
Turn the motor head
or remove it



Open the stop valve



To connect



3. Release the cap nut – unscrew it completely if necessary.

⚠ Caution: Do not damage the housing seal. Replace damaged seals.

4. Turn the motor head so that the cable screw connection points downwards.

⚠ Caution: If the position is wrong, water can penetrate and destroy the pump.

5. Tighten the cap nut again.

6. Turn slot (1) with a screwdriver so that it is parallel to the direction of flow (only in the case of the Star-Z 15 C, Star-Z 15 A and Star-Z 15 A Press versions).

i NOTE: To close, turn the slot so that it is across the direction of flow.

7. Fit the thermal insulation shell.

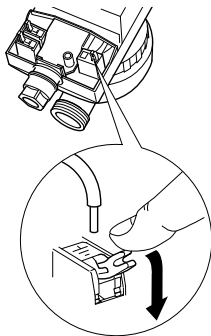
8. Connect the pipework.

⚠ Caution: In the case of the versions with check valve and non-return valve, these are already pre-assembled with a tightening torque of 15 Nm (hand-tight). If the tightening torque is too high, this will destroy the valve screw connection and the O-ring.

When installing the valve, use a wrench to prevent it from turning!

In the case of the Star-Z 15 A Press version, only use Viega pressure clamps. Other pressure clamps would destroy the pump.

5.2 Electrical connections



Danger: Only a qualified electrician is allowed to work on the electrical connection. Before making the connection, make sure that the connecting cable is dead.

1. Install a permanent connecting cable with at 5–8 mm outside diameter with plug device or all-pole switch (with at least 3 mm contact opening width).
2. Open the connection box.
3. Guide the connecting cable through the cable connection and strip approximately 5 mm.
4. Secure the cores with the cable clips:
L phase, N neutral, ⊕ earth.
5. Tighten the cable connection firmly.
6. Close the connection box.

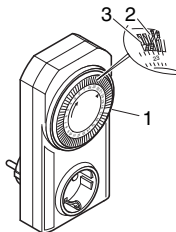
5.3 Filling and ventilation

1. Fill the system.
2. The pump rotor space vents automatically after a short time in operation. The pump will not be damaged if it runs dry briefly.

5.4 Set the time

The timer of the Star-Z 15 C versions can be set as follows:

1. Turn the time selection wheel (1) in the direction of the arrow to set the current time.
2. Switch the timer on (2) and off (3) on the time selection wheel as required.



To clean Clean the outside of the pump with a lightly moistened cloth only. Do not use detergents.

To replace the motor head



Warning: When removing the motor head or pump, hot fluid may spurt out under high pressure. Allow the pump to cool down before-hand.

Close the stop valves before removing the pump
⇒ Page 19.

Replacing the motor head ⇒ Page 19.

Order the service motor from the trade.

Fault	Cause	Remedy
Pump does not start.	Interruption in the power supply, short-circuit or defective fuses.	Have the power supply checked by a qualified electrician.
	Timing function has switched off automatically (Star-Z 15 C version only).	Check the plug clock timer setting.
	Motor is blocked, e.g. through deposits from the water mains.	Have the pump removed by a qualified person ⇒ Page 19.
Pump makes noises.	Motor scraping, e.g. through deposits from the water mains	Check that the impeller can move by turning it and rinse out the dirt that has accumulated.
	Running dry, too little water.	Check the shut-off valves, they must be fully open.



NOTE :if you cannot remedy the fault, contact the trade.

D **EG – Konformitätserklärung**
GB **EC – Declaration of conformity**
F **Déclaration de conformité CEE**

Hiermit erklären wir, dass die Bauarten der Baureihe : **Star-Z 15**

Herewith, we declare that this product:

Par le présent, nous déclarons que cet agrégat :

in der gelieferten Ausführung folgenden einschlägigen Bestimmungen entspricht:
in its delivered state complies with the following relevant provisions:
est conforme aux dispositions suivants dont il relève:

Elektromagnetische Verträglichkeit – Richtlinie
Electromagnetic compatibility – directive
Compatibilité électromagnétique– directive

89/336/EWG

i.d.F./ as amended/ avec les amendements suivants:

91/263/EWG

92/31/EWG

93/68/EWG

Niederspannungsrichtlinie
Low voltage directive
Direction basse-tension

73/23/EWG

i.d.F./ as amended/ avec les amendements suivants :

93/68/EWG

Angewendete harmonisierte Normen, insbesondere:
Applied harmonized standards, in particular:
Normes harmonisées, notamment:

EN 60335-2-51,

EN 61000-3-2,

EN 61000-3-3,

EN 61000-6-2,

EN 61000-6-4.

Dortmund, 08.12.2004





Erwin Prieß
Quality Manager



WILO AG
Nortkirchenstraße 100

44263 Dortmund

<p>NL EG-verklaring van overeenstemming Hiermede verklaren wij dat dit aggregaat in de geleverde uitvoering voldoet aan de volgende bepalingen:</p> <p>Elektromagnetische compatibiliteit 89/336/EEG als vervolg op 91/263/EEG, 92/31/EEG, 93/68/EEG</p> <p>EG-laagspanningsrichtlijn 73/23/EEG als vervolg op 93/68/EEG</p> <p>Gebruikte geharmoniseerde normen, in het bijzonder: 1)</p>	<p>I Dichiarazione di conformità CE Con la presente si dichiara che i presenti prodotti sono conformi alle seguenti disposizioni e direttive rilevanti:</p> <p>Compatibilità elettromagnetica 89/336/CEE e seguenti modifiche 91/263/CEE, 92/31/CEE, 93/68/CEE</p> <p>Direttiva bassa tensione 73/23/CEE e seguenti modifiche 93/68/CEE</p> <p>Norme armonizzate applicate, in particolare: 1)</p>	<p>E Declaración de conformidad CE Por la presente declaramos la conformidad del producto en su estado de suministro con las disposiciones pertinentes siguientes:</p> <p>Directiva sobre compatibilidad electromagnética 89/336/CEE modificada por 91/263/CEE, 92/31/CEE, 93/68/CEE</p> <p>Directiva sobre equipos de baja tensión 73/23/CEE modificada por 93/68/CEE</p> <p>Normas armonizadas adoptadas, especialmente: 1)</p>
<p>P Declaração de Conformidade CE Pela presente, declaramos que esta unidade no seu estado original, está conforme os seguintes requisitos:</p> <p>Compatibilidade electromagnética 89/336/CEE com os aditamentos seguintes 91/263/CEE, 92/31/CEE, 93/68/CEE</p> <p>Directiva de baixa voltagem 73/23/CEE com os aditamentos seguintes 93/68/CEE</p> <p>Normas harmonizadas aplicadas, especialmente: 1)</p>	<p>S CE- försäkrän Härmed förklarar vi att denna maskin i levererat utförande motsvarar följande tillämpliga bestämmelser:</p> <p>EG-Elektromagnetisk kompatibilitet – riktlinje 89/336/EEG med följande ändringar 91/263/EEG, 92/31/EEG, 93/68/EEG</p> <p>EG-Lågspänningsdirektiv 73/23/EEG med följande ändringar 93/68/EEG</p> <p>Tillämpade harmoniserade normer, i synnerhet: 1)</p>	<p>N EU-Overensstemmelseserklæring Vi erklærer hermed at denne enheten i utførelse som levert er i overensstemmelse med følgende relevante bestemmelser:</p> <p>EG-EMV-Elektromagnetisk kompatibilitet 89/336/EEG med senere tilføyelser: 91/263/EEG, 92/31/EEG, 93/68/EEG</p> <p>EG-Lavspenningsdirektiv 73/23/EEG med senere tilføyelser: 93/68/EEG</p> <p>Anvendte harmoniserte standarder, særlig: 1)</p>
<p>FIN CE-standardinmukaissuusekste Ilmoittamme täten, että tämä laite vastaa seuraavia asiaankuuluvia määräyksiä:</p> <p>Sähkömagneettinen soveltuvuus 89/336/EEG seuraavien täsmennyksin 91/263/EEG 92/31/EEG, 93/68/EEG</p> <p>Matalajännitteen direktiivit: 73/23/EEG seuraavien täsmennyksin 93/68/EEG</p> <p>Käytetyt yhteensovitetut standardit, erityisesti: 1)</p>	<p>DK EF-overensstemmelseserklæring Vi erklærer hermed, at denne enhed ved levering overholder følgende relevante bestemmelser:</p> <p>Elektromagnetisk kompatibilitet: 89/336/EEG, følgende 91/263/EEG, 92/31/EEG, 93/68/EEG</p> <p>Lavvolts-direktiv 73/23/EEG følgende 93/68/EEG</p> <p>Anvendte harmoniserede standarder, særligt: 1)</p>	<p>H AK. Azonossági nyilatkozat Ezennel kijelentjük, hogy az berendezés az alábbiaknak felel meg:</p> <p>Elektromágneses zavarás/tűrés: 89/336/EEG és az azt kiegészítő 91/263/EEG, 92/31/EEG, 93/68/EEG</p> <p>Kisfeszültségű berendezések irány-Elve: 73/23/EEG és az azt kiegészítő 93/68/EEG</p> <p>Felhasznált harmonizált szabványok, különösen: 1)</p>
<p>CZ Prohlášení o shodě EU Prohlašujeme tímto, že tento agregát v dodaném provedení odpovídá následujícím příslušným ustanovením:</p> <p>Směrnícím EU-EMV 89/336/EEG v sledu 91/263/EEG, 92/31/EEG, 93/68/EEG</p> <p>Směrnícím EU-nízké napětí 73/23/EEG v sledu 93/68/EEG</p> <p>Použité harmonizační normy, zejména: 1)</p>	<p>PL Deklaracja Zgodności CE Niniejszym deklarujemy z pełną odpowiedzialnością że dostarczony wyrób jest zgodny z następującymi dokumentami:</p> <p>Odpowiedniość elektromagnetyczna 89/336/EEG ze zmianą 91/263/EEG, 92/31/EEG, 93/68/EEG</p> <p>Normie niskich napięć 73/23/EEG ze zmianą 93/68/EEG</p> <p>Wyroby są zgodne ze szczegółowymi normami zharmonizowanymi: 1)</p>	<p>RUS Декларация о соответствии Европейским нормам Настоящим документом заявляем, что данный агрегат в его объеме поставки соответствует следующим нормативным документам:</p> <p>Электромагнитная устойчивость 89/336/EEG с поправками 91/263/EEG, 92/31/EEG, 93/68/EEG</p> <p>Директивы по низковольтному напряжению 73/23/EEG с поправками 93/68/EEG</p> <p>Используемые согласованные стандарты и нормы, в частности: 1)</p>
<p>GR Δήλωση προσαρμογής της Ε.Ε. Δηλώνουμε ότι το προϊόν αυτό σ' αυτή την κατάσταση παράδοσης ικανοποιεί τις ακόλουθες διατάξεις:</p> <p>Ηλεκτρομαγνητική συμβατότητα ΕΓ-89/336/ΕΕΓ όπως τροποποιήθηκε 91/263/ΕΕΓ 92/31/ΕΕΓ, 93/68/ΕΕΓ</p> <p>Οδηγία χαμηλής τάσης ΕΓ-73/23/ΕΕΓ όπως τροποποιήθηκε 93/68/ΕΕΓ</p> <p>Εναρμονισμένα χρησιμοποιούμενα πρότυπα, ιδιαίτερα: 1)</p>	<p>TR EC Uygunluk Teyid Belgesi Bu cihazın teslim edildiği şekliyle aşağıdaki standartlara uygun olduğunu teyid ederiz:</p> <p>Elektromanyetik Uyumluluk 89/336/EEG ve takip eden. 91/263/EEG, 92/31/EEG, 93/68/EEG</p> <p>Açık gerilim direktifi 73/23/EEG ve takip eden. 93/68/EEG</p> <p>Kisimen kullanılan standartlar: 1)</p>	<p>1) EN 60335-2-51, EN 61000-3-2, EN 61000-3-3, EN 61000-6-2, EN 61000-6-4.</p>
<div style="text-align: center;">  Erwin Prieß Quality Manager </div> <div style="text-align: right; margin-top: 20px;">  WILO AG Nortkirchenstraße 100 44263 Dortmund </div>		

WILO

WILO AG
 Nortkirchenstraße 100
 44263 Dortmund
 Germany
 T +49 231 4102-0
 F +49 231 4102-7363
 www.wilo.com

Wilo – International (Subsidiaries)

Argentina

WILO SALMSON
 Argentina S.A.
 C1270ABE Ciudad
 Autónoma de Buenos Aires
 T +54 11 43015955
 info@salmon.com.ar

Austria

WILO Handelsges. m.b.H.
 1230 Wien
 T +43 5 07507-0
 office@wilo.at

Azerbaijan

WILO Caspian LLC
 1065 Baku
 T +994 12 5962372
 info@wilo.az

Belarus

WILO Bel OOO
 220035 Minsk
 T +375 17 2503393
 wilobel@wilo.by

Belgium

WILO SA/NV
 1083 Ganshoren
 T +32 2 4823333
 info@wilo.be

Bulgaria

WILO Bulgaria Ltd.
 1125 Sofia
 T +359 2 9701970
 info@wilo.bg

Canada

WILO Canada Inc.
 Calgary, Alberta T2A 5L4
 T +1 403 2769456
 bill.lowe@wilo-na.com

China

WILO China Ltd.
 101300 Beijing
 T +86 10 80493900
 wiloobj@wilo.com.cn

Croatia

WILO Hrvatska d.o.o.
 10090 Zagreb
 T +38 51 3430914
 wilo-hrvatska@wilo.hr

Czech Republic

WILO Praha s.r.o.
 25101 Cestlice
 T +420 234 0987711
 info@wilo.cz

Denmark

WILO Danmark A/S
 2690 Karlslunde
 T +45 70 253312
 wilo@wilo.dk

Estonia

WILO Eestis OÜ
 12618 Tallinn
 T +372 6509780
 info@wilo.ee

Finland

WILO Finland OY
 02330 Espoo
 T +358 207401540
 wilo@wilo.fi

France

WILO S.A.S.
 78390 Bois d'Arcy
 T +33 1 30050930
 info@wilo.fr

Great Britain

WILO (U.K.) Ltd.
 DE14 2WJ Burton-
 Upon-Trent
 T +44 1283 523000
 wilo@wilo.co.uk

Greece

WILO Hellas AG
 14569 Anixi (Attika)
 T +302 10 6248300
 wilo.info@wilo.gr

Hungary

WILO Magyarországi Kft
 2045 Törökbalint
 (Budapest)
 T +36 23 889500
 wilo@wilo.hu

Ireland

WILO Engineering Ltd.
 Limerick
 T +353 61 227566
 sales@wilo.ie

Italy

WILO Italia s.r.l.
 20068 Peschiera Borromeo
 (Milano)
 T +39 25538351
 wilo.italia@wilo.it

Kazakhstan

WILO Central Asia
 050002 Almaty
 T +7 3272 785961
 in.pak@wilo.kz

Korea

WILO Pumps Ltd.
 621-807 Gimhae
 Gyeongnam
 T +82 55 3405800
 wilo@wilo.co.kr

Latvia

WILO Baltic SIA
 1019 Riga
 T +371 7 145229
 mail@wilo.lv

Lebanon

WILO SALMSON
 Lebanon
 12022030 El Metn
 T +961 4 722280
 wsl@cyberia.net.lb

Lithuania

WILO Lietuva UAB
 03202 Vilnius
 T +370 5 2136495
 mail@wilo.lt

The Netherlands

WILO Nederland b.v.
 1948 RC Beverwijk
 T +31 251 220844
 info@wilo.nl

Norway

WILO Norge AS
 0901 Oslo
 T +47 22 804570
 wilo@wilo.no

Poland

WILO Polska Sp. z o.o.
 05-090 Raszyn
 T +48 22 7026161
 wilo@wilo.pl

Portugal

Bombas Wilo-Salmson
 Portugal Lda.
 4050-040 Porto
 T +351 22 2080350
 bombas@wilo.pt

Romania

WILO Romania s.r.l.
 077040 Com. Chiajna
 Jud. Ilfov
 T +40 21 3170164
 wilo@wilo.ro

Russia

WILO Rus ooo
 123592 Moscow
 T +7 495 7810690
 wilo@orc.ru

Saudi Arabia

WILO ME - Riyadh
 Riyadh 11465
 T +966 1 4624430
 wshoula@watanianind.com

Serbia and Montenegro

WILO Beograd d.o.o.
 11000 Beograd
 T +381 11 2850242
 office@wilo.co.yu

Slovakia

WILO Slovakia s.r.o.
 82008 Bratislava 28
 T +421 2 45520122
 wilo@wilo.sk

Slovenia

WILO Adriatic d.o.o.
 1000 Ljubljana
 T +386 1 5838130
 wilo.adriatic@wilo.si

South Africa

Salmson South Africa
 1610 Edenvale
 T +27 11 6082780
 errol.cornelius@
 salmson.co.za

Spain

WILO Ibérica S.A.
 28806 Alcalá de Henares
 (Madrid)
 T +34 91 8797100
 wilo.iberica@wilo.es

Sweden

WILO Sverige AB
 35246 Växjö
 T +46 470 727600
 wilo@wilo.se

Switzerland

EMB Pumpen AG
 4310 Rheinfelden
 T +41 61 8368020
 info@emb-pumpen.ch

Taiwan

WILO-EMU Taiwan Co. Ltd.
 110 Taipei
 T +886 227 391655
 nelson.wu@
 wiloemutaiwan.com.tw

Turkey

WILO Pompa Sistemleri
 San. ve Tic. A.Ş.
 34530 Istanbul
 T +90 216 6610211
 wilo@wilo.com.tr

Ukraine

WILO Ukraina t.o.w.
 01033 Kiev
 T +38 044 2011870
 wilo@wilo.ua

Vietnam

Pompe Salmson Vietnam
 Ho Chi Minh-Ville Vietnam
 T +84 8 8109975
 nkgm@salmson.com.vn

United Arab Emirates

WILO ME - Dubai
 Dubai
 T +971 4 3453633
 info@wilo.com.sa

USA

WILO-EMU USA LLC
 Thomasville,
 Georgia 31792
 T +1 229 5840097
 info@wilo-emu.com

USA

WILO USA LLC
 Melrose Park, Illinois 60160
 T +1 708 3389456
 mike.easterley@
 wilo-na.com

Wilo – International (Representation offices)

Algeria

Bad Ezouar, Dar El Beida
 T +213 21 247979
 chabane.hamdad@
 salmson.fr

Armenia

375001 Yerevan
 T +374 10 544336
 info@wilo.am

Bosnia and Herzegovina

71000 Sarajevo
 T +387 33 714510
 zeljko.cvetkovic@wilo.ba

Georgia

0177 Tbilisi
 T +995 32317813
 info@wilo.ge

Macedonia

1000 Skopje
 T +389 2 3122058
 valerij.vojneski@wilo.com.mk

Moldova

2012 Chisinau
 T +373 2 223501
 sergiu.zagurean@wilo.md

Rep. Mongolia

Ulaanbaatar
 T +976 11 314843
 wilo@magicnet.mn

Tajikistan

734025 Dushanbe
 T +992 37 2232908
 farhod.rahimov@wilo.tj

Turkmenistan

744000 Ashgabat
 T +993 12 345838
 wilo@wilo-tm.info

Uzbekistan

700046 Taschkent
 sergej.arakelov@wilo.uz

January 2008

Wilo-Vertriebsbüros

G1 Nord

WILO AG
Vertriebsbüro Hamburg
Beim Strohhause 27
20097 Hamburg
T 040 5559490
F 040 5559494
hamburg.anfragen@wilo.de

G3 Sachsen/Thüringen

WILO AG
Vertriebsbüro Dresden
Frankenring 8
01723 Kesselsdorf
T 035204 7050
F 035204 70570
dresden.anfragen@wilo.de

G5 Südwest

WILO AG
Vertriebsbüro Stuttgart
Hertichstraße 10
71229 Leonberg
T 07152 94710
F 07152 947141
stuttgart.anfragen@wilo.de

G7 West

WILO AG
Vertriebsbüro Düsseldorf
Westring 19
40721 Hilden
T 02103 90920
F 02103 909215
duesseldorf.anfragen@wilo.de

G2 Ost

WILO AG
Vertriebsbüro Berlin
Juliusstraße 52-53
12051 Berlin-Neukölln
T 030 6289370
F 030 62893770
berlin.anfragen@wilo.de

G4 Südost

WILO AG
Vertriebsbüro München
Landshuter Straße 20
85716 Unterschleißheim
T 089 4200090
F 089 42000944
muenchen.anfragen@wilo.de

G6 Rhein-Main

WILO AG
Vertriebsbüro Frankfurt
An den drei Hasen 31
61440 Oberursel/Ts.
T 06171 70460
F 06171 704665
frankfurt.anfragen@wilo.de

Kompetenz-Team Gebäudetechnik

WILO AG
Nortkirchenstraße 100
44263 Dortmund
T 0231 4102-7516
T 01805 R-U-F-W-I-L-O*
7*8*3*9*4*5*6
F 0231 4102-7666

Erreichbar Mo-Fr von 7-18 Uhr.

- Antworten auf
 - Produkt- und Anwendungsfragen
 - Liefertermine und Lieferzeiten
- Informationen über Ansprechpartner vor Ort
- Versand von Informationsunterlagen

- * 14 Cent pro Minute aus dem deutschen Festnetz der T-Com. Bei Anrufen aus Mobilfunknetzen sind Preisabweichungen möglich.

Kompetenz-Team Kommune Bau + Bergbau

WILO EMU GmbH
Heimgartenstraße 1
95030 Hof
T 09281 974-550
F 09281 974-551

Werkkundendienst Gebäudetechnik Kommune Bau + Bergbau Industrie

WILO AG
Nortkirchenstraße 100
44263 Dortmund
T 0231 4102-7900
T 01805 W-I-L-O-K-D*
9*4*5*6*5*3
F 0231 4102-7126Erreichbar Mo-Fr von
7-17 Uhr.
Wochenende und feier-
tags 9-14 Uhr elektro-
nische Bereitschaft mit
Rückruf-Garantie!

- Kundendienst-
Anforderung
- Werksreparaturen
- Ersatzteillfragen
- Inbetriebnahme
- Inspektion
- Technische Service-
Beratung
- Qualitätsanalyse

Wilo-International

Österreich

Zentrale Wien:
WILO Handelsgesellschaft
mbH
Eitnergasse 13
1230 Wien
T +43 5 07507-0
F +43 5 07507-15Vertriebsbüro Salzburg:
Gnigler Straße 56
5020 Salzburg
T +43 5 07507-13
F +43 5 07507-15Vertriebsbüro
Oberösterreich:
Trattnachalstraße 7
4710 Grieskirchen
T +43 5 07507-26
F +43 5 07507-15

Schweiz

EMB Pumpen AG
Gerstenweg 7
4310 Rheinfelden
T +41 61 8368020
F +41 61 8368021

Standorte weiterer Tochtergesellschaften

Argentinien, Aserbaidschan,
Belarus, Belgien, Bulgarien,
China, Dänemark, Estland,
Finnland, Frankreich,
Griechenland, Groß-
britannien, Irland, Italien,
Kanada, Kasachstan, Korea,
Kroatien, Lettland, Libanon,
Litauen, Niederlande,
Norwegen, Polen, Portugal,
Rumänien, Russland, Saudi-
Arabien, Schweden, Serbien
und Montenegro, Slowakei,
Slowenien, Spanien, Süd-
afrika, Taiwan, Tschechien,
Türkei, Ukraine, Ungarn,
Vereinigte Arabische
Emirate, Vietnam, USADie Adressen finden Sie
unter www.wilo.de oder
www.wilo.com.

Stand Januar 2008