

Data Sheet

VHX Valve Sets with RAX Thermostatic Sensor for Designer Radiators & Bathroom Towel Rails

Application



VHX floor connection



VHX wall connection

The VHX-sets are specially designed for towel rails and designer radiators with '50 mm bottom connection' and ½" connection to the radiator.

The VHX-sets include a RAX thermostatic sensor for room temperature regulation.

The sets provides the perfect finishing touch for towel rails. The aesthetically pleasing and compact design allows the sensor to be mounted underneath the towel rail, parallel with the wall.

VHX valves controls the return flow from the radiator and have several features:

- free choice of left/right mounting direction
- available in versions for floor or wall connection
- built-in shut-off function
- two different surfaces matching most radiator

In order to avoid deposition and corrosion the composition of the hot water must be in accordance with the VDI 2035.

Quality

All Danfoss radiator thermostats are manufactured in factories, assessed and certified by BVC (Bureau Veritas Certification) against ISO 9001 and ISO 14001.

Ordering

VHX set

Description	Colour	Code no. Straight	Code no. Angle
VHX-DUO valve set, with RAX room sensor	Chrome	013G4276	013G4279
	RAL 9016	013G4278	013G4281
VHX-MONO valve set, with RAX room sensor	Chrome	013G4282	013G4285
	RAL 9016	013G4284	013G4287

Data Sheet

VHX Valve Sets with RAX Thermostatic Sensor

Compression Fittings

Description	Size	Code no. Nickel plated	Code no. Chrome plated
For steel and copper tubes	10 mm	013G4110	013G4192
	12 mm	013G4112	013G4193
	14 mm	013G4114	013G4194
	15 mm	013G4115	013G4195
	16 mm	013G4116	013G4196
For AluPex tubes	14 x 2 mm	013G4174	-
	16 x 2 mm	013G4176	013G4200
For Pex tubes	12 x 1.1 mm	013G4143	-
	12 x 2 mm	013G4142	-
	14 x 2 mm	013G4144	-
	15 x 2.5 mm	013G4147	013G4199
	16 x 2 mm	-	013G4198

Accessories

Product	Code no.
Adapter for electric heating element	013G4166
O-ring service set for VHX MONO angle valve and VHX DUO angle valve ¹⁾	013G4179
O-ring service set for VHX DUO straight valve	013G4180
O-ring service set for VHX MONO straight valve	013G4181

¹⁾ Complete O-ring replacement of VHX DUO angle valve requires 2 x 013G4179.

Technical data

Type	Connection		k _v -values [m ³ /h] with RAX sensor at setting ¹⁾								(k _{vs})	
	Radiator	System	1	2	3	4	5	6	7	N	N	N
VHX-DUO	G½A	G½	0.12	0.15	0.20	0.25	0.30	0.36	0.42	0.49	0.56	
VHX-MONO	G½A	G½	0.12	0.15	0.20	0.25	0.30	0.34	0.38	0.40	0.45	

Max. working pressure: 10 bar

Max. differential pressure²⁾: 0,6 bar

Test pressure: 16 bar

Max. flow temperature: 120 °C

¹⁾ The k_v-value indicates the water flow (Q) in m³/h at a pressure drop (Δp) across the valve of 1 bar;

$$k_v = \frac{Q}{\sqrt{\Delta p}}$$

At setting N the k_v-value is stated according to EN 215, at X_p = 2K i.e. the valve is closed at 2°C higher room temperature. At lower settings the X_p value is reduced to 0.5K of the setting value 1.

The k_{vs}-value states the flow Q at a maximum lift, i.e. at fully open valve at setting N.

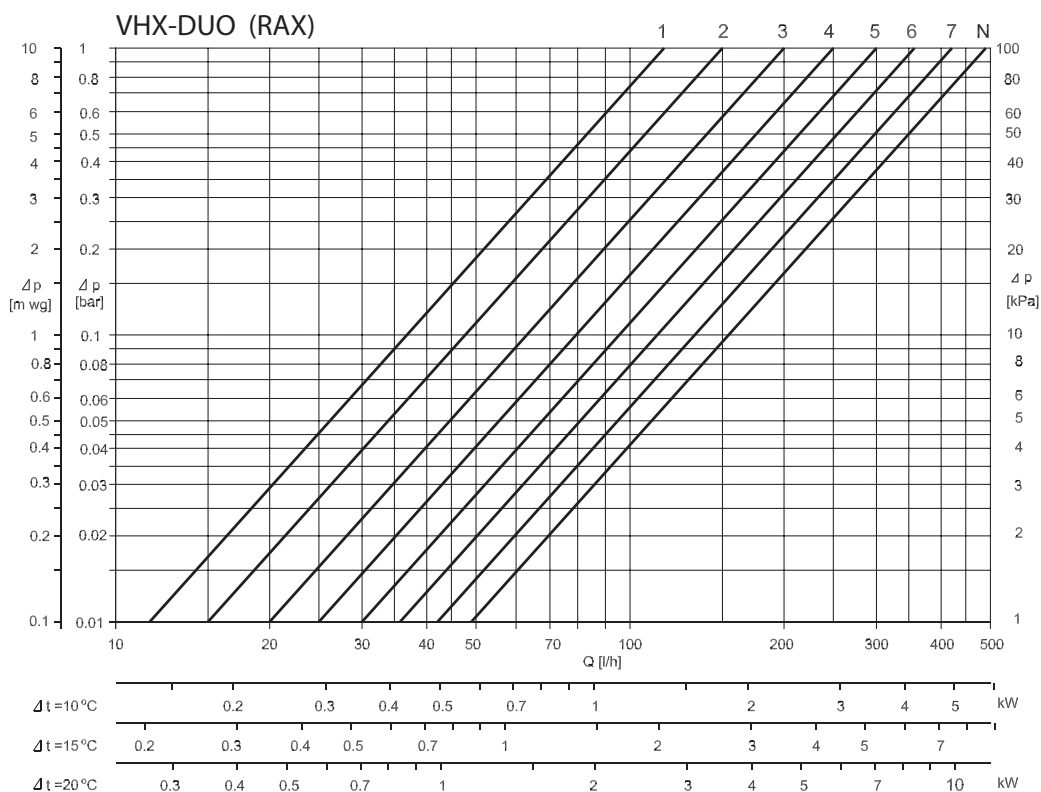
²⁾ The maximum differential pressure specified is the maximum pressure at which the valves give satisfactory regulation. As with any device which imposes a pressure drop in the system, noise may occur under certain flow/pressure conditions. The differential pressure can be reduced by the use of the Danfoss differential pressure regulators.

Data Sheet

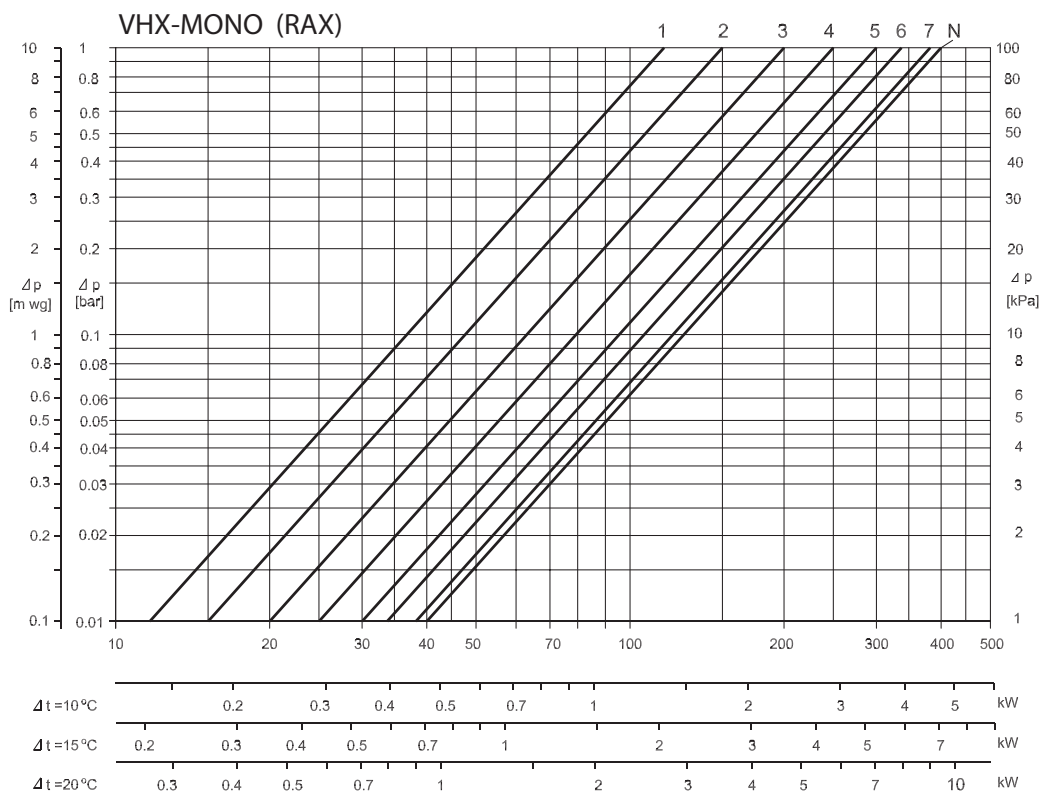
VHX Valve Sets with RAX Thermostatic Sensor

Capacities

VHX-DUO (pre-setting)



VHX-MONO (pre-setting)



Data Sheet

VHX Valve Sets with RAX Thermostatic Sensor

Temperature Setting

RAX thermostatic sensor

0 = Positive shut off

❄ = Frost protection setting

	8	12	16	20	24	28 °C
0	❄	I	II	III	IIII	▶I

Pre-setting

Danfoss pre-settable valve assemblies incorporate easy setting adjustment with clearly engraved setting markers scaled from 1 - 7 and N.

Setting values can be set quickly and precisely, without the need for tools, as follows:

- Remove protective cap or sensor.
- Turn Red ring to the desired setting value.

The preset level can be selected in 0.5 increments between 1 and 7 (see chart for flow rates). At setting N the valve is fully open (flushing option).



Installation

VHX-DUO Floor Connection



*Free connection (left or right).
Radiator outlet always on thermostat side.*

VHX-MONO Floor Connection



*Free connection (left or right).
Radiator outlet always on thermostat side.*

Data Sheet

VHX Valve Sets with RAX Thermostatic Sensor

Installation

VHX-DUO Wall connection



*Free connection (left or right).
Radiator outlet always on thermostat side.*

VHX-MONO Wall Connection



*Free connection (left or right).
Radiator outlet always on thermostat side.*

RAX sensor



*Mounted directly on the valve with an Allen key
(enclosed in set)*

Electric Heating Element

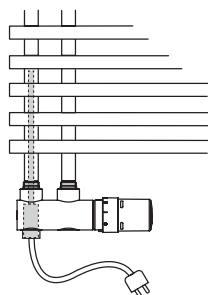
Danfoss electric heating elements can be mounted in the radiator through the VHX-DUO angle valve.

Mounting of a standard heating element (nonDanfoss) through the valve requires use of the adapter 013G4166.

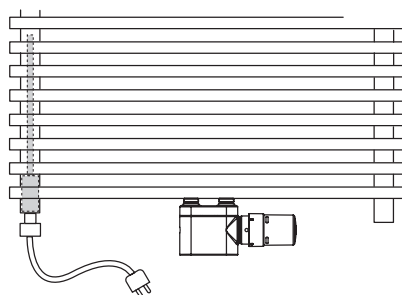
If a heating element is to be used with other VHX valves, a standard heating element (non-Danfoss) has to be mounted directly in the radiator.

The heating element's wattage must be selected so that the wattage emitted on the heating element is always less than half of the nominal wattage the radiator can emit.

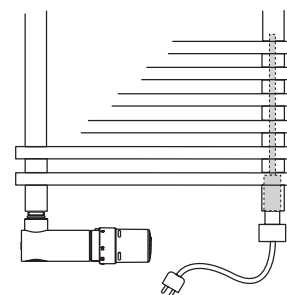
Examples: Mounting of an electric heating element



Danfoss



Standard (non-Danfoss)

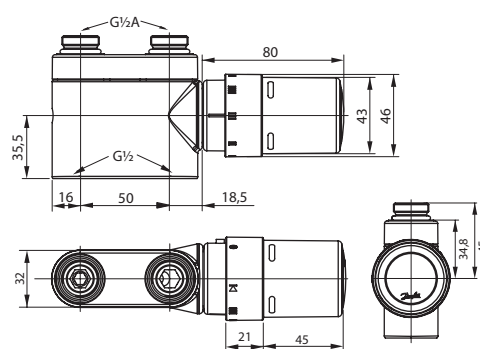


Standard (non-Danfoss)

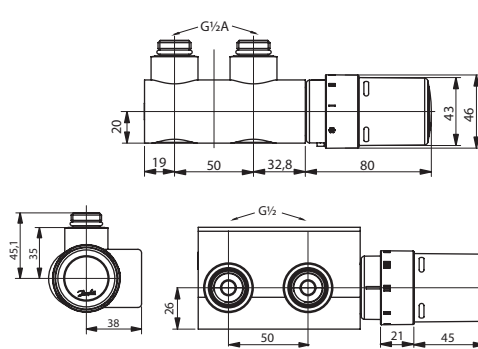
Data Sheet

VHX Valve Sets with RAX Thermostatic Sensor

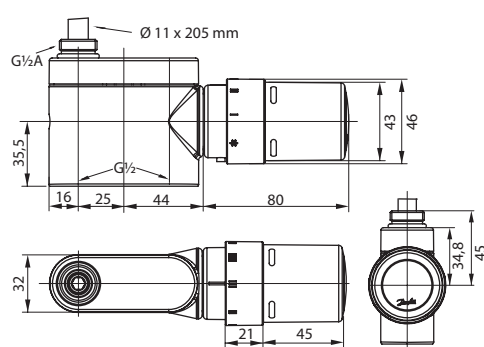
Dimensions



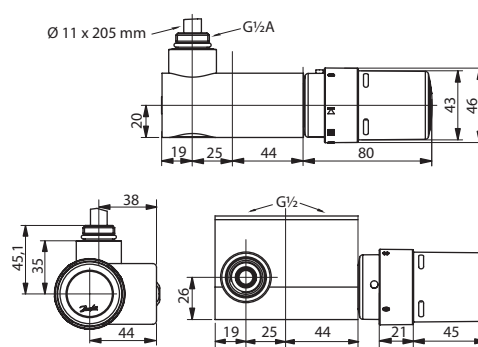
VHX-DUO floor connection



VHX-DUO wall connection



VHX-MONO floor connection



VHX-MONO wall connection