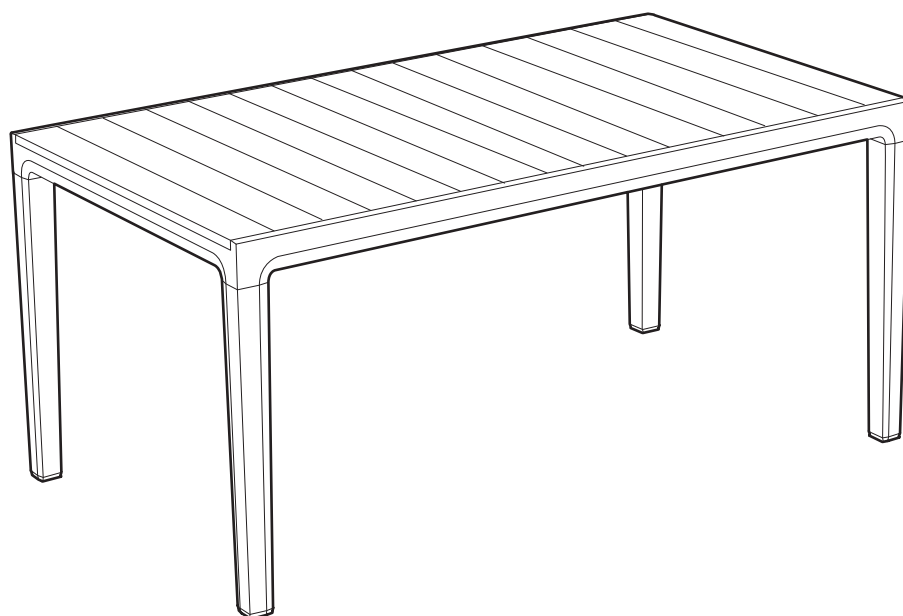


KETER[®]

Harmony Table

● EN ASSEMBLY INSTRUCTIONS ● ES CONSIGNES DE MONTAGE ● FR INSTRUCCIONES DE MONTAJE ● IT MONTAGEANLEITUNG
● DE MONTAGE-VOORSCHRIFTEN ● NL ISTRUZIONI D'ASSEMBLAGGIO ● PT INSTRUÇÕES DE MONTAGEM



- EN IF THERE ARE MISSING OR BROKEN PARTS, PLEASE DO NOT RETURN THE PRODUCT TO THE STORE.
Please log onto our website, or contact Customer Service at:
- FR S'IL Y A DES PIÈCES MANQUANTES OU CASSÉES, NE RETOURNEZ PAS LE PRODUIT AU MAGASIN.
Veuillez visiter notre site Internet, ou contacter notre Service Clientèle:
- ES SI HUBIERA ALGUNA PARTE FALTANTE O DAÑADA, NO DEVUELVA EL PRODUCTO A LA TIENDA.
Inicie sesión en nuestro sitio en Internet o contáctese con nuestro servicio de atención al cliente:
- GE BITTE BRINGEN SIE IHR PRODUKT NICHT GLEICH ZUM LADEN ZURÜCK, FALLS TEILE FEHLEN ODER DEFEKT SIND.
Bitte loggen Sie in unsere Website ein oder wenden Sie sich an unseren Kundenservice:
- NL IN GEVAL VAN ONTBREKENDE OF GEBROKEN ONDERDELEN HET PRODUCT NIET NAAR DE WINKEL RETOURNEREN.
Ga naar onze website of neem contact op met Klantenservice:
- IT IN CASO DI PARTI MANCANTI O DANNEGGIATE, EVITARE DI RESTITUIRE IL PRODOTTO AL NEGOZIO.
Accedere al nostro sito web o contattare il Servizio Clienti:
- PT SE HOUVER PEÇAS EM FALTA OU PARTIDAS, NÃO DEVOLVA O PRODUTO À LOJA.
Entre na nossa página de Internet ou contacte o Serviço de Clientes:

WWW.KETER.COM

US: # 1-888-374-4262

Canada: # 1-800-661-6721

UK: # 0121-5060008

France: # 33-1-49-46-71-00

Italy: # 39-02-4451241

Benelux: #31-(0)-884722277

Spain: # 34-976-460-267

Scandinavia: # 45-72-44-06-05

East Europe: # 36(0)52-565-900

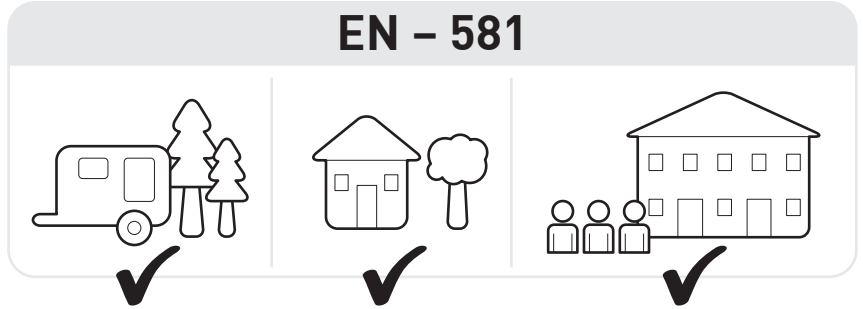

Keter Plastic Ltd.

2 Sapir St., Industrial Area,

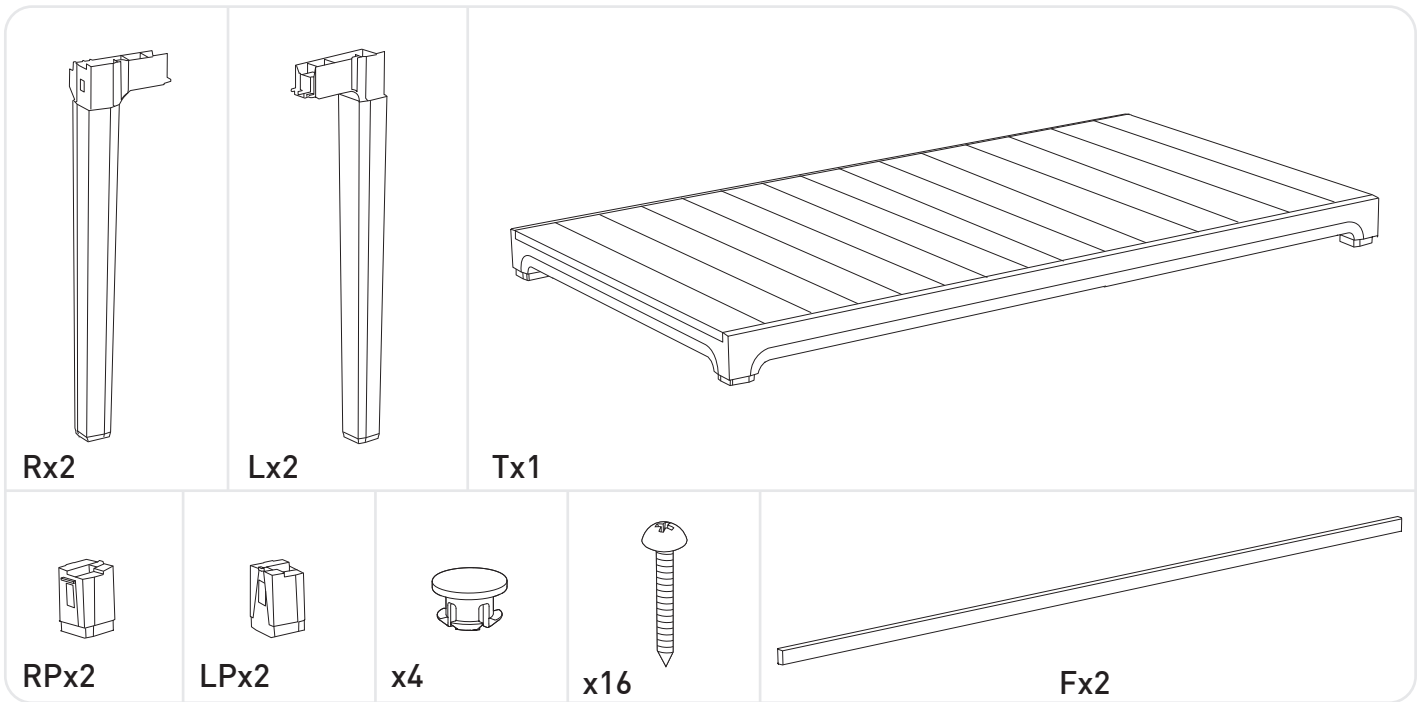
Herzliya 46852, Israel

Tel: +972-9-9591212

Fax: +972-9-9554993



**ASSEMBLY PARTS | PIÈCES À ASSEMBLER | MONTAGETEILE | PIEZAS DE ENSAMBLE
ONDERDELEN | PARTI DA MONTARE | PEÇAS DE MONTAGEM**



1



Rx2



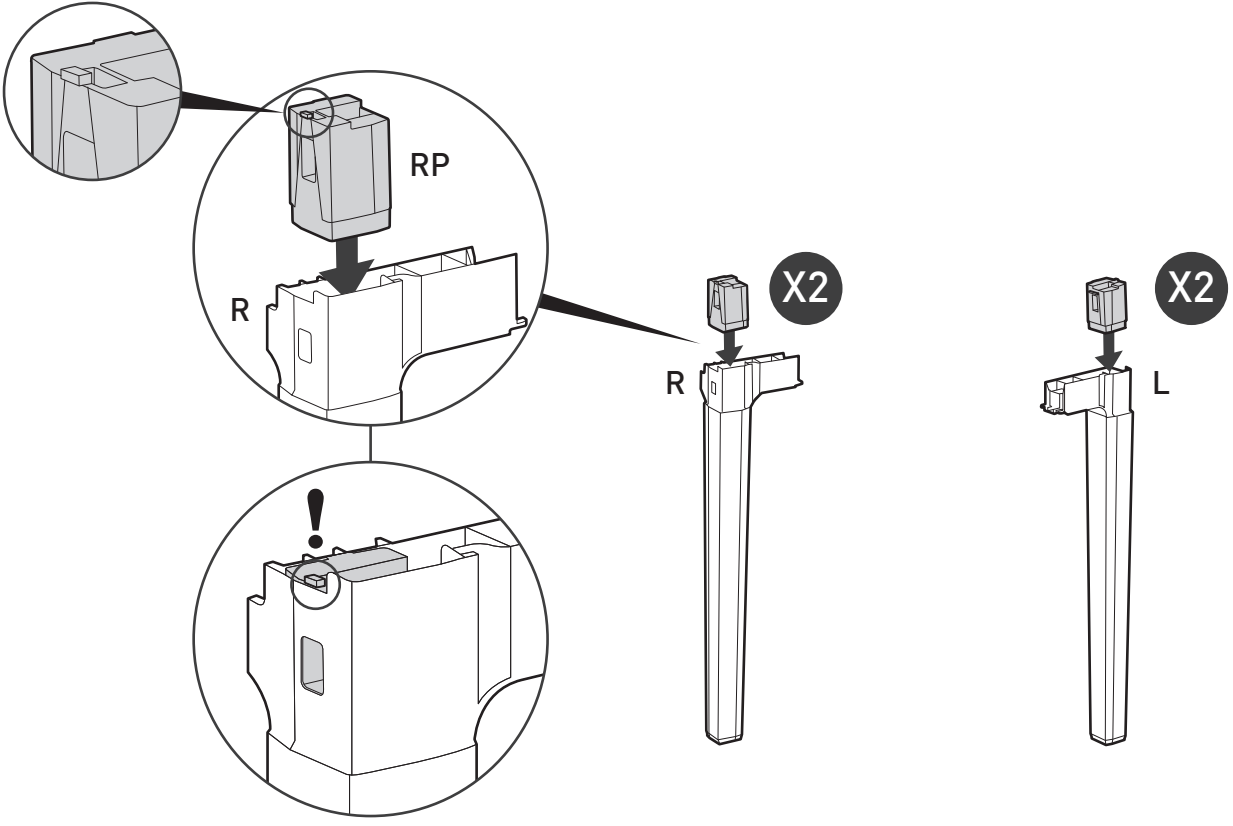
Lx2



RPx2



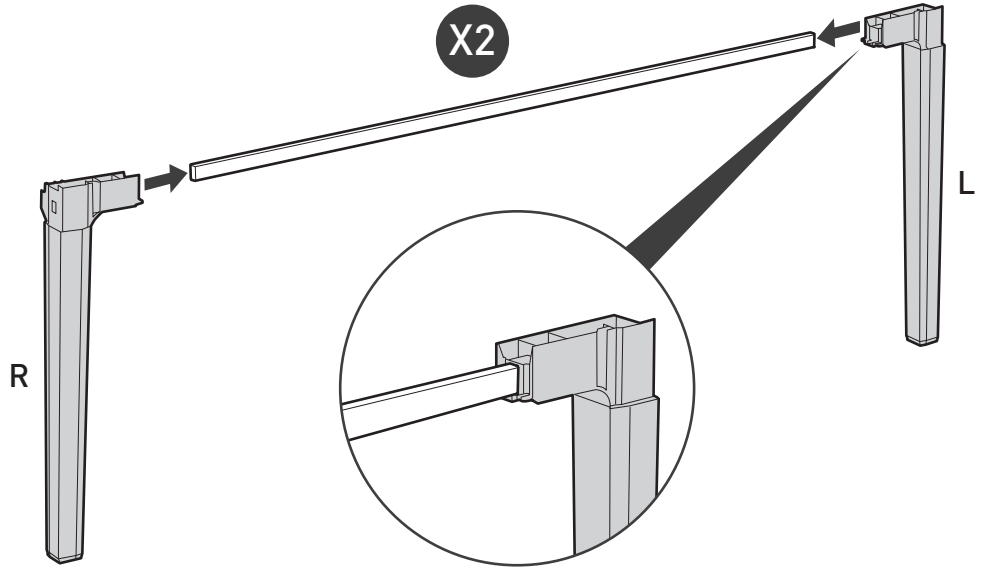
LPx2



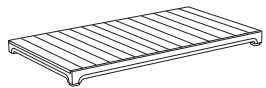
2



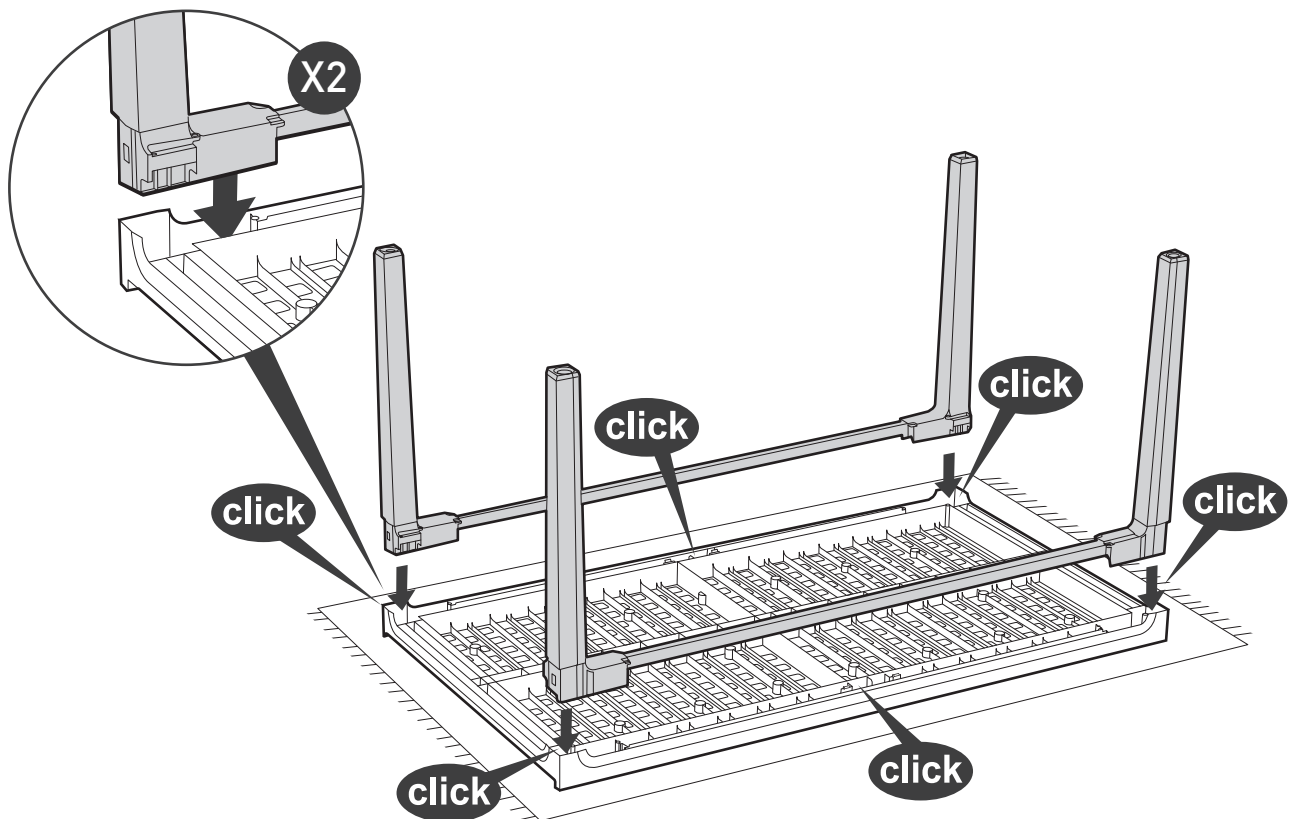
Fx2



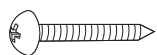
3



Tx1



4



x16



x4

