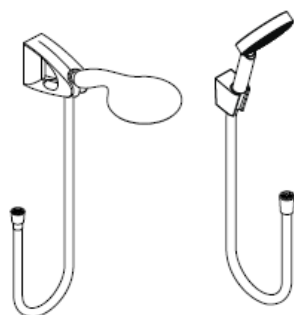


Montageanleitung



Raindance E 100
AIR 1jet/Porter'D Set
27572000
27573000

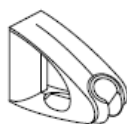


Raindance
Talis E Combi
27072000

Raindance S 100
AIR 1jet / Porter'S Set
27580000
27581000



Porter'S
28331000



Porter'D
27526XXX



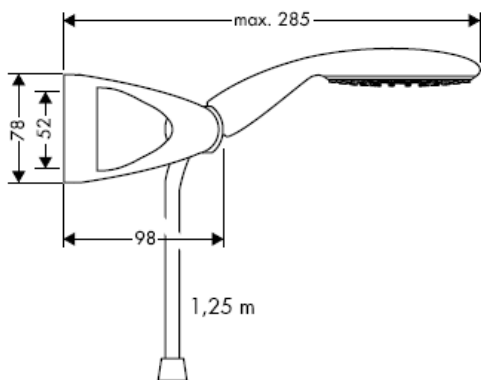
Raindance
Talis S Combi
27074000



Croma 100
Vario / Multi / Porter'S Set
27592000
27593000
27594000
27595000

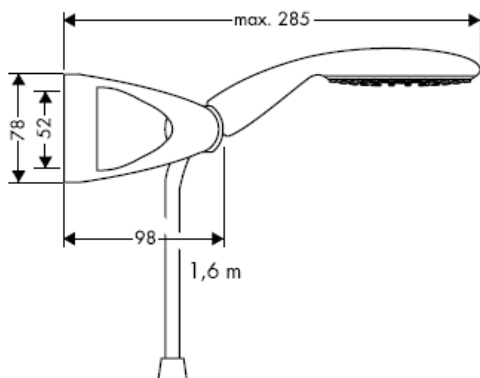
hangrohe

Raindance E 100 AIR 1jet / Porter'D Set
27572000

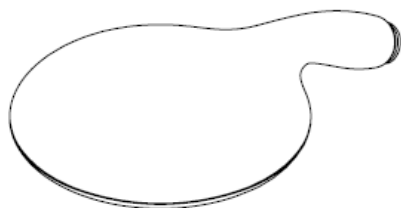
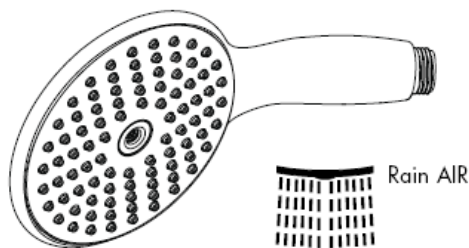
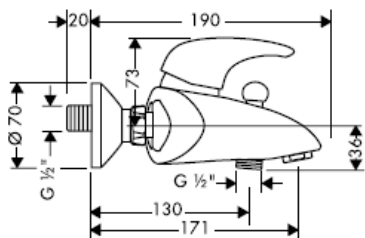
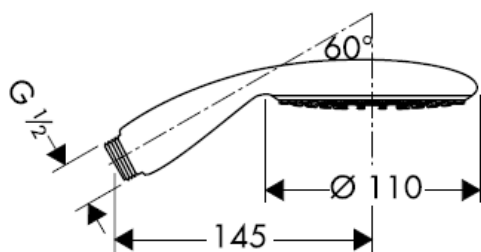


Raindance E 100 AIR 1jet / Porter'D Set
27573000

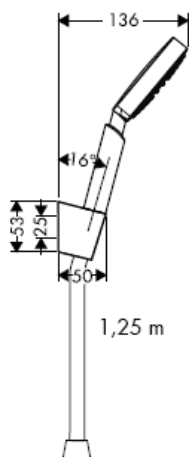
Raindance Talis E Combi
27072000



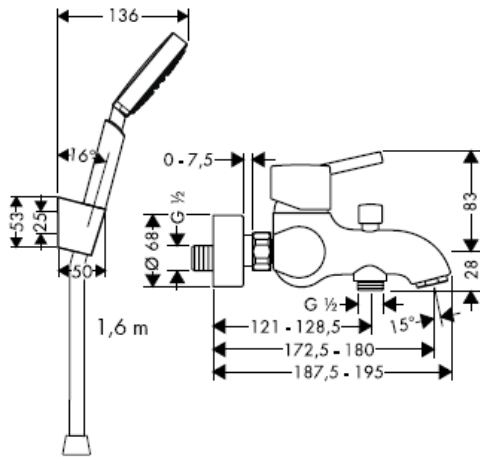
Raindance E 100 AIR 1jet
28508XXX



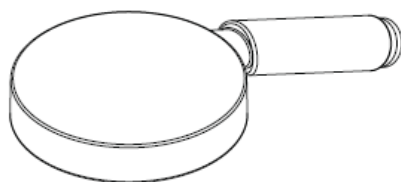
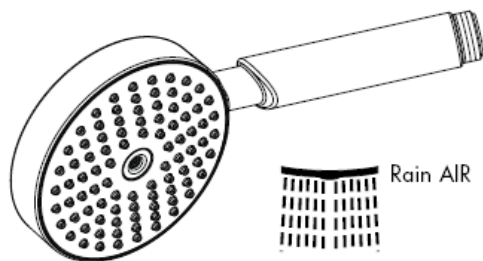
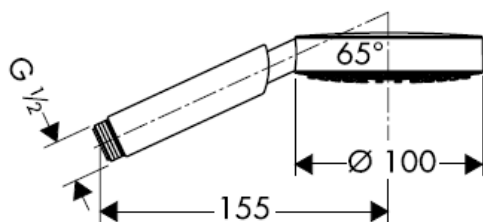
Raindance S 100 AIR 1jet / Porter'S Set
27580000



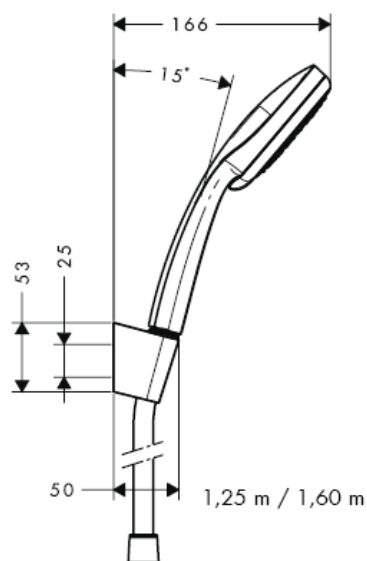
Raindance S 100 AIR 1jet / Porter'S Set
27581000




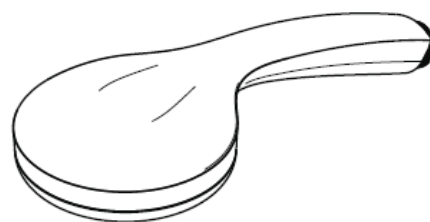
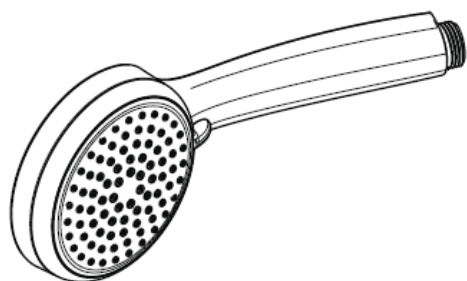
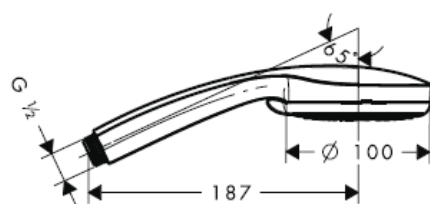
Raindance S 100 AIR 1jet
28509XXX



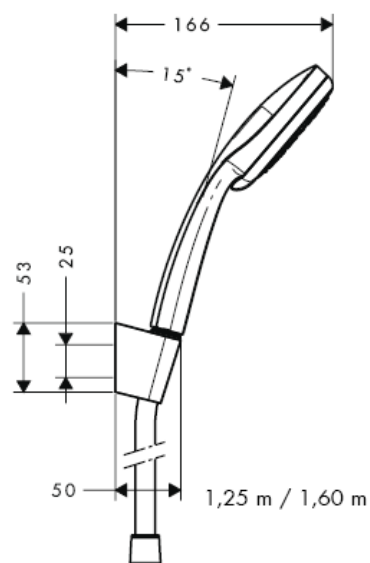
Croma 100 Vario / Porter'S Set
27592000 / 27594000



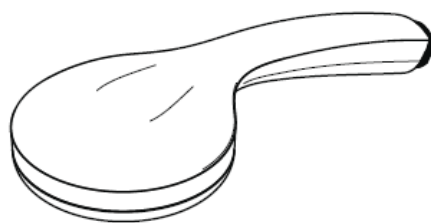
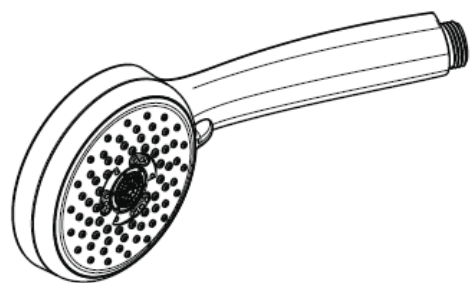
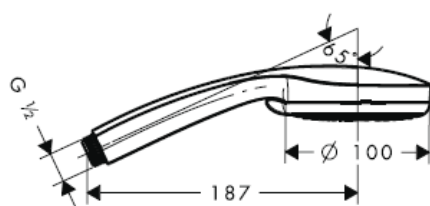
Croma 100 Vario
28535000



Croma 100 Multi / Porter'S Set
27593000 / 27595000



Croma 100 Multi
28536000



Rain

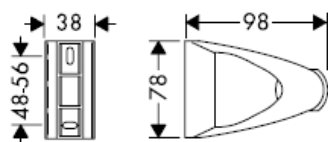


Massage

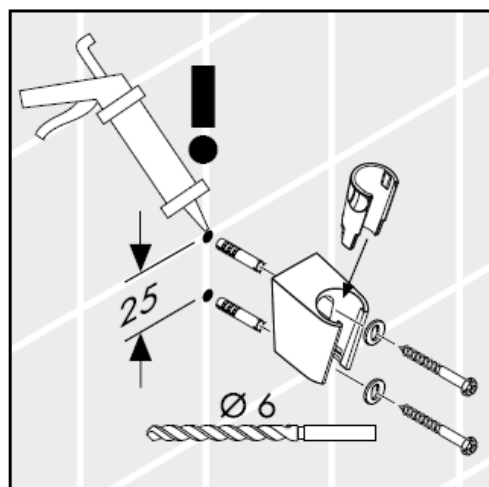
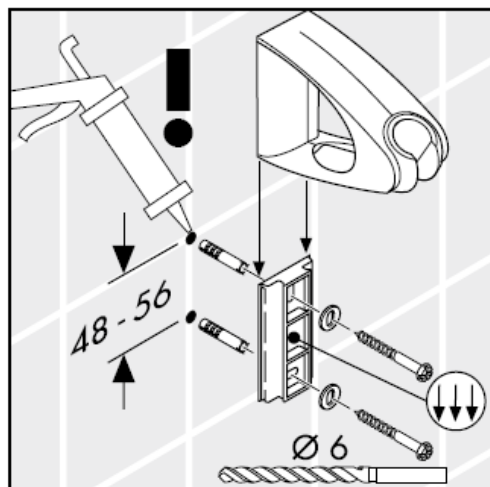
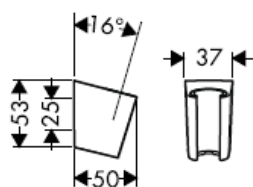


Mono

Porter'D
27526XXX



Porter'S
28331000



Achtung! Silikon (essigsäurefrei!)

Bei der Montage des Produktes durch qualifiziertes Fachpersonal ist darauf zu achten, dass die Befestigungsfläche im gesamten Bereich der Befestigung plan ist (keine vorstehenden Fugen oder Fliesenversatz), der Wandaufbau für eine Montage des Produktes geeignet ist und insbesondere keine Schwachstellen aufweist. Die beigelegten Schrauben und Dübel sind nur für Beton geeignet. Bei anderen Wandaufbauten sind die Herstellerangaben des Dübelherstellers zu beachten.

Technische Daten

Betriebsdruck: max. 0,6 MPa
 Empfohlener Betriebsdruck: 0,1 – 0,4 MPa
 (1 MPa = 10 bar = 147 PSI)
 Heißwassertemperatur: max. 60° C

Die Handbrause ist für den Einsatz mit Durchlauferhitzern ab einer Leistung von 21 kW und einem Mindestdurchfluss von 7 l/min geeignet.

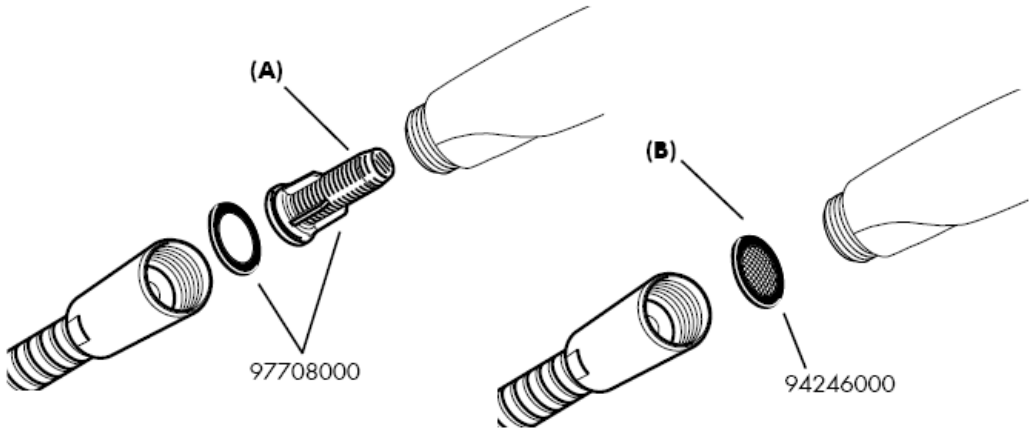
Prüfzeichen

	DVGW	P-IX	SVGW	ACS	NF	WRAS	KIWA
27573000				X			
27581000				X			
27592000				X			
27593000				X			
27594000				X			
27595000				X			

Montage

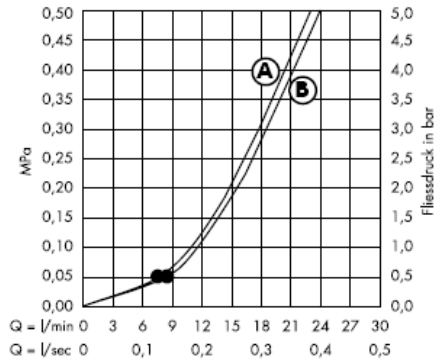
Der beige packte Filtereinsatz (A) muss eingebaut werden, um den Normdurchfluss der Handbrause zu gewährleisten und um Schmutzeinspülungen aus dem Leitungsnetz zu vermeiden. Wird ein größerer Wasserdurchfluss gewünscht, muss anstelle des Filtereinsatzes (A) die Siebdiichtung (B) eingesetzt werden.

Schmutzeinspülungen können die Funktion beeinträchtigen und/oder zu Beschädigungen an Funktionsteilen der Handbrause führen, für hieraus ergebende Schäden haftet Hansgrohe nicht.



Raindance E / S 100 AIR 1jet

Mit Filtereinsatz (A)

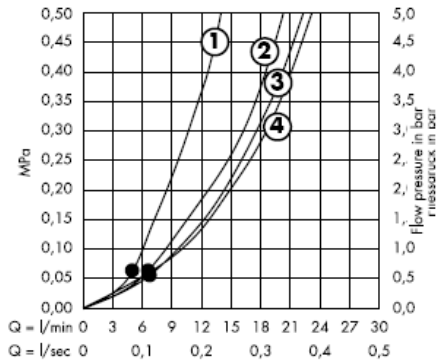


Mit Siebdichtung (B)

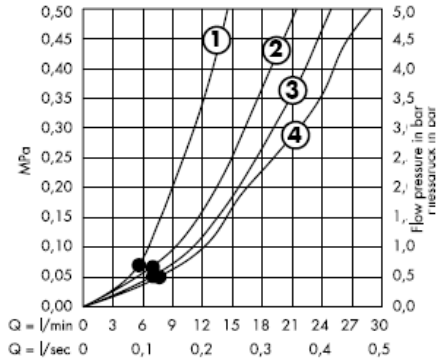
Ab • ist die Funktion gewährleistet.

Croma 100 Vario

Mit Filtereinsatz (A)



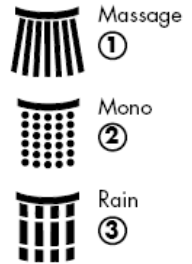
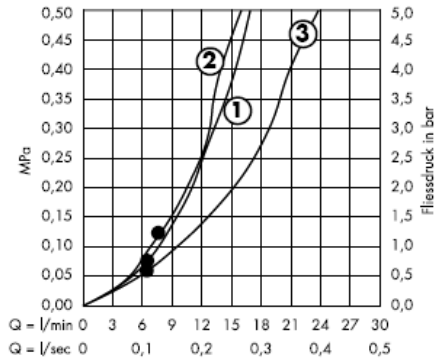
Mit Siebdichtung (B)



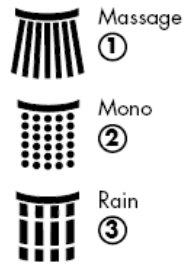
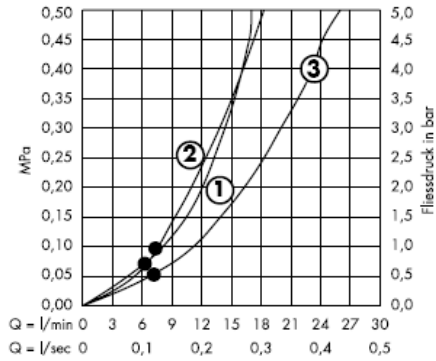
Ab • ist die Funktion gewährleistet.

Croma 100 Multi

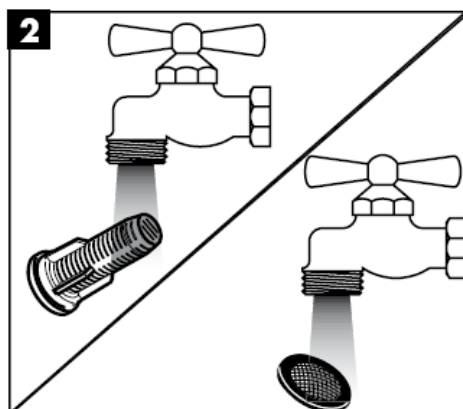
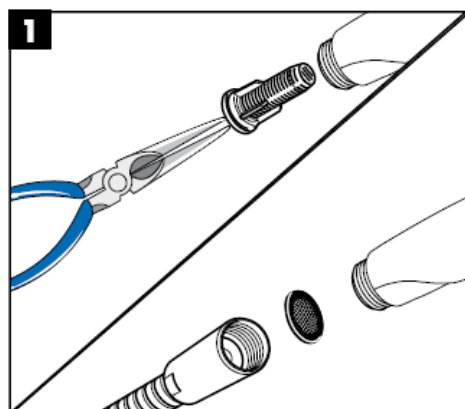
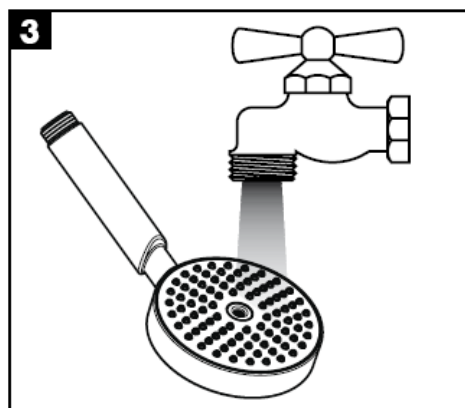

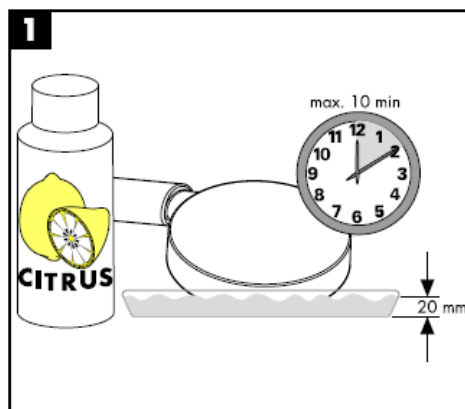
Mit Filtereinsatz (A)



Mit Siebdichtung (B)



Ab • ist die Funktion gewährleistet.



Reinigung

Mit QuickClean, der manuellen Reinigungsfunktion können die Strahlformer durch einfaches rubbeln vom Kalk befreit werden.

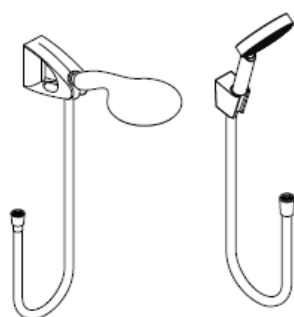


hansgrohe

Hansgrohe · Postfach 1145 · D-77761 Schiltach · Telefon +49 (0) 78 36/51-1282 · Telefax +49 (0) 7836/511440
E-Mail: info@hansgrohe.com · Internet: www.hansgrohe.com

11/2008
9.07.400.04
Deutsch

Instructions de montage

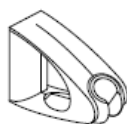


Raindance E 100
AIR 1jet/Porter'D Set
27572000
27573000

Raindance S 100
AIR 1jet / Porter'S Set
27580000
27581000



Porter'S
28331000



Porter'D
27526XXX



Raindance
Talis E Combi
27072000



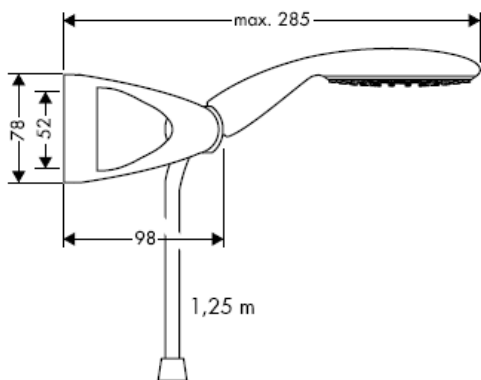
Raindance
Talis S Combi
27074000



Croma 100
Vario / Multi / Porter'S Set
27592000
27593000
27594000
27595000

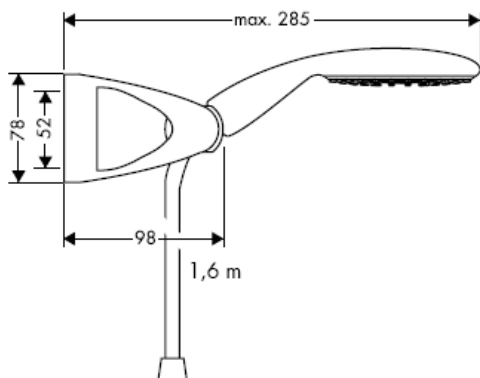
hansgrohe

Raindance E 100 AIR 1jet / Porter'D Set
27572000

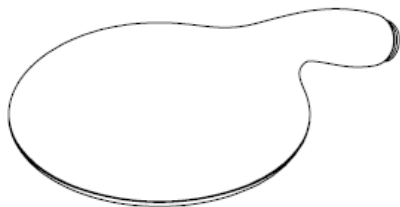
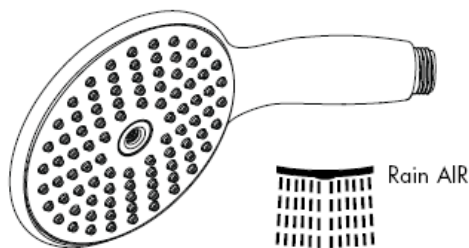
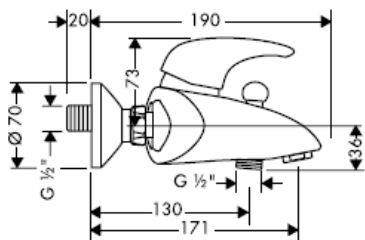
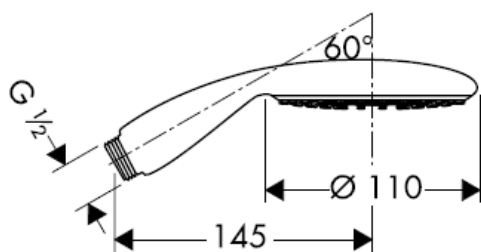


Raindance E 100 AIR 1jet / Porter'D Set
27573000

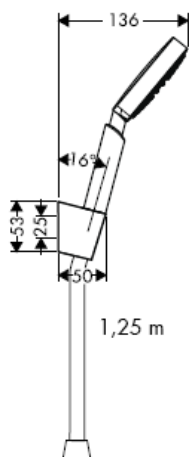
Raindance Talis E Combi
27072000



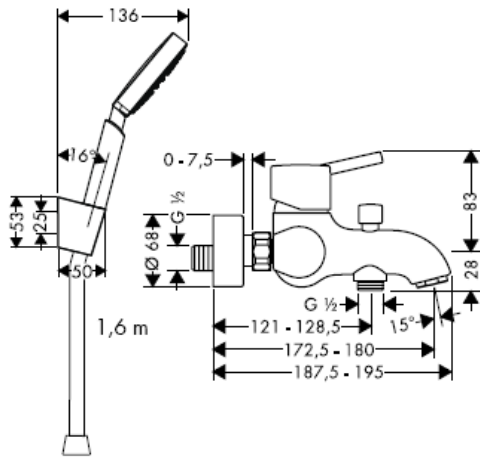
Raindance E 100 AIR 1jet
28508XXX



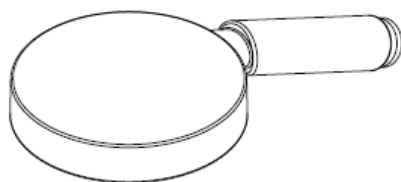
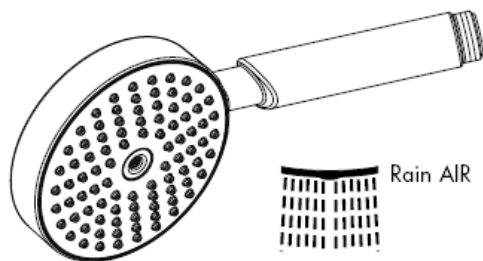
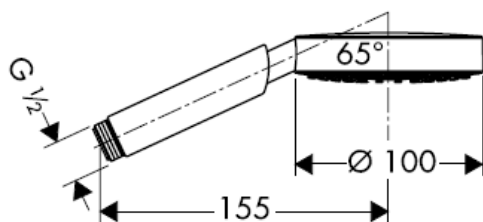
Raindance S 100 AIR 1jet / Porter'S Set
27580000



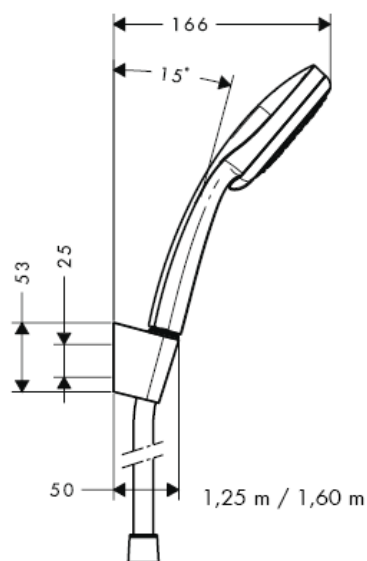
Raindance S 100 AIR 1jet / Porter'S Set
27581000



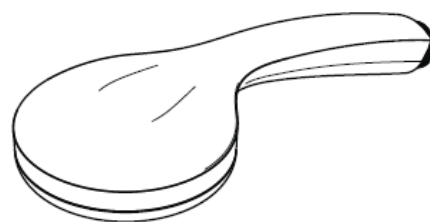
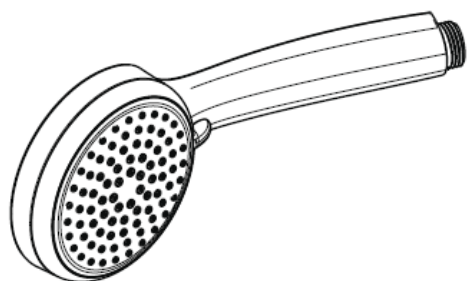
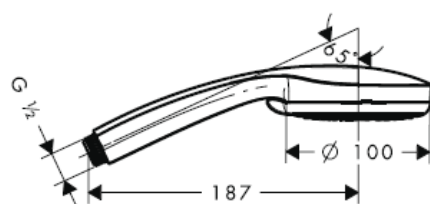
Raindance S 100 AIR 1jet
28509XXX



Croma 100 Vario / Porter'S Set
27592000 / 27594000



Croma 100 Vario
28535000



Normal



Shampoo

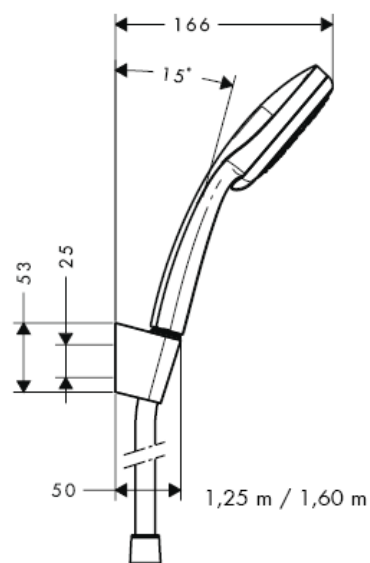


Rain

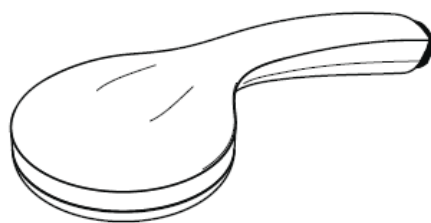
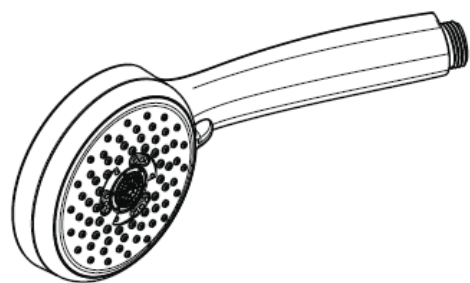
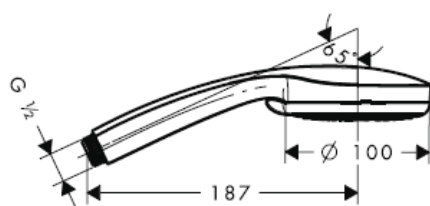


Massage

Croma 100 Multi / Porter'S Set
27593000 / 27595000



Croma 100 Multi
28536000



Rain

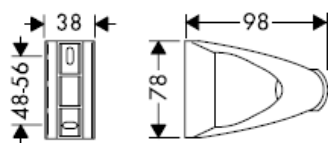


Massage

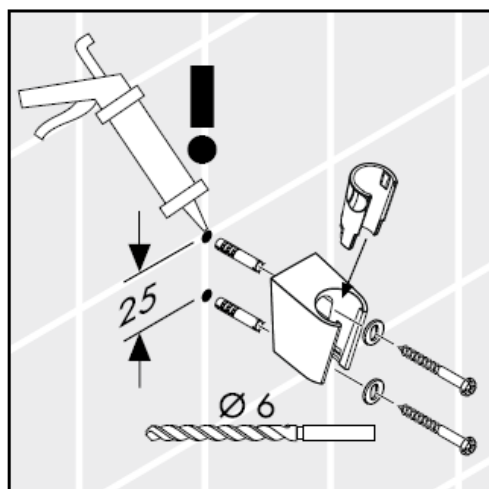
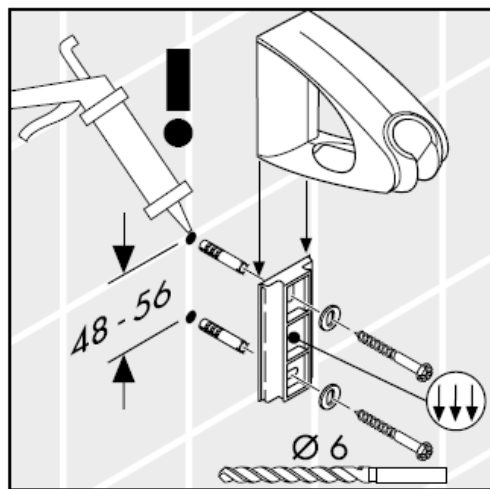
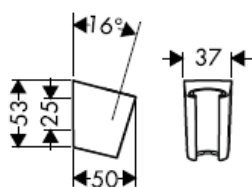


Mono

Porter'D
27526XXX



Porter'S
28331000



Attention! Silicone (sans acide acétique!)

Lors du montage du produit par un ouvrier qualifié, il faut faire attention à ce que la surface de fixation soit plane sur toute son étendue (aucun dépassement de joint ni de carrelage), que la construction de la paroi soit adaptée à l'installation du produit et surtout ne présente aucun point faible. Les vis et les chevilles fournies sont uniquement appropriées au béton. Pour les autres constructions, il faudra tenir compte des préconisations du fabricant de cheville.

Informations techniques

Pression de service autorisée: max. 0,6 MPa
Pression de service conseillée: 0,1 – 0,4 MPa
(1 MPa = 10 bar = 147 PSI)
Température max. d'eau chaude: max. 60° C

La douchette à main fonctionne avec chauffe-eau à partir de 21 kW et un débit minimum de 7 l/min.

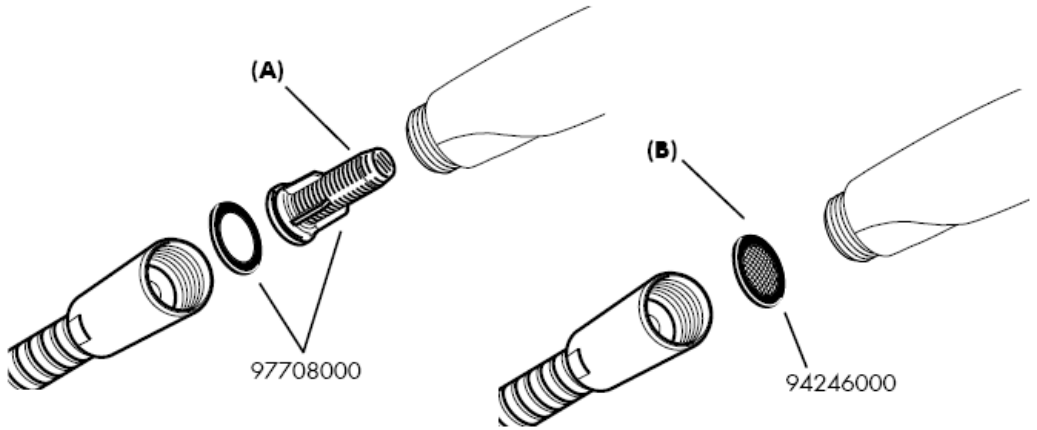
Classification acoustique et débit

	DVGW	P-IX	SVGW	ACS	NF	WRAS	KIWA
27573000				X			
27581000				X			
27592000				X			
27593000				X			
27594000				X			
27595000				X			

Montage

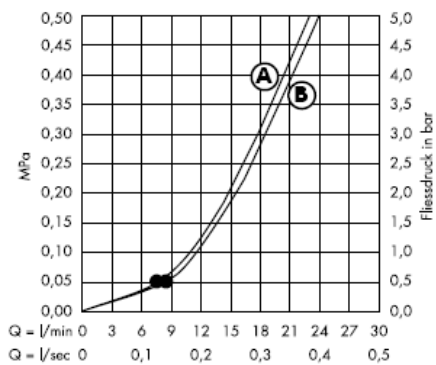
L'élément-filtre (A), pièce jointe, doit être installé pour garantir le débit normalisé et pour éviter l'infiltration d'impuretés venant du réseau. Si l'on désire un débit plus important, il faut remplacer l'élément-filtre (A) par le joint-filtre (B).

L'infiltration d'impuretés peut réduire ou détériorer le fonctionnement de la douchette, Hansgrohe ne se porte pas garant pour les dommages en résultant.



Raindance E / S 100 AIR 1jet

Avec élément-filtre (A)

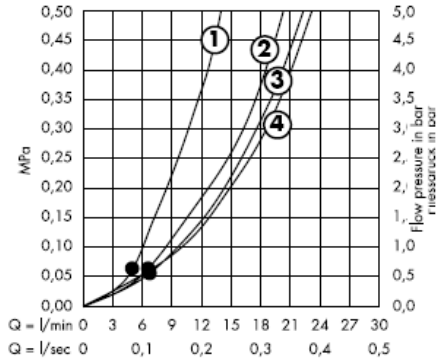


Avec joint- filtre (B)

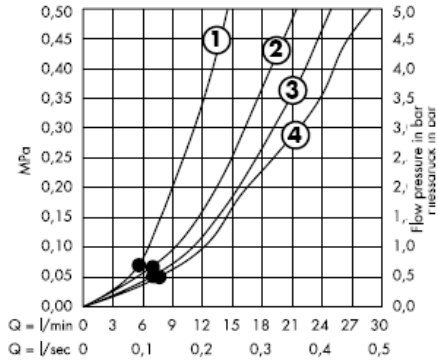
A partir de • le fonctionnement est garanti.

Croma 100 Vario

Avec élément-filtre (A)



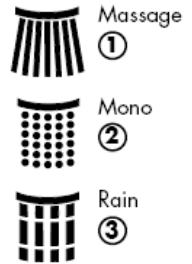
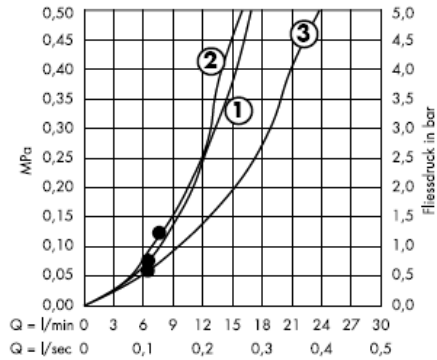
Avec joint- filtre (B)



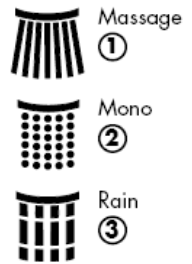
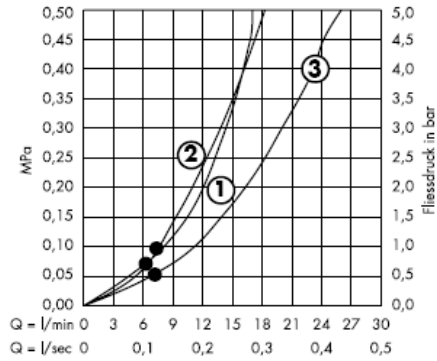
A partir de • le fonctionnement est garanti.

Croma 100 Multi

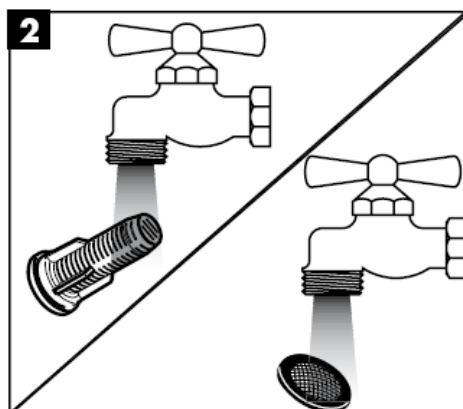
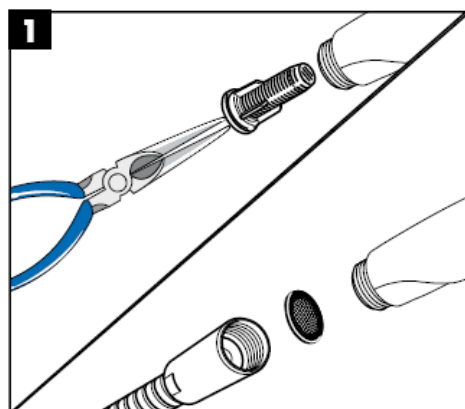
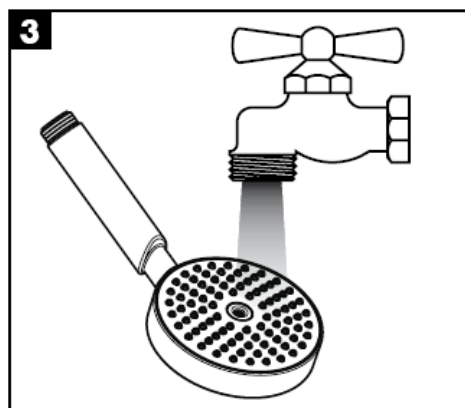

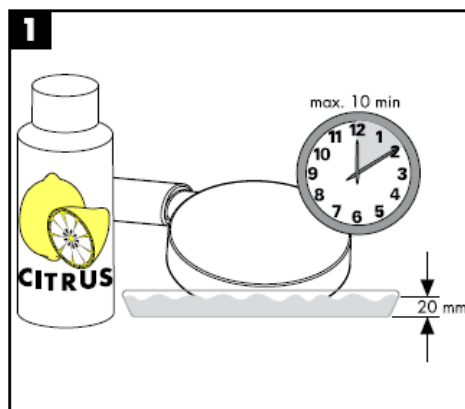
Avec élément-filtre (A)



Avec joint- filtre (B)



A partir de • le fonctionnement est garanti.



Nettoyage

La pomme de douche est équipée de QuickClean, le système anticalcaire manuel. Les dépôts de calcaire s'enlèvent en frottant avec un doigt ou avec une éponge sur les ouvertures de jets élastiques.

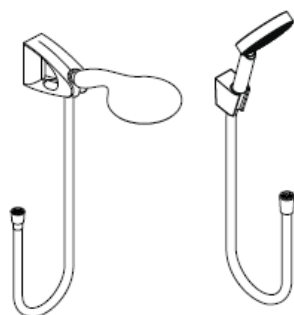


hansgrohe

Hansgrohe · Postfach 1145 · D-77761 Schiltach · Telefon +49 (0) 78 36/51-1282 · Telefax +49 (0) 7836/511440
E-Mail: info@hansgrohe.com · Internet: www.hansgrohe.com

11/2008
9.07.400.04
Français

assembly instructions



**Raindance E 100
AIR 1jet/Porter'D Set**
27572000
27573000

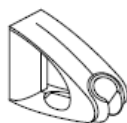


**Raindance
Talis E Combi**
27072000

**Raindance S 100
AIR 1jet / Porter'S Set**
27580000
27581000



Porter'S
28331000



Porter'D
27526XXX



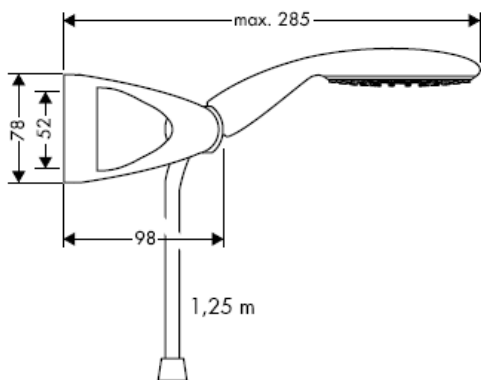
**Raindance
Talis S Combi**
27074000



**Croma 100
Vario / Multi / Porter'S Set**
27592000
27593000
27594000
27595000

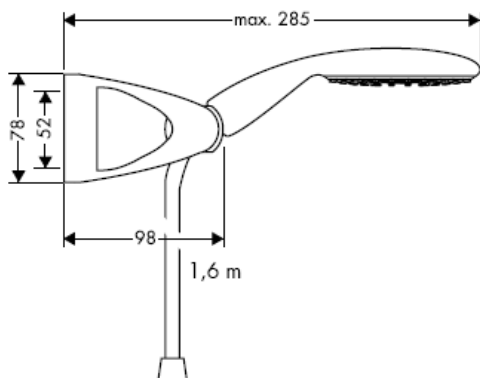
hansgrohe

Raindance E 100 AIR 1jet / Porter'D Set
27572000

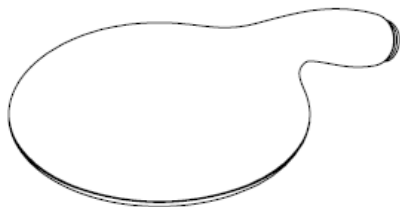
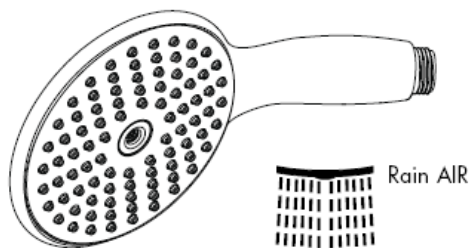
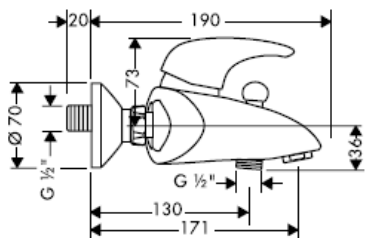
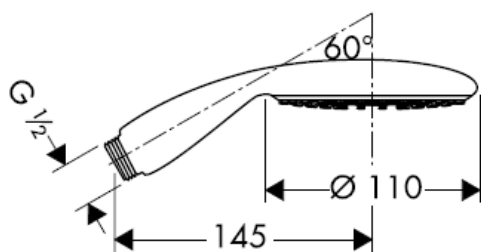


Raindance E 100 AIR 1jet / Porter'D Set
27573000

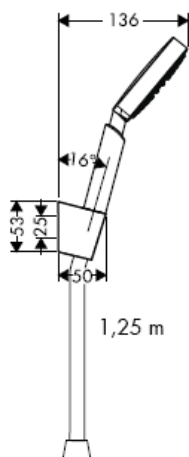
Raindance Talis E Combi
27072000



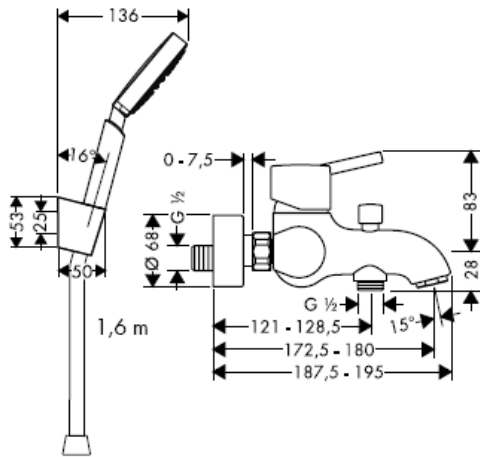
Raindance E 100 AIR 1jet
28508XXX



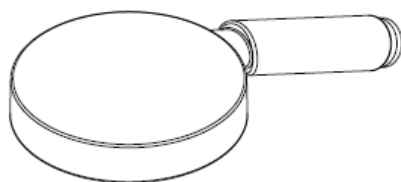
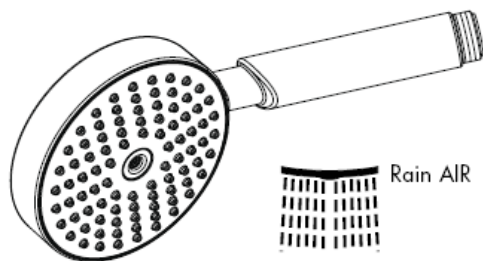
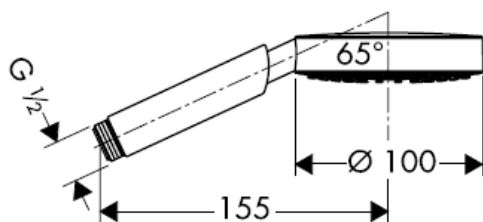
Raindance S 100 AIR 1jet / Porter'S Set
27580000



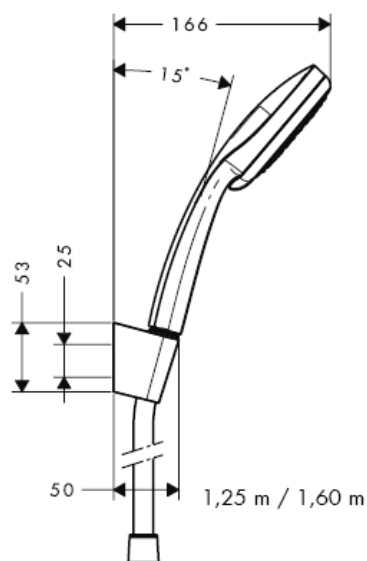
Raindance S 100 AIR 1jet / Porter'S Set
27581000



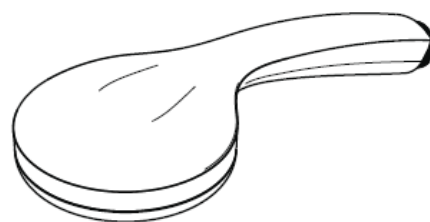
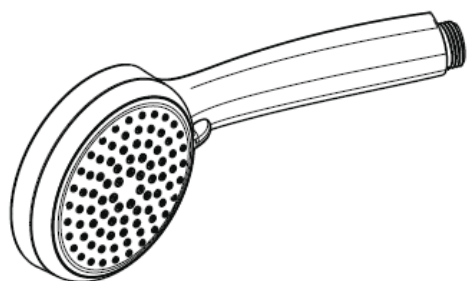
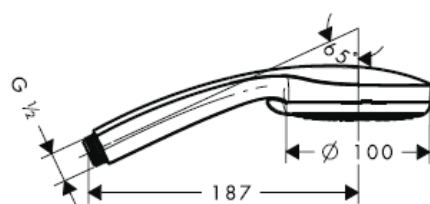
Raindance S 100 AIR 1jet
28509XXX



Croma 100 Vario / Porter'S Set
27592000 / 27594000



Croma 100 Vario
28535000



Normal



Shampoo

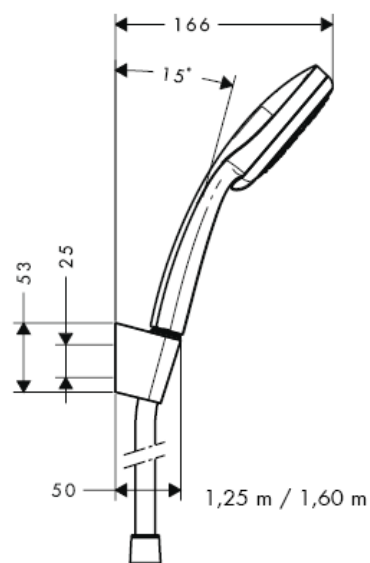


Rain

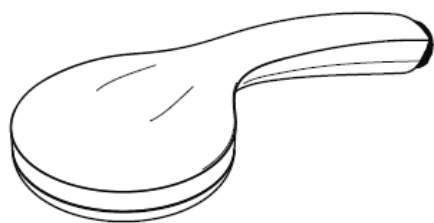
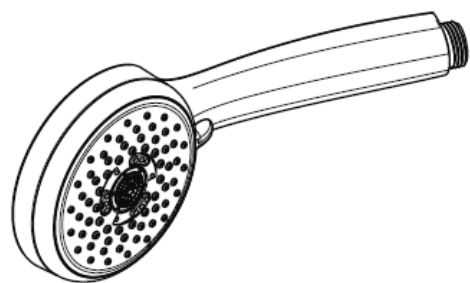
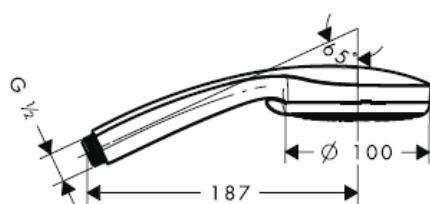


Massage

Croma 100 Multi / Porter'S Set
27593000 / 27595000



Croma 100 Multi
28536000



Rain

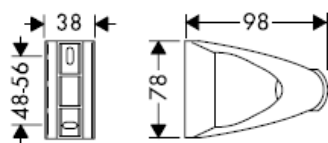


Massage

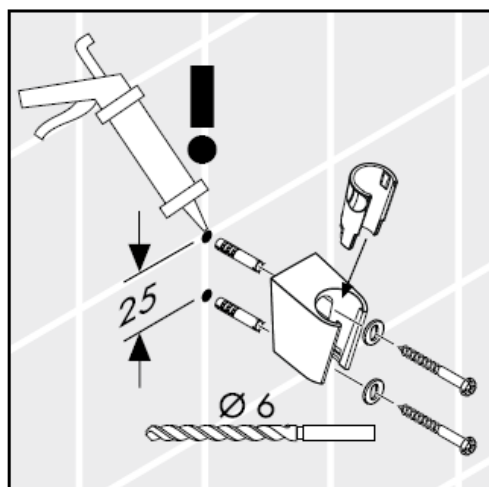
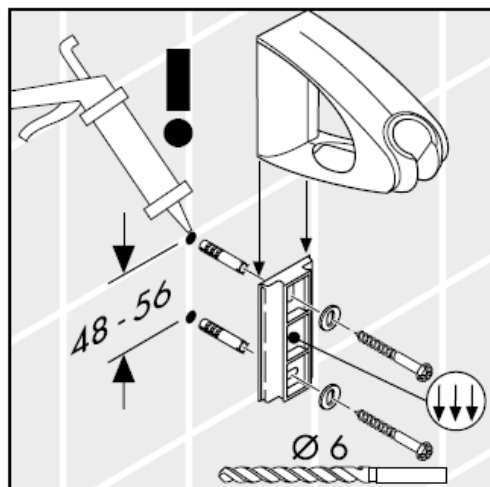
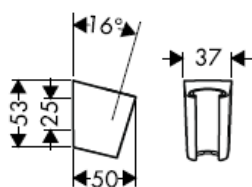


Mono

Porter'D
27526XXX



Porter'S
28331000



Important! Silicone (free from acetic acid!)

Where the contractor mounts the product, he should ensure that the entire area of the wall to which the mounting plate is to be fitted, is flat (no projecting joints or tiles sticking out), that the structure of the wall is suitable for the installation of the product and has no weak points.

The enclosed screws and dowels are only suitable for concrete. For another wall constructions the manufacturer's indications of the dowel manufacturer have to be taken into account.

Technical Data

Operating pressure: max. 0,6 MPa
Recommended operating pressure: 0,1 – 0,4 MPa
(1 MPa = 10 bar = 147 PSI)
Hot water temperature: max. 60° C

The hand shower is suitable for continuous flow water heaters with a heat output of 21 kW and a minimum through flow of 7 l/minute.

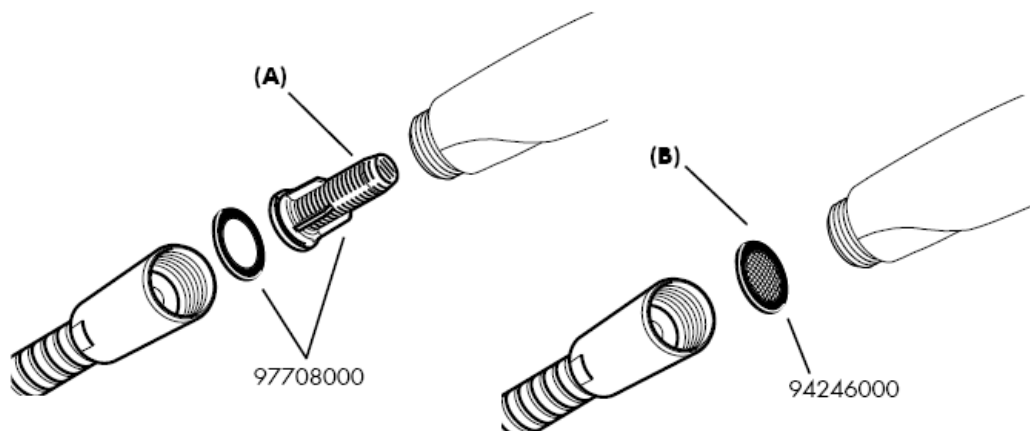
Test certificate

	DVGW	P-IX	SVGW	ACS	NF	WRAS	KIWA
27573000				X			
27581000				X			
27592000				X			
27593000				X			
27594000				X			
27595000				X			

Assembly

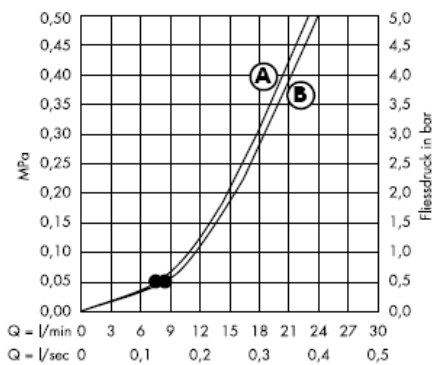
The filter insert (A) must be used to ensure the standard flow rate and to protect the hand shower against incoming dirt by pipework. Do you want a larger water flow rate, then you must use the filter packing (B) instead of the filter insert (A).

Incoming dirt leads to defects or/and can damage parts of the hand shower; such caused faults voids all liability and guarantee claims.



Raindance E / S 100 AIR 1jet

With filter insert (A)

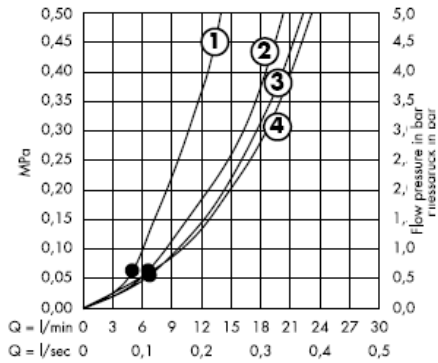


With filter packing (B)

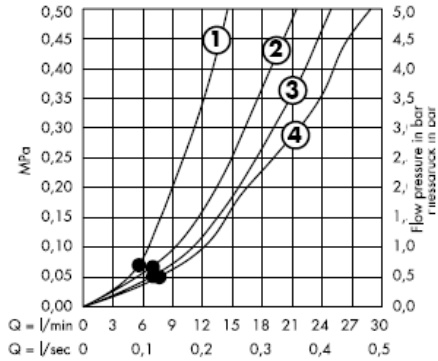
From • the function is guaranteed.

Croma 100 Vario

With filter insert (A)



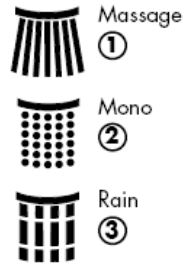
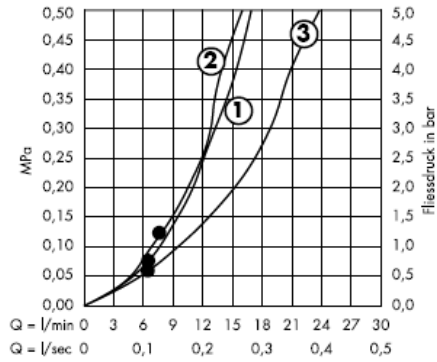
With filter packing (B)



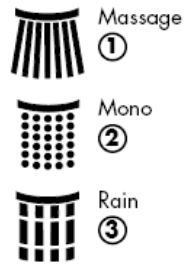
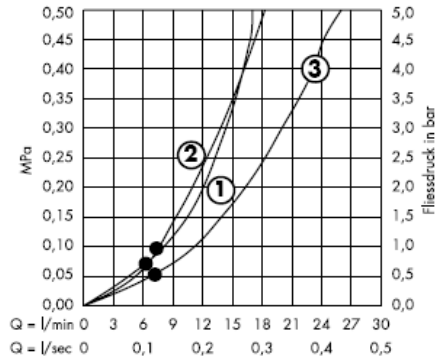
From • the function is guaranteed.

Croma 100 Multi

With filter insert (A)

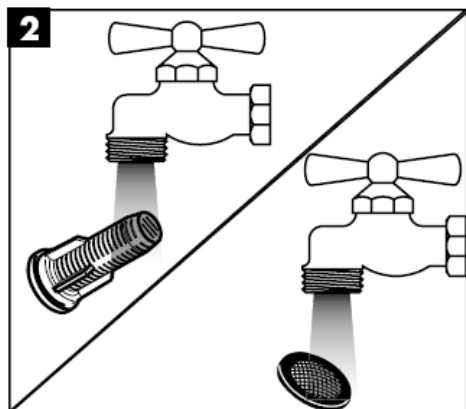
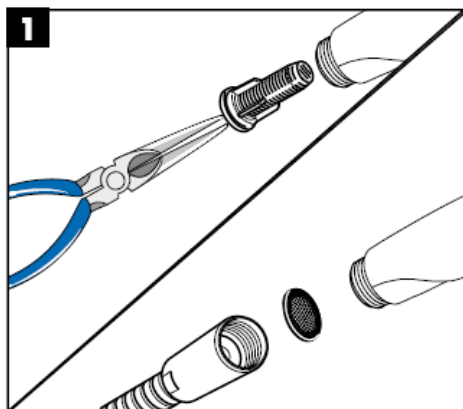
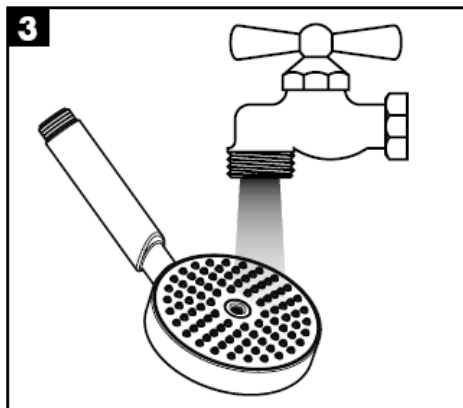
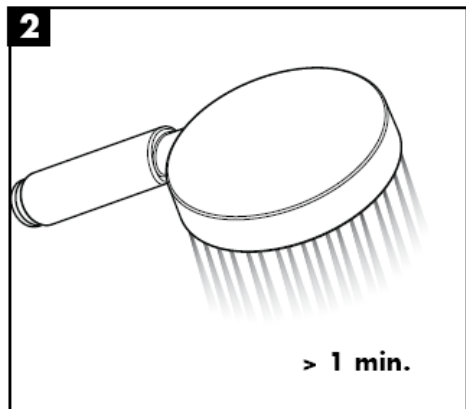
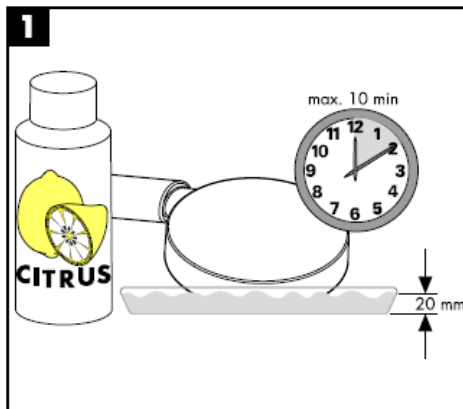


With filter packing (B)



From • the function is guaranteed.

Cleaning



Cleaning

The QuickClean cleaning function only needs a small manual rub over to remove the lime scale from the spray channels.

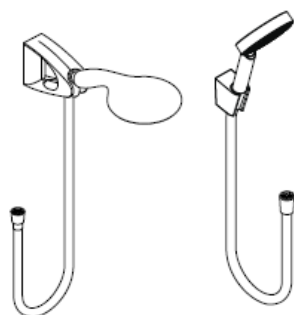


hansgrohe

Hansgrohe · Postfach 1145 · D-77761 Schiltach · Telefon +49 (0) 78 36/51-1282 · Telefax +49 (0) 7836/511440
E-Mail: info@hansgrohe.com · Internet: www.hansgrohe.com

11/2008
9.07.400.04
English

Istruzioni per Installazione



Raindance E 100
AIR 1jet/Porter'D Set
27572000
27573000

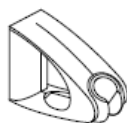


Raindance
Talis E Combi
27072000

Raindance S 100
AIR 1jet / Porter'S Set
27580000
27581000



Porter'S
28331000



Porter'D
27526XXX



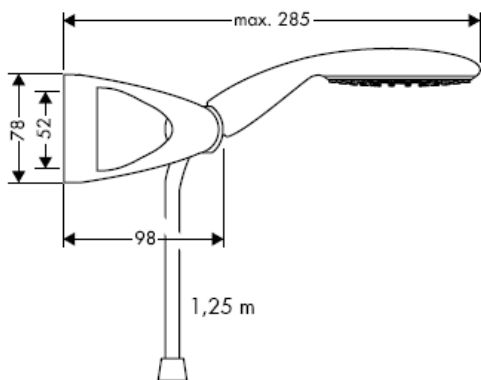
Raindance
Talis S Combi
27074000



Croma 100
Vario / Multi / Porter'S Set
27592000
27593000
27594000
27595000

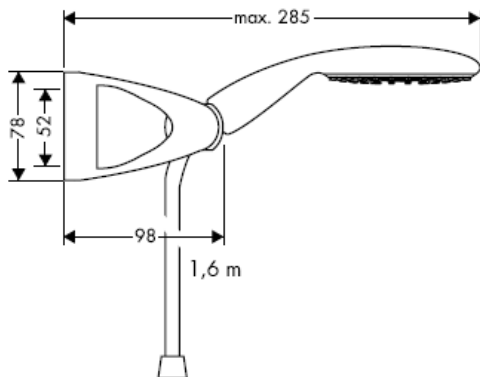
hansgrohe

Raindance E 100 AIR 1jet / Porter'D Set
27572000

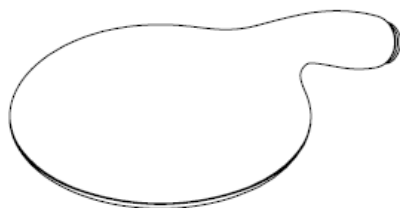
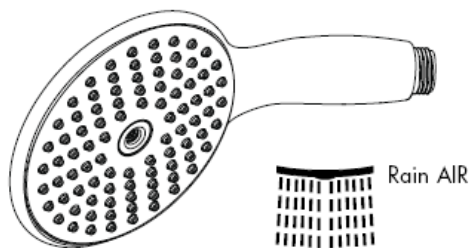
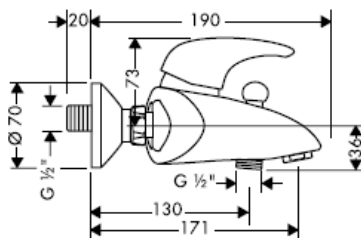
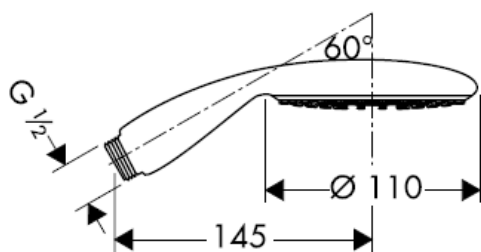


Raindance E 100 AIR 1jet / Porter'D Set
27573000

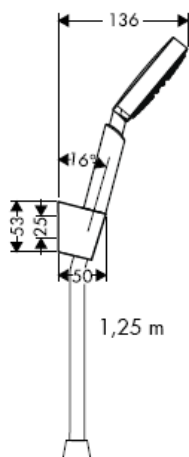
Raindance Talis E Combi
27072000



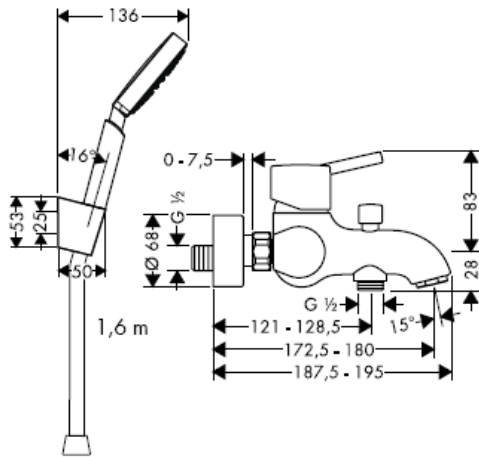
Raindance E 100 AIR 1jet
28508XXX



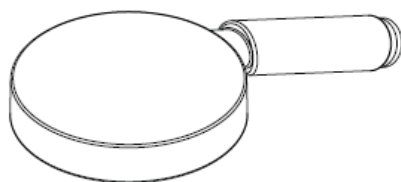
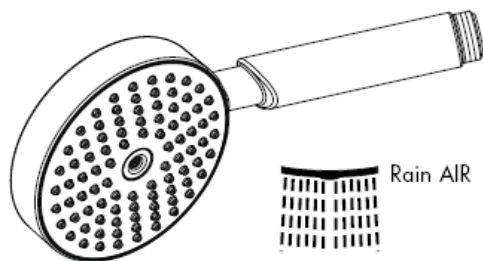
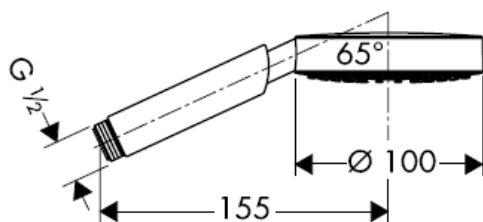
Raindance S 100 AIR 1jet / Porter'S Set
27580000



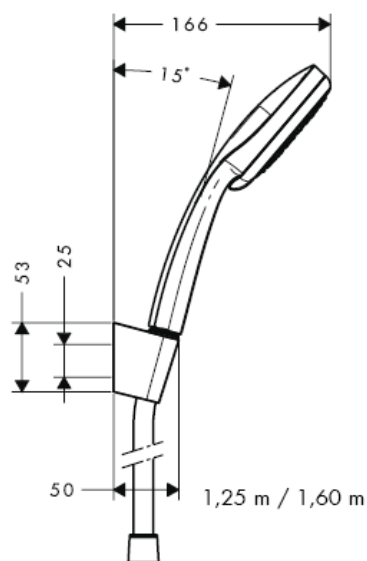
Raindance S 100 AIR 1jet / Porter'S Set
27581000




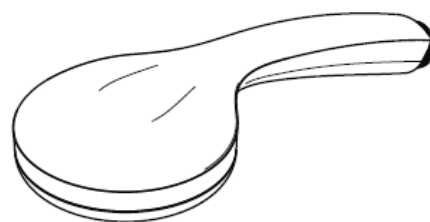
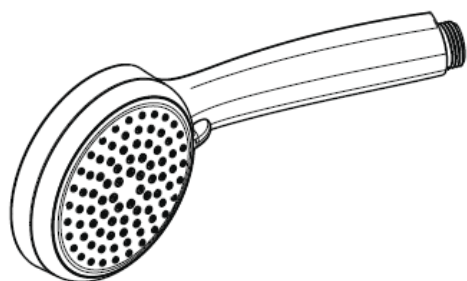
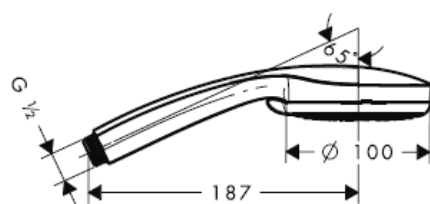
Raindance S 100 AIR 1jet
28509XXX



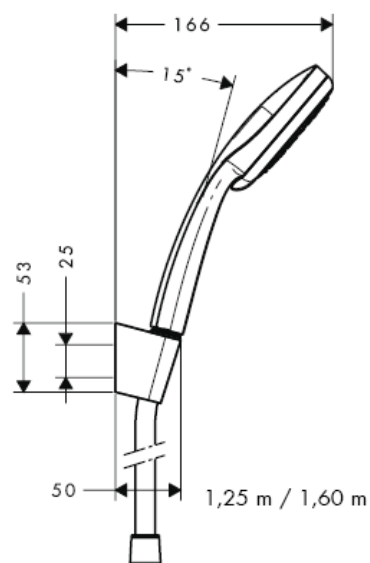
Croma 100 Vario / Porter'S Set
27592000 / 27594000



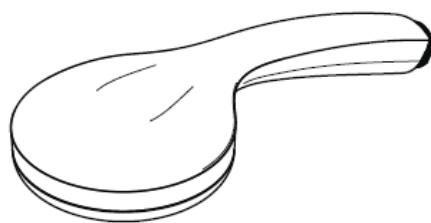
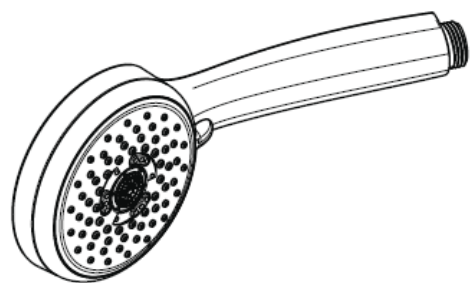
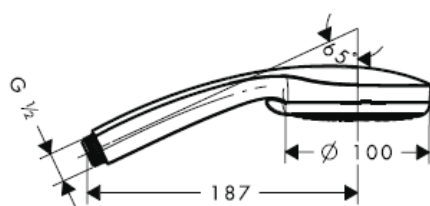
Croma 100 Vario
28535000



Croma 100 Multi / Porter'S Set
27593000 / 27595000



Croma 100 Multi
28536000



Rain

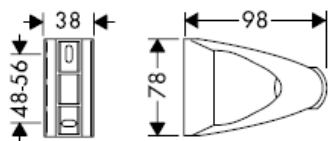


Massage

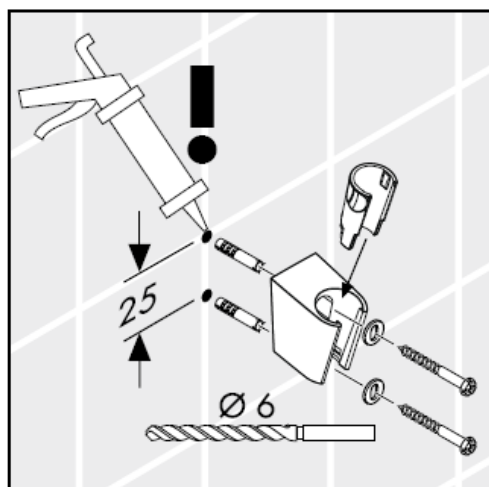
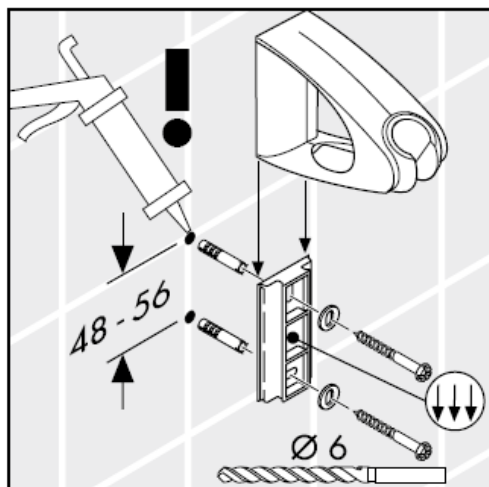
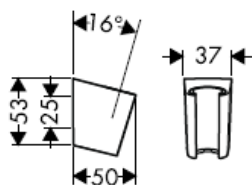


Mono

Porter'D
27526XXX



Porter'S
28331000



Attenzione! Silicone (esente da acido acetico!)

Quando il personale tecnico specializzato esegue il montaggio del prodotto è necessario assicurarsi che la superficie di fissaggio sia piana in tutta l'area di fissaggio (senza giunti sporgenti o spostamento delle piastrelle), che la struttura della parete sia adatta per il montaggio del prodotto e soprattutto che non ci siano dei punti deboli. Le viti e i tasselli in dotazione sono adatti solo per calcestruzzo. In caso di altre strutture della parete vanno osservare le indicazioni del produttore dei tasselli.

Dati tecnici

Pressione d'uso: max. 0,6 MPa
Pressione d'uso consigliata: 0,1 – 0,4 MPa
(1 MPa = 10 bar = 147 PSI)
Temperatura dell'acqua calda: max. 60° C

La doccetta è adatta all'uso con caldaie istantanee da 21 kW con portata minima die 7 l/min.

Segno di verifica

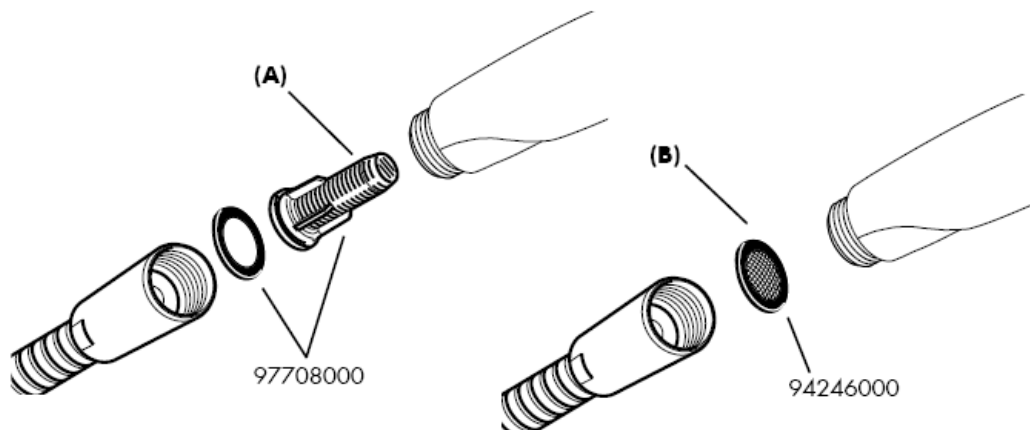
	DVGW	P-IX	SVGW	ACS	NF	WRAS	KIWA
27573000				X			
27581000				X			
27592000				X			
27593000				X			
27594000				X			
27595000				X			

Montaggio

Il filtro supplementare (A) deve essere utilizzato per assicurare il normale flusso dell'acqua e proteggere la doccia dai depositi di calcare.

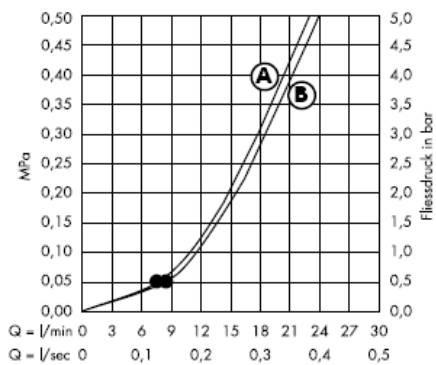
Se volete un flusso d'acqua maggiore dovete usare il filtro dell'imballaggio(B) invece del filtro supplementare(A).

Lo sporco in entrata può danneggiare le parti della doccia; questo é motivo di molte lamentele del cliente.



Raindance E / S 100 AIR 1jet

Con filtro supplementare (A)

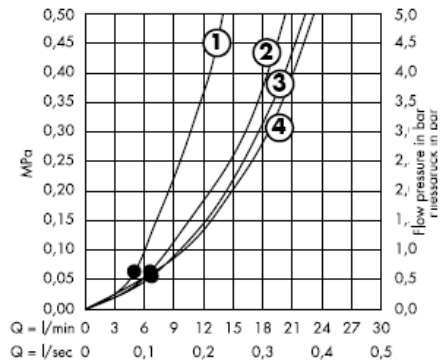


Con filtro di imballaggio

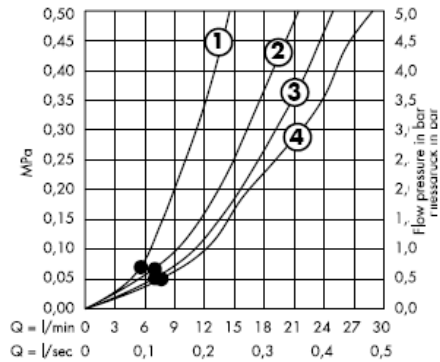
Dal • si garantisce la funzionalità.

Croma 100 Vario

Con filtro supplementare (A)



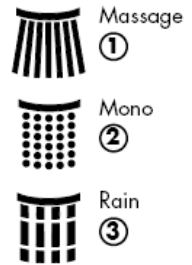
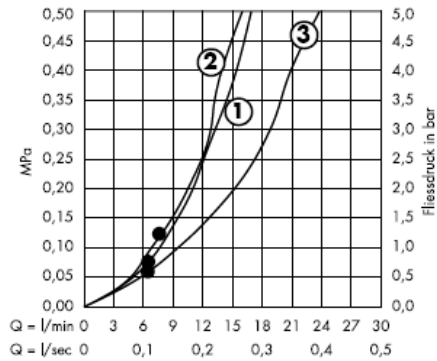
Con filtro di imballaggio



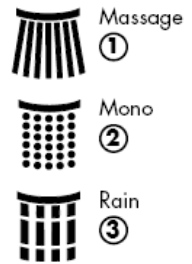
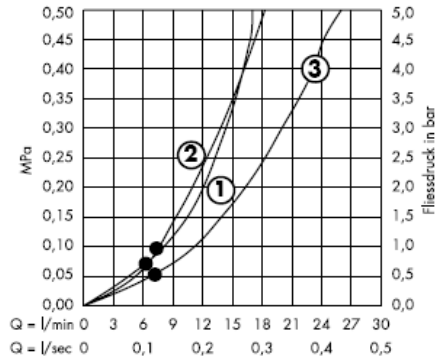
Dal • si garantisce la funzionalità.

Croma 100 Multi

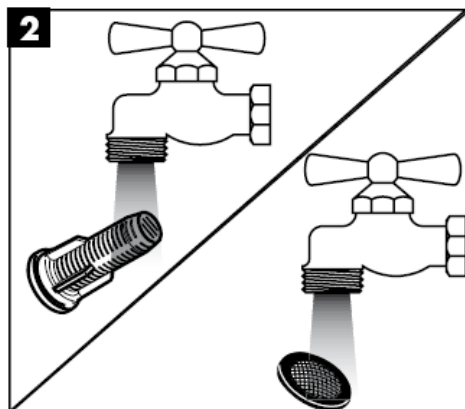
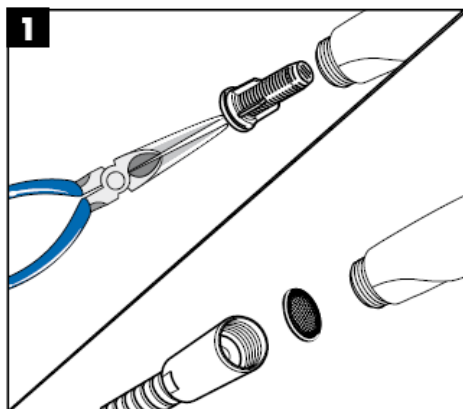
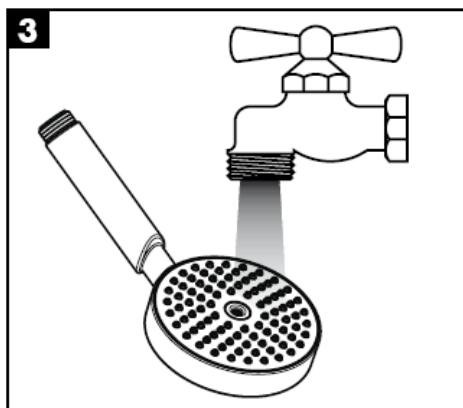
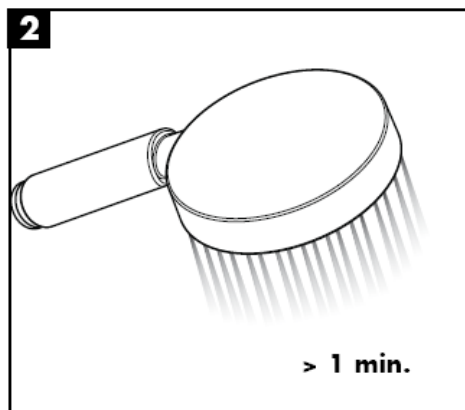
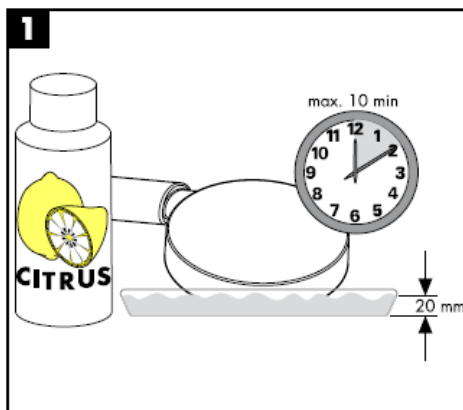
Con filtro supplementare (A)



Con filtro di imballaggio



Dal • si garantisce la funzionalità.



Pulitura

Con QuickClean, la funzione anticalcare manuale, i diffusori del getto possono essere liberati da calcare con un semplice strofinamento.

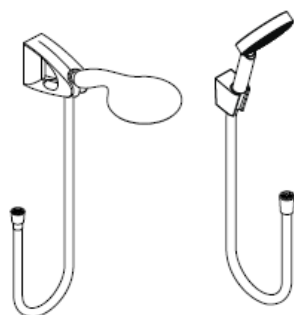


hansgrohe

Hansgrohe · Postfach 1145 · D-77761 Schiltach · Telefon +49 (0) 78 36/51-1282 · Telefax +49 (0) 7836/511440
E-Mail: info@hansgrohe.com · Internet: www.hansgrohe.com

11/2008
9.07.400.04
Italiano

Instrucciones de montaje



Raindance E 100
AIR 1jet/Porter'D Set
27572000
27573000

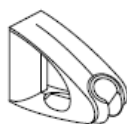


Raindance
Talis E Combi
27072000

Raindance S 100
AIR 1jet / Porter'S Set
27580000
27581000



Porter'S
28331000



Porter'D
27526XXX



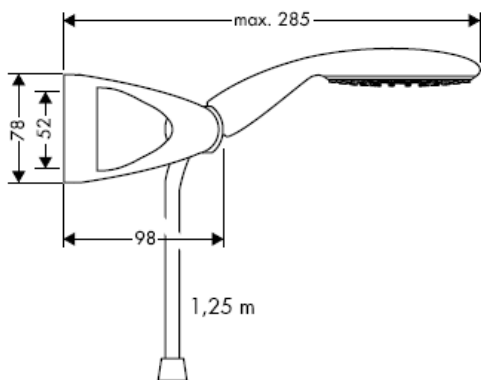
Raindance
Talis S Combi
27074000



Croma 100
Vario / Multi / Porter'S Set
27592000
27593000
27594000
27595000

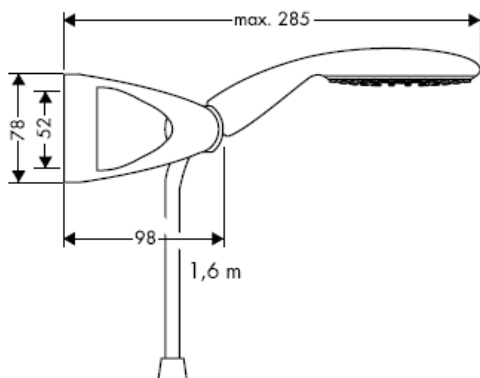
hansgrohe

Raindance E 100 AIR 1jet / Porter'D Set
27572000

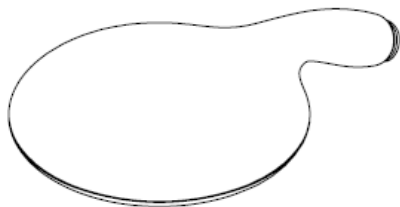
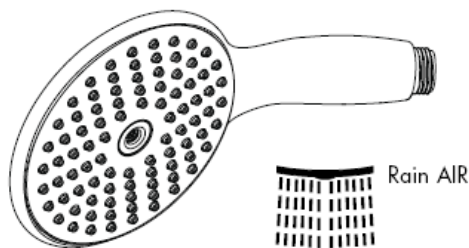
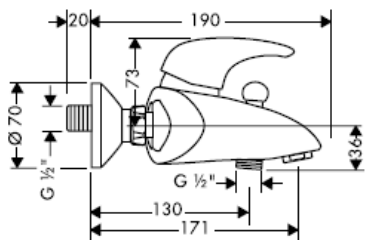
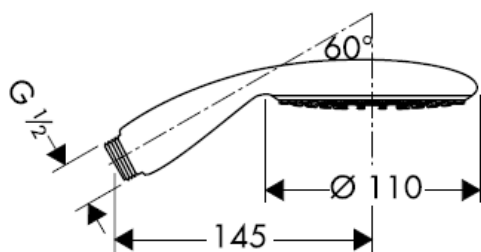


Raindance E 100 AIR 1jet / Porter'D Set
27573000

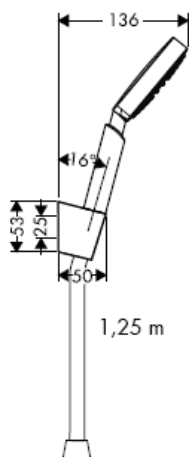
Raindance Talis E Combi
27072000



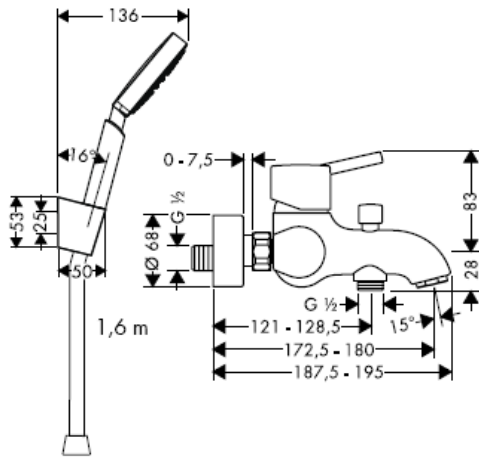
Raindance E 100 AIR 1jet
28508XXX



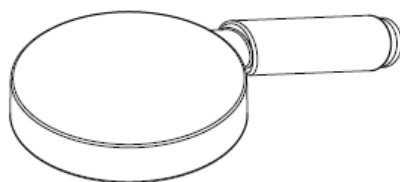
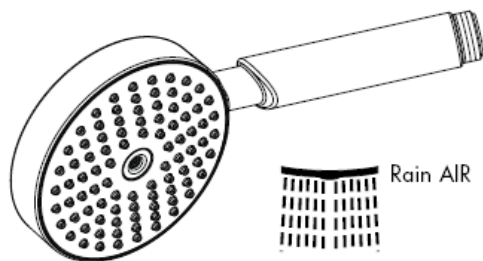
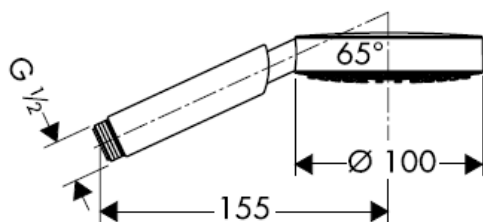
Raindance S 100 AIR 1jet / Porter'S Set
27580000



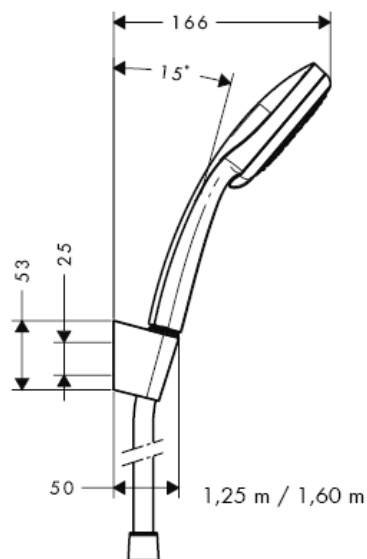
Raindance S 100 AIR 1jet / Porter'S Set
27581000




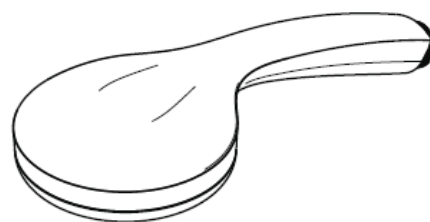
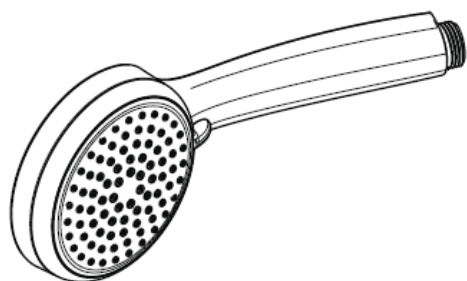
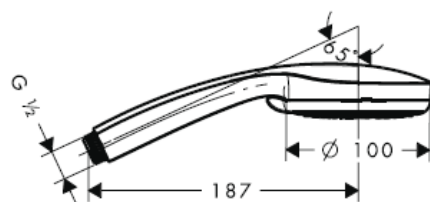
Raindance S 100 AIR 1jet
28509XXX



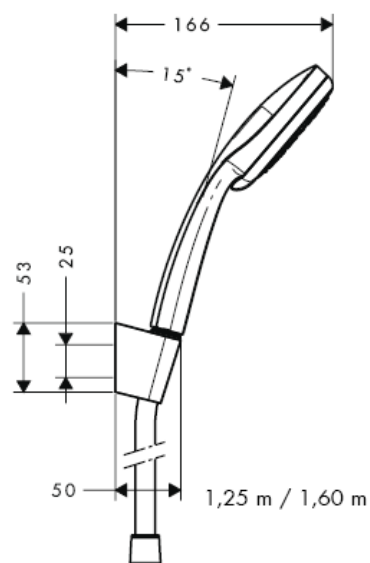
Croma 100 Vario / Porter'S Set
27592000 / 27594000



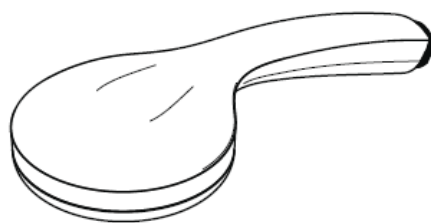
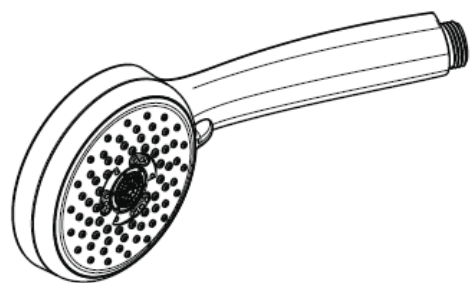
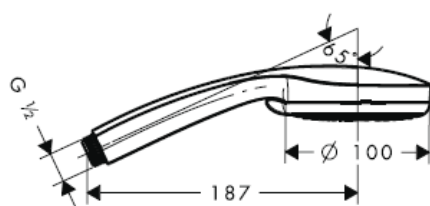
Croma 100 Vario
28535000



Croma 100 Multi / Porter'S Set
27593000 / 27595000



Croma 100 Multi
28536000



Rain

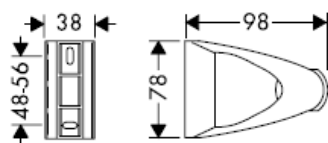


Massage

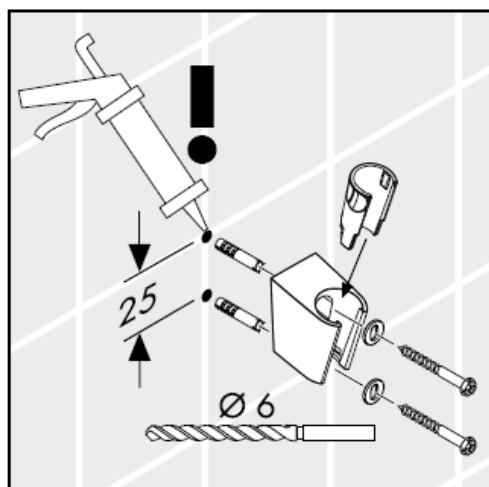
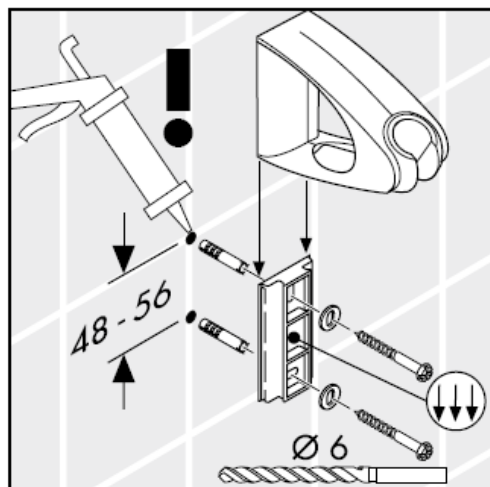
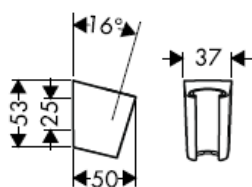


Mono

Porter'D
27526XXX



Porter'S
28331000



¡Atención! Silicona (¡libre de ácido acético!)

En el momento del montaje del producto por parte de personal especializado y cualificado se deberá prestar una atención especial a que la superficie de fijación en toda el área de la fijación sea plana (sin juntas que sobresalen ni azulejos desplazados), que la estructura de la pared sea adecuada para un montaje del producto y que, ante todo, no presente puntos débiles.

Los tornillos y tacos adjuntos son sólo apropiados para hormigón. En el caso de otras estructuras murales se deberán considerar las indicaciones del fabricante de tacos.

Datos técnicos

Presión en servicio: max. 0,6 MPa
Presión recomendada en servicio: 0,1 – 0,4 MPa
(1 MPa = 10 bar = 147 PSI)
Temperatura del agua caliente: max. 60° C

La teleducha se puede instalar con un calentador contínuo de 21 kW de potencia o superior y un caudal mínimo de 7 l/min.

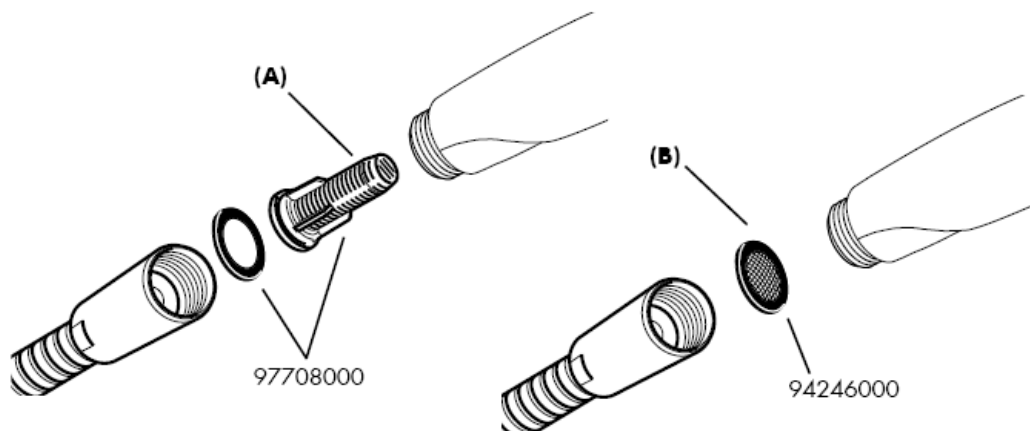
Marca de verificación

	DVGW	P-IX	SVGW	ACS	NF	WRAS	KIWA
27573000				X			
27581000				X			
27592000				X			
27593000				X			
27594000				X			
27595000				X			

Montaje

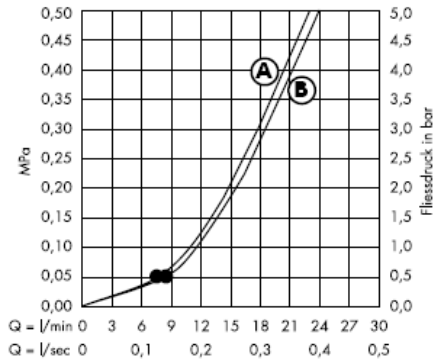
La inserción del filtro (A) debe usarse para asegurar el caudal estandar y para proteger la ducha de la suciedad proveniente de las tuberías. Si se quiere un caudal mayor, se debe usar el paquete de filtro (B) en lugar de la inserción de filtro (A).

La suciedad puede producir defectos y/o puede dañar partes de la cabecera de la ducha. Por dichos defectos o fallos Hansgrohe no se hace responsable.



Raindance E / S 100 AIR 1jet

Con inserción de filtro (A)

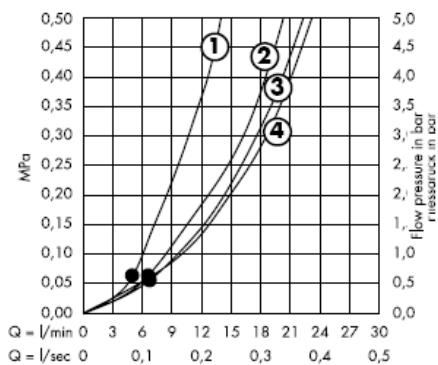


Con paquete de filtro (B)

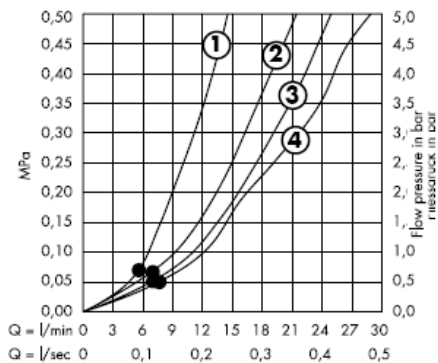
Mínimo • para el correcto funcionamiento.

Croma 100 Vario

Con inserción de filtro (A)



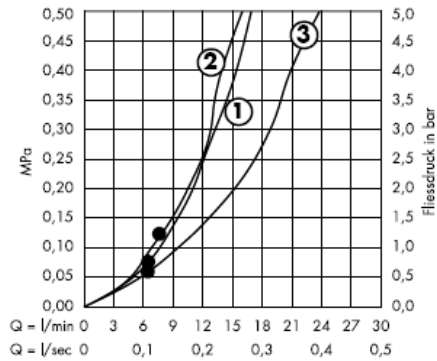
Con paquete de filtro (B)



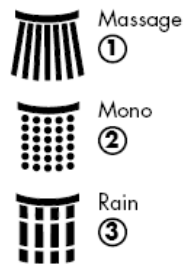
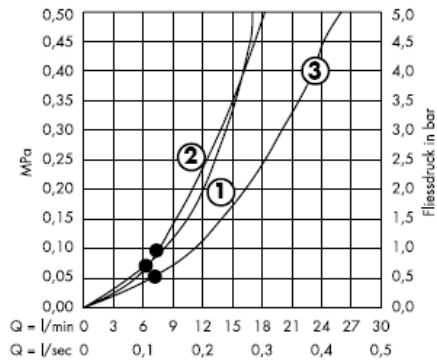
Mínimo • para el correcto funcionamiento.

Croma 100 Multi

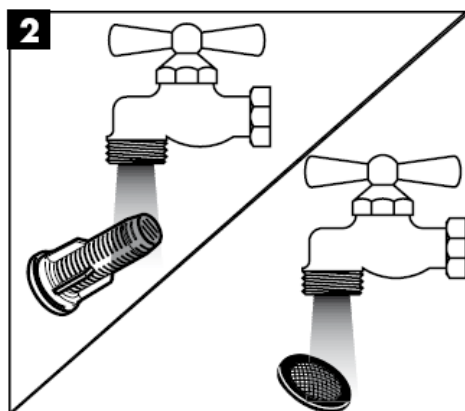
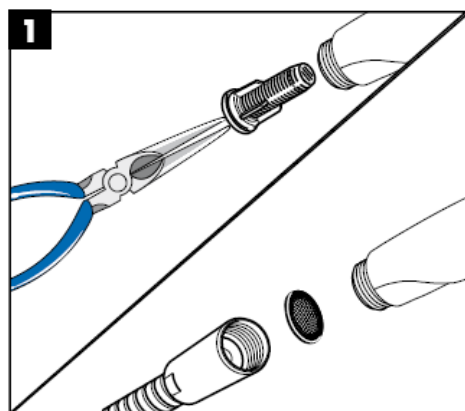
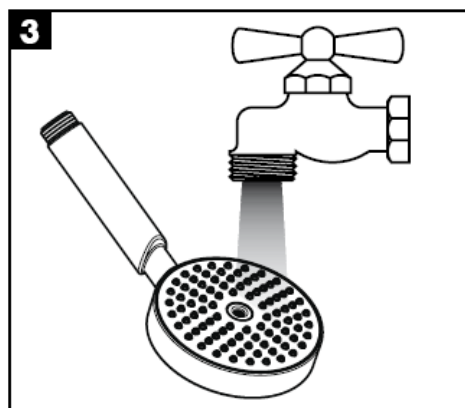

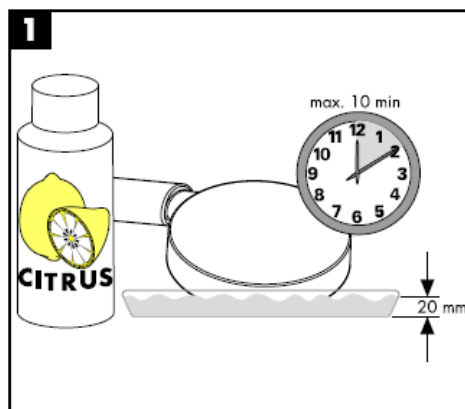
Con inserción de filtro (A)



Con paquete de filtro (B)



Mínimo • para el correcto funcionamiento.



Limpiar

QuickClean, la función de limpieza manual, permite quitar la cal simplemente frotando los ejectores.

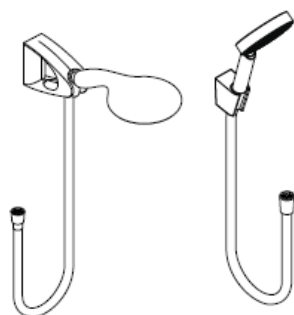


hansgrohe

Hansgrohe · Postfach 1145 · D-77761 Schiltach · Telefon +49 (0) 78 36/51-1282 · Telefax +49 (0) 7836/511440
E-Mail: info@hansgrohe.com · Internet: www.hansgrohe.com

11/2008
9.07400.04
España

Handleiding



**Raindance E 100
AIR 1jet/Porter'D Set**
27572000
27573000

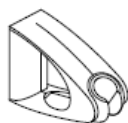


**Raindance
Talis E Combi**
27072000

**Raindance S 100
AIR 1jet / Porter'S Set**
27580000
27581000



Porter'S
28331000



Porter'D
27526XXX



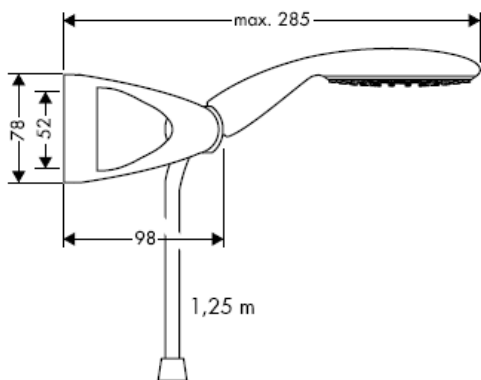
**Raindance
Talis S Combi**
27074000



**Croma 100
Vario / Multi / Porter'S Set**
27592000
27593000
27594000
27595000

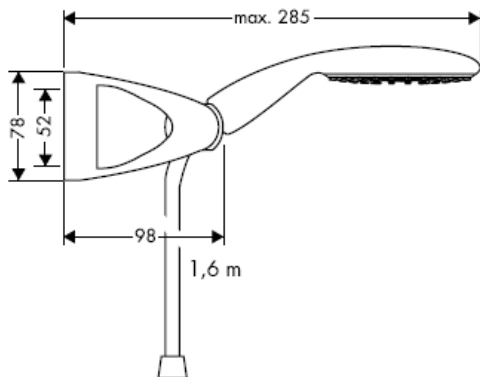
hansgrohe

Raindance E 100 AIR 1jet / Porter'D Set
27572000

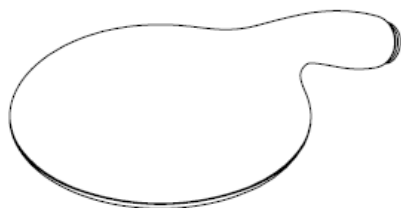
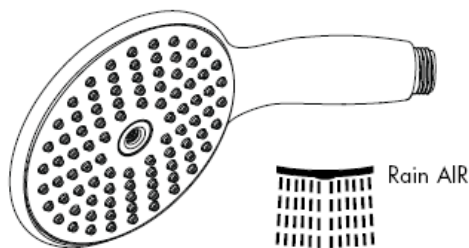
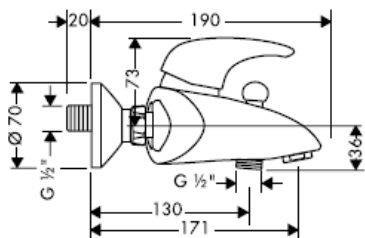
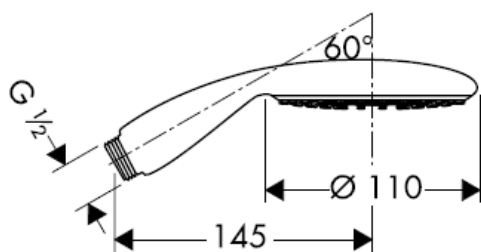


Raindance E 100 AIR 1jet / Porter'D Set
27573000

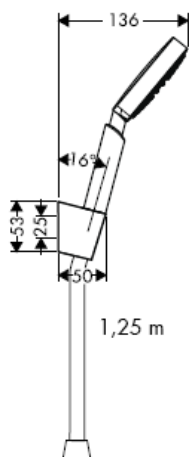
Raindance Talis E Combi
27072000



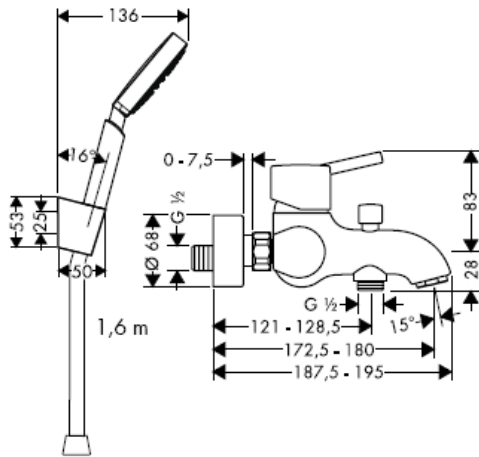
Raindance E 100 AIR 1jet
28508XXX



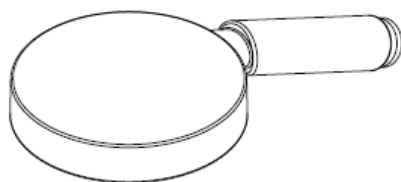
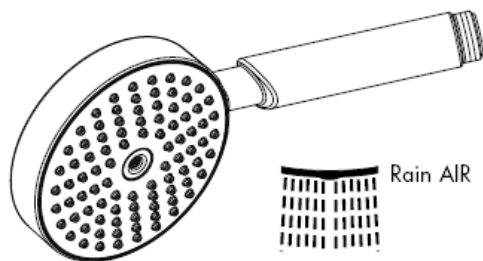
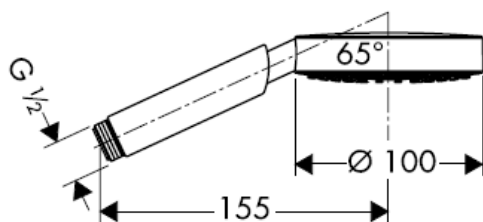
Raindance S 100 AIR 1jet / Porter'S Set
27580000



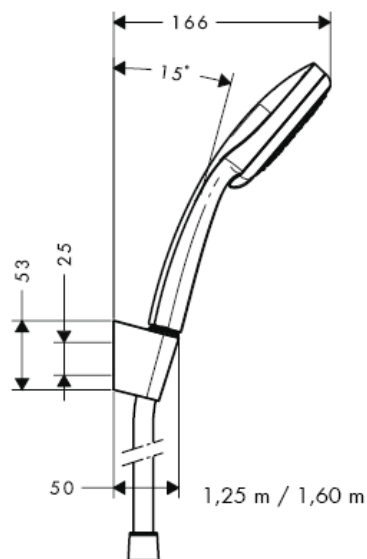
Raindance S 100 AIR 1jet / Porter'S Set
27581000




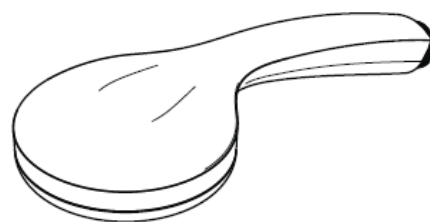
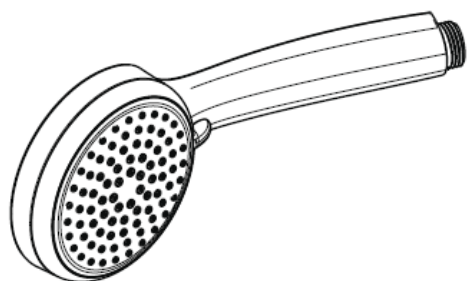
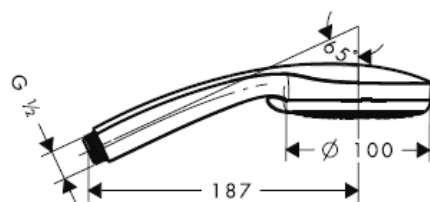
Raindance S 100 AIR 1jet
28509XXX



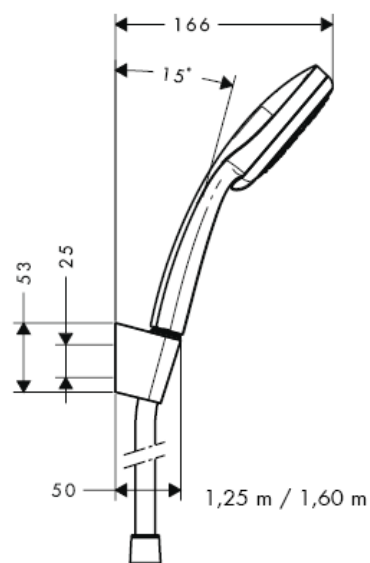
Croma 100 Vario / Porter'S Set
27592000 / 27594000



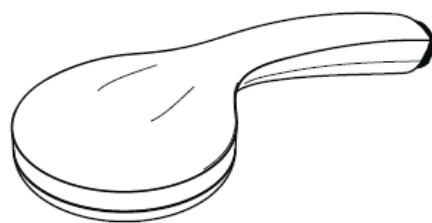
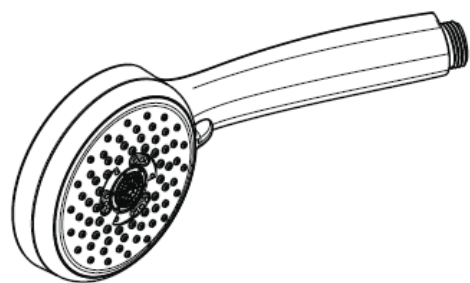
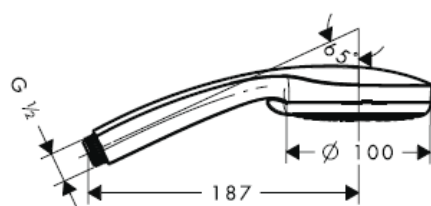
Croma 100 Vario
28535000



Croma 100 Multi / Porter'S Set
27593000 / 27595000



Croma 100 Multi
28536000



Rain

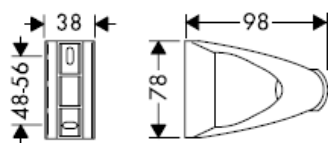


Massage

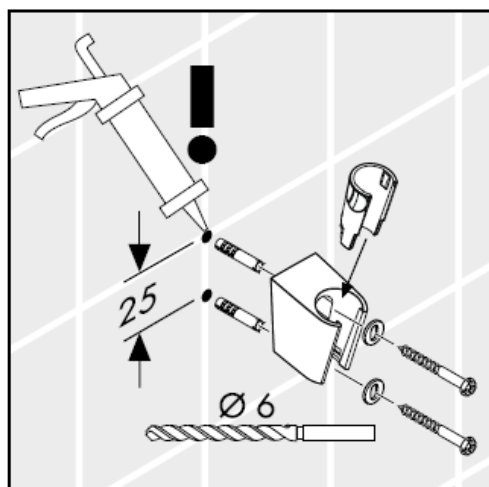
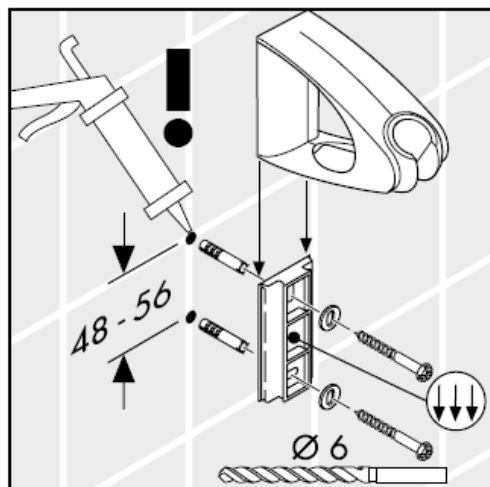
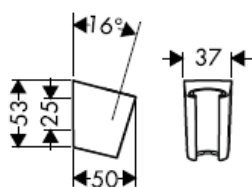


Mono

Porter'D
27526XXX



Porter'S
28331000



Attentie! Silicone (azijnzuurvrij!)

Bij de montage van het produkt door een vakkundige installateur moet men erop letten dat het bevestigingsoppervlak op één oppervlak zit (dus geen opliggende voegen of verspringende tegels), de wand geschikt is voor montage van produkten en zeker geen zwakke plekken bevat.

De bijgevoegde schroeven en duvels zijn alleen geschikt voor beton. Bei andere wandsoorten dient u te letten op de voorschriften van de fabrikant van de schroeven en duvels.

Technische gegevens

Werkdruk: max. max. 0,6 MPa
Aanbevolen werkdruk: 0,1 – 0,4 MPa
(1 MPa = 10 bar = 147 PSI)
Temperatuur warm water: max. 60° C

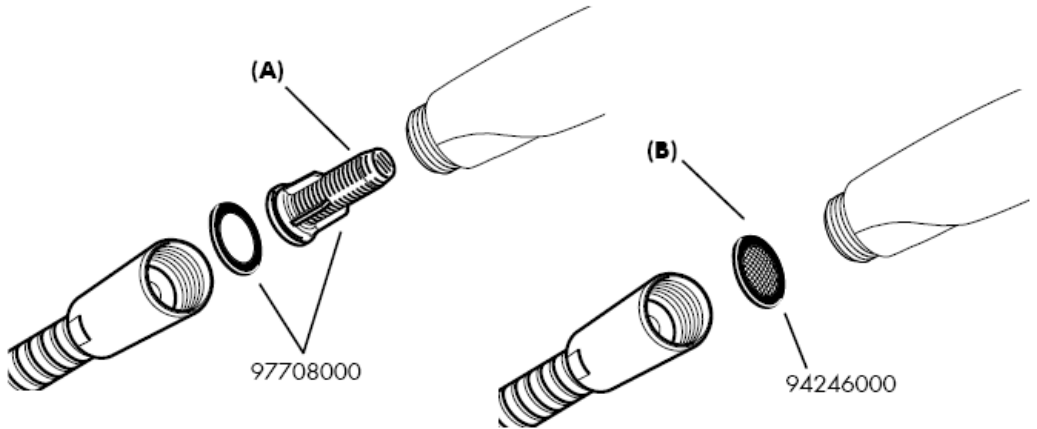
De handdouche is geschikt voor gebruik bij doorstroomtoestellen vanaf 21 kW met een minimale doorstroom van 7 l/min.

Keurmerk

	DVGW	P-IX	SVGW	ACS	NF	WRAS	KIWA
27573000				X			
27581000				X			
27592000				X			
27593000				X			
27594000				X			
27595000				X			

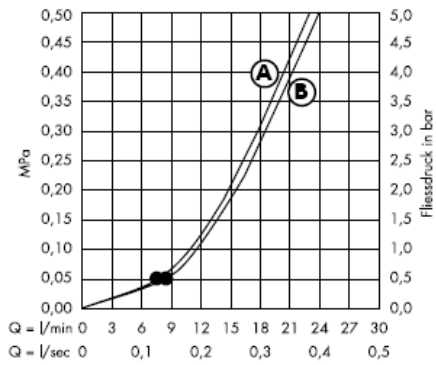
Montage

De bijgeleverde filter (A) moet ingebouwd worden om de norm doorstroom van de handdouche te garanderen en vuil uit de leidingen tegen te houden. Als er een grotere waterdoorlaat gewenst wordt moet i.p.v. het filter de dichting geplaatst worden. Vuil uit de leidingen kan schade aan de handdouche veroorzaken. Op deze schade geeft Hansgrohe geen garantie.



Raindance E / S 100 AIR 1jet

Met filter (A)

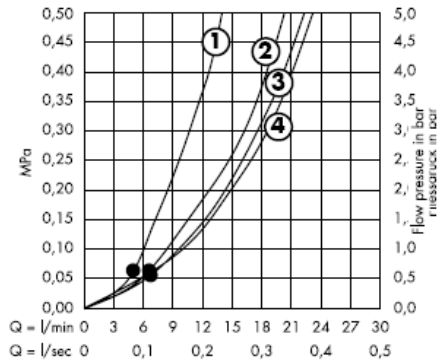


Met dichting (B)

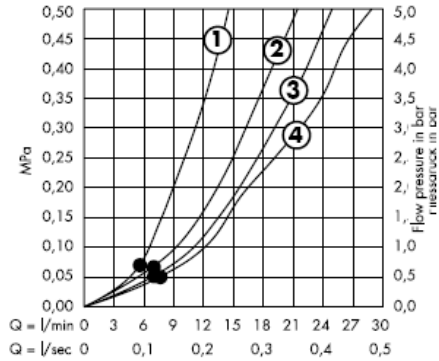
Vanaf • is het functioneren gegarandeerd.

Croma 100 Vario

Met filter (A)



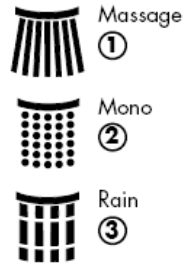
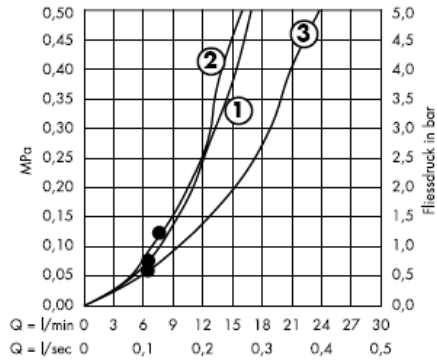
Met dichting (B)



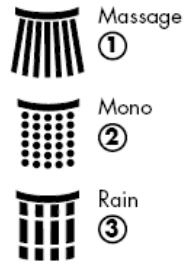
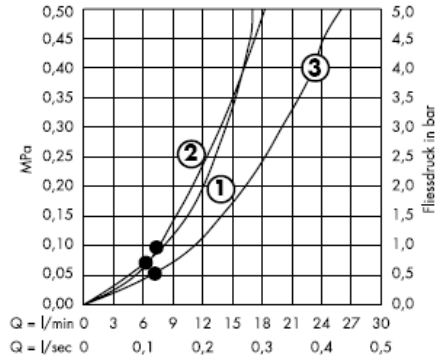
Vanaf • is het functioneren gegarandeerd.

Croma 100 Multi

Met filter (A)

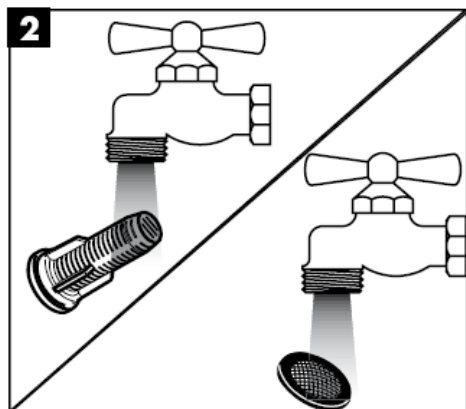
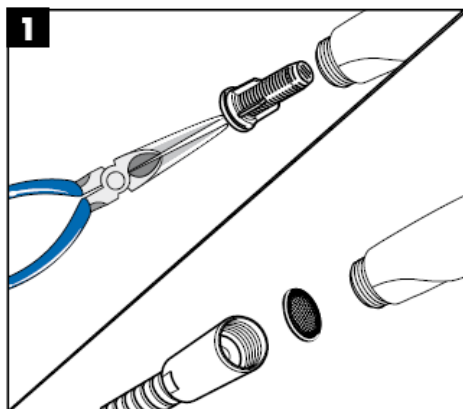
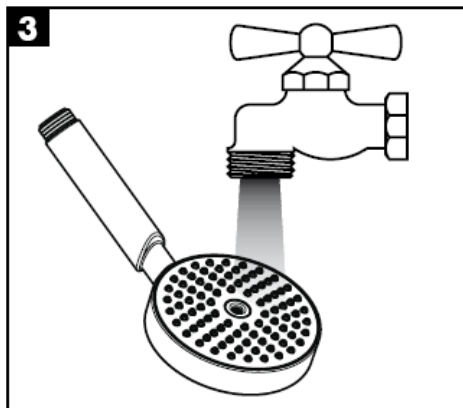
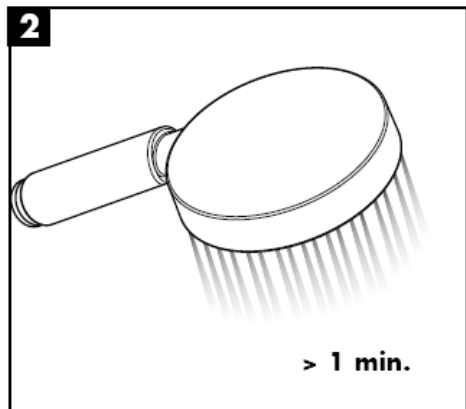
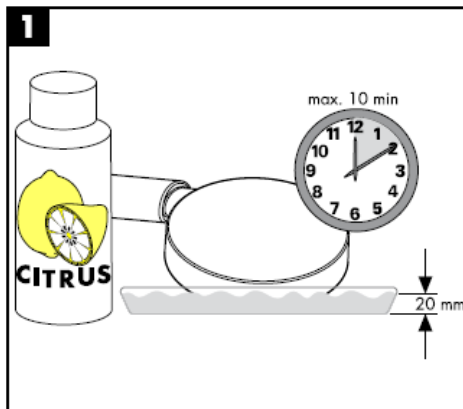


Met dichting (B)



Vanaf • is het functioneren gegarandeerd.

Reinigen



Reinigen

Met QuickClean, de handmatige reinigingsfunctie, kunnen de straalopeningen door het met de hand wegwrijven van kalk, gereinigd worden.

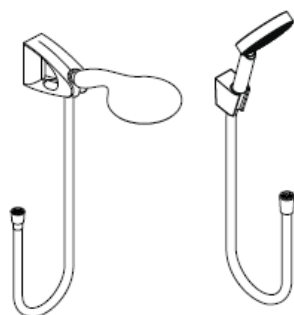


hansgrohe

Hansgrohe · Postfach 1145 · D-77761 Schiltach · Telefon +49 (0) 78 36/51-1282 · Telefax +49 (0) 7836/511440
E-Mail: info@hansgrohe.com · Internet: www.hansgrohe.com

11/2008
9.07400.04
Nederlands

Monteringsvejledning



**Raindance E 100
AIR 1jet/Porter'D Set**
27572000
27573000

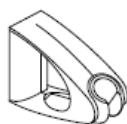


**Raindance
Talis E Combi**
27072000

**Raindance S 100
AIR 1jet / Porter'S Set**
27580000
27581000



Porter'S
28331000



Porter'D
27526XXX



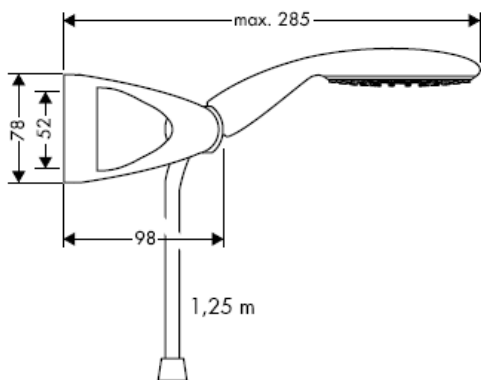
**Raindance
Talis S Combi**
27074000



**Croma 100
Vario / Multi / Porter'S Set**
27592000
27593000
27594000
27595000

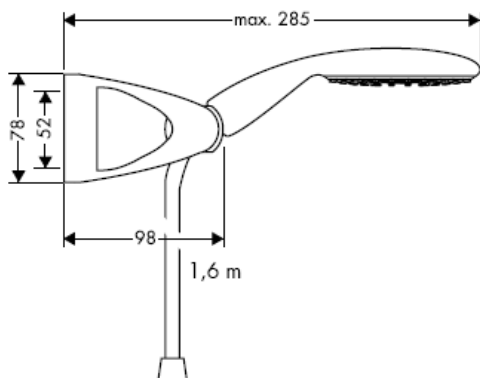
hansgrohe

Raindance E 100 AIR 1jet / Porter'D Set
27572000

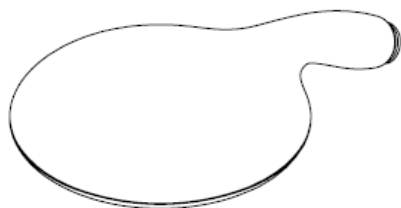
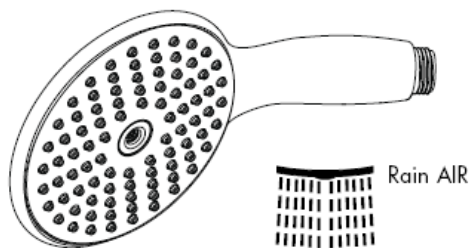
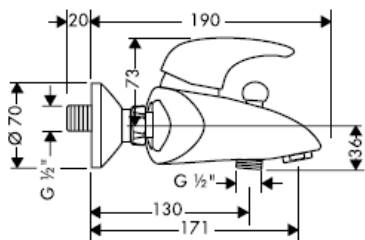
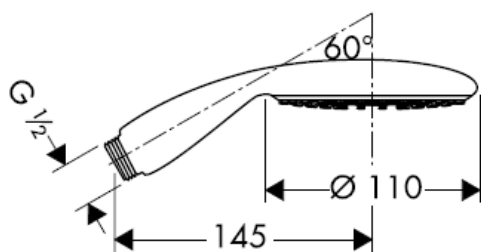


Raindance E 100 AIR 1jet / Porter'D Set
27573000

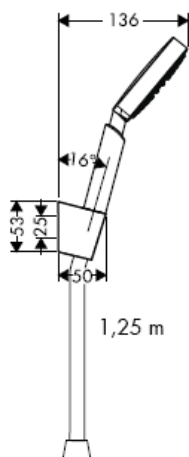
Raindance Talis E Combi
27072000



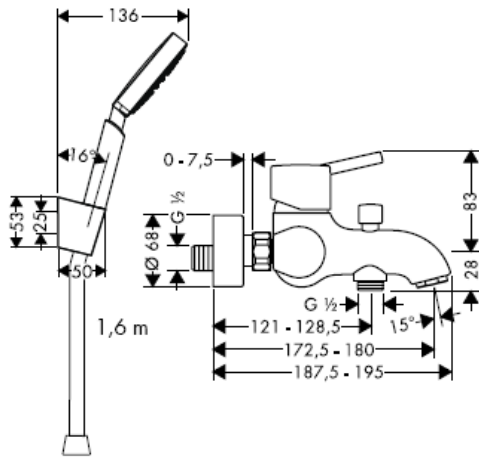
Raindance E 100 AIR 1jet
28508XXX



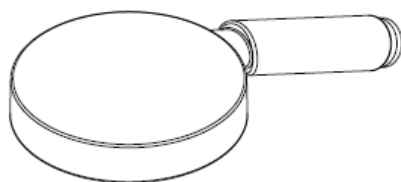
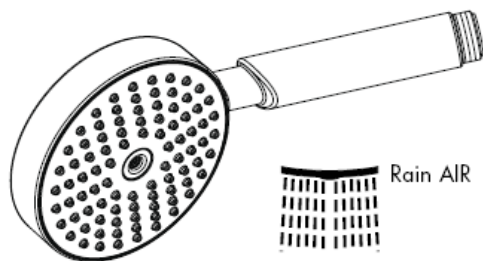
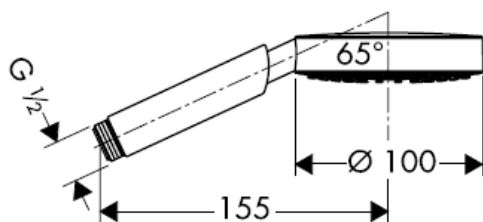
Raindance S 100 AIR 1jet / Porter'S Set
27580000



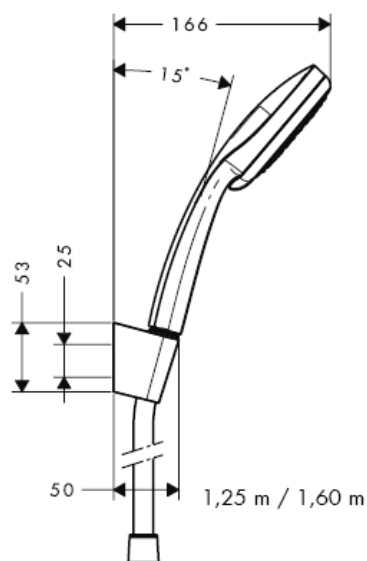
Raindance S 100 AIR 1jet / Porter'S Set
27581000




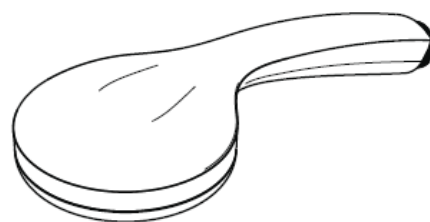
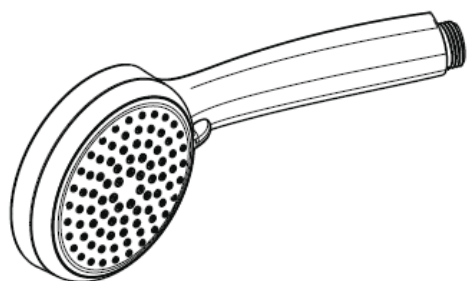
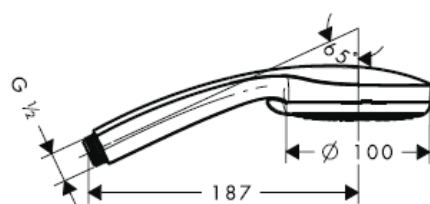
Raindance S 100 AIR 1jet
28509XXX



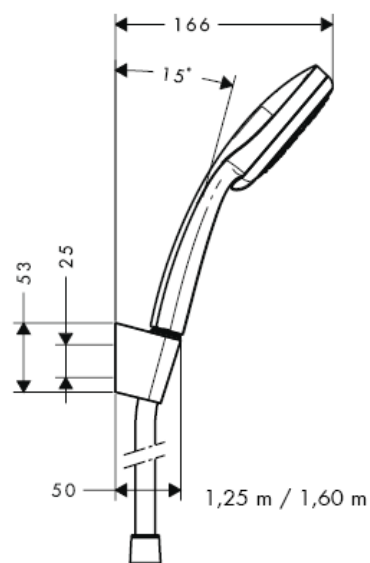
Croma 100 Vario / Porter'S Set
27592000 / 27594000



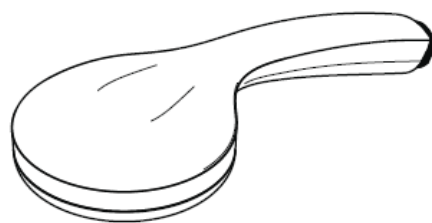
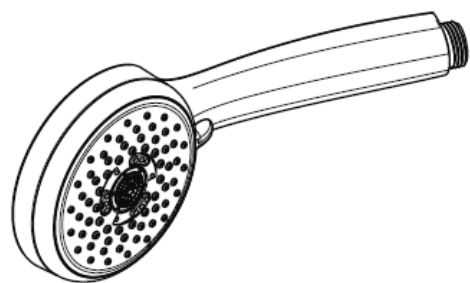
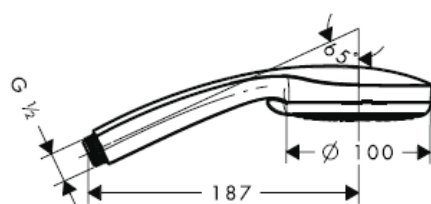
Croma 100 Vario
28535000



Croma 100 Multi / Porter'S Set
27593000 / 27595000



Croma 100 Multi
28536000



Rain

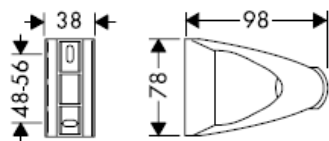


Massage

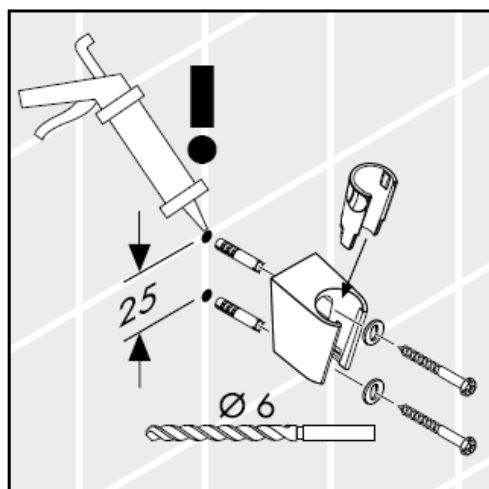
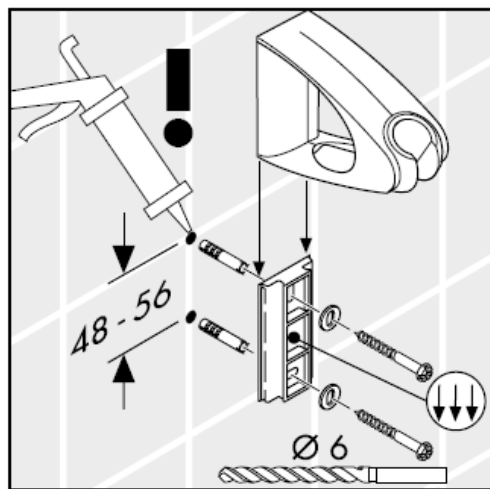
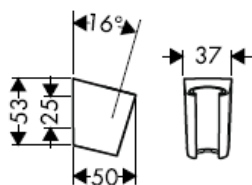


Mono

Porter'D
27526XXX



Porter'S
28331000



Advarsel! Silikone (eddikesyre-fri)

Ved montering er det vigtigt at sikre sig, at hele befæstigelsesfladen er plan (ingen ujævne fuger eller fliser), samt at væggen er egnet til montering af produktet og specielt, at væggen ikke har nogen svage punkter. De medfølgende skruer og dübler er kun egnet til beton. Ved anden vægopbygning bør producenten af dübler kontaktes for nærmere information.

Tekniske data

Driftstryk: max. 0,6 MPa
Anbefalet driftstryk: 0,1 – 0,4 MPa
(1 MPa = 10 bar = 147 PSI)
Varmtvandstemperatur: max. 60° C

Håndbruseren er velegnet i forbindelse med gennemstrømningsvandvarmere på min 21 kW samt en gennemstrømningsmængde på min. 7 l/min.

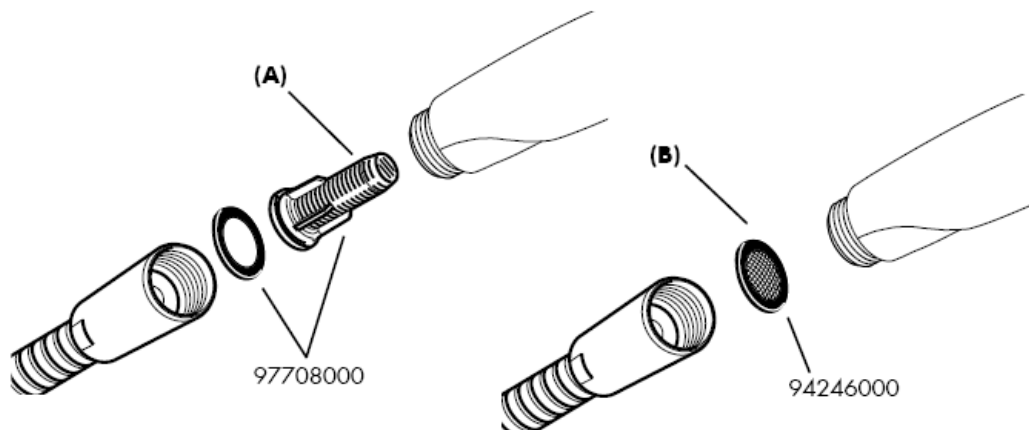
Godkendelse

	DVGW	P-IX	SVGW	ACS	NF	WRAS	KIWA
27573000				X			
27581000				X			
27592000				X			
27593000				X			
27594000				X			
27595000				X			

Montering

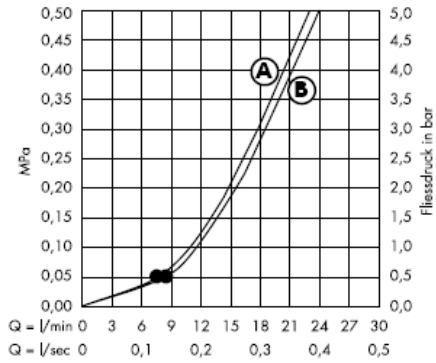
Den vedlagte filterindsats (A) skal monteres for at sikre en normal vandgennemstrømning og for at forhindre at der kommer smuds i håndbruseren fra rørsystemet. Ønskes en større vandgennemstrømning skal filterindsatsen (A) erstattes med en smudsfangsi (B).

Snavs der er kommet ind i håndbruseren kan skade funktionsdelene i håndbruseren, og Hansgrohes garanti gælder ikke for skader der er opstået på denne måde.



Raindance E / S 100 AIR 1jet

Med filterindsats (A)

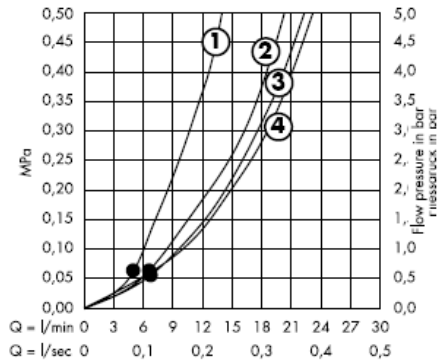


Med smudsfangsi (B)

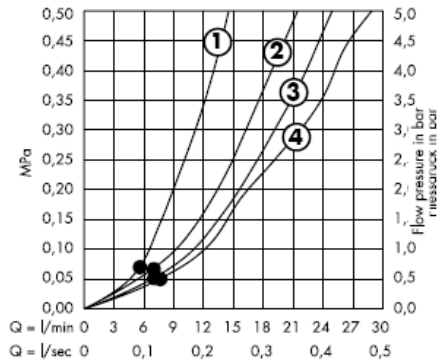
Fra • er funktionen anvendelig.

Croma 100 Vario

Med filterindsats (A)



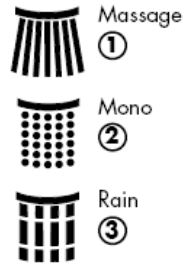
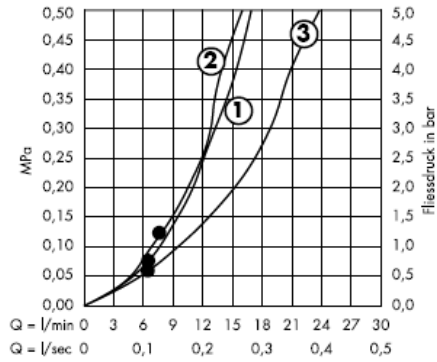
Med smudsfangsi (B)



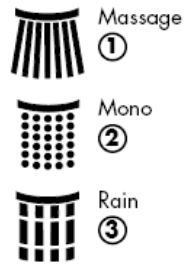
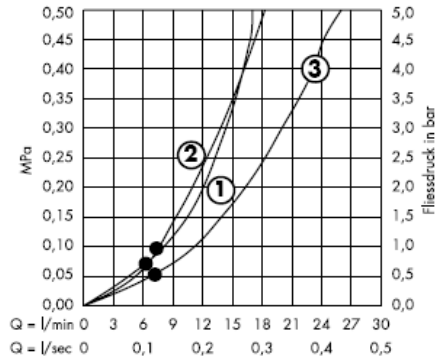
Fra • er funktionen anvendelig.

Croma 100 Multi

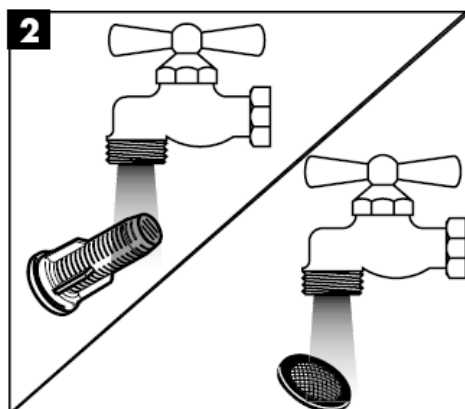
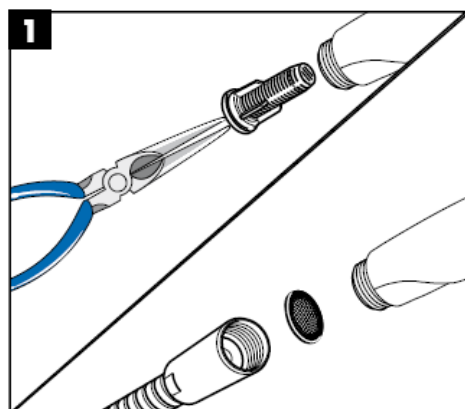
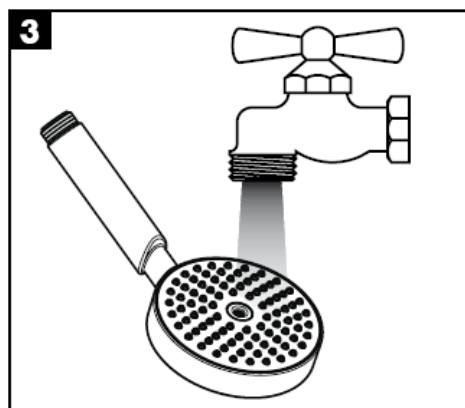

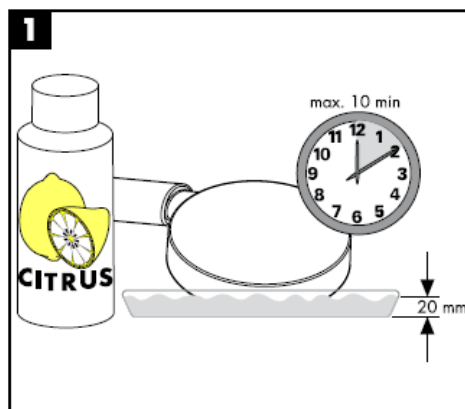
Med filterindsats (A)



Med smudsfangsi (B)



Fra • er funktionen anvendelig.



Rengøring

Med QuickClean, den manuelle rengøringsfunktion kan strålekanalerne let renses for kalk - der skal blot gnubbes!

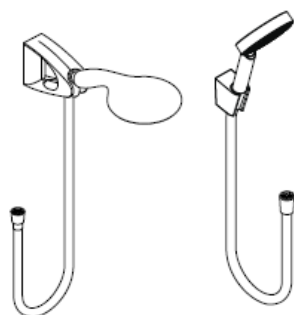


hansgrohe

Hansgrohe · Postfach 1145 · D-77761 Schiltach · Telefon +49 (0) 78 36/51-1282 · Telefax +49 (0) 7836/511440
E-Mail: info@hansgrohe.com · Internet: www.hansgrohe.com

11/2008
9.07400.04
Dansk

Manual de Instalación



Raindance S 100
AIR 1jet / Porter'S Set

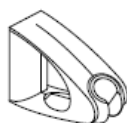
27580000
27581000

Raindance E 100
AIR 1jet/Porter'D Set

27572000
27573000



Porter'S
28331000



Porter'D
27526XXX



Raindance
Talis E Combi
27072000



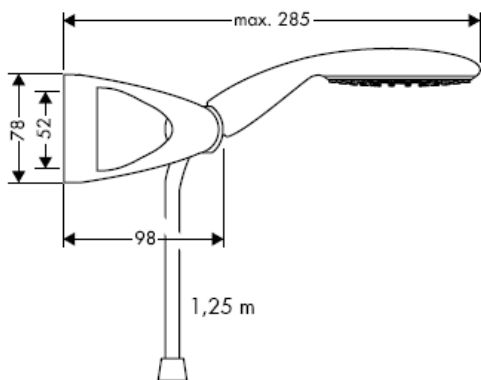
Raindance
Talis S Combi
27074000



Cromo 100
Vario / Multi / Porter'S Set
27592000
27593000
27594000
27595000

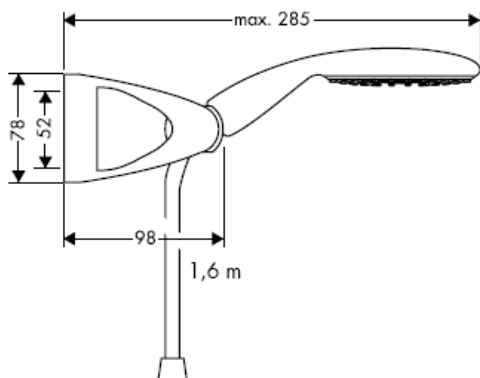
hansgrohe

Raindance E 100 AIR 1jet / Porter'D Set
27572000

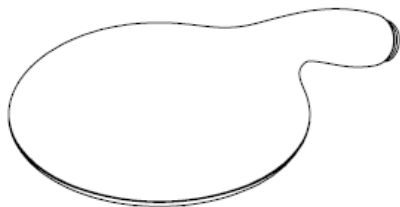
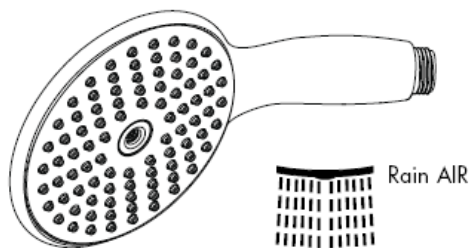
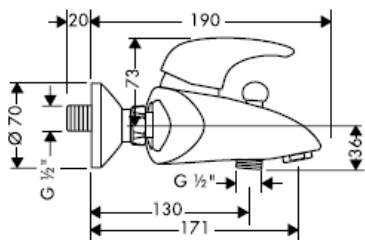
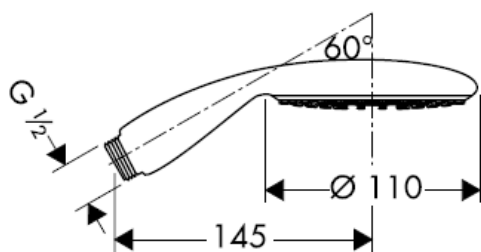


Raindance E 100 AIR 1jet / Porter'D Set
27573000

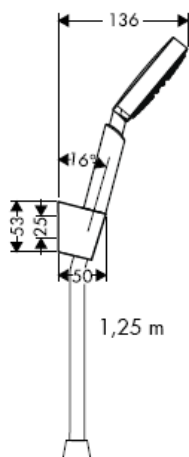
Raindance Talis E Combi
27072000



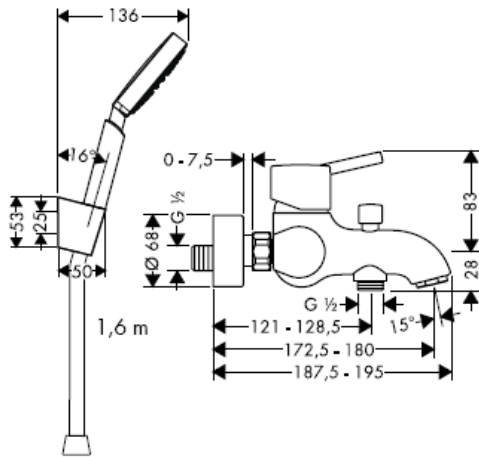
Raindance E 100 AIR 1jet
28508XXX



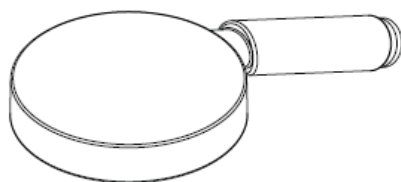
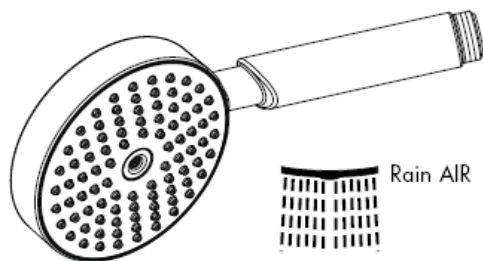
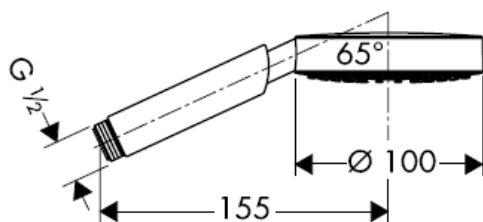
Raindance S 100 AIR 1jet / Porter'S Set
27580000



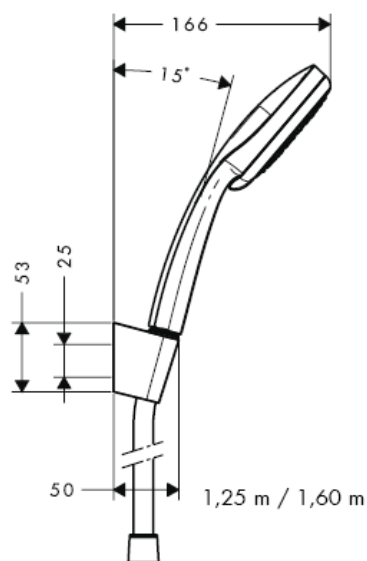
Raindance S 100 AIR 1jet / Porter'S Set
27581000




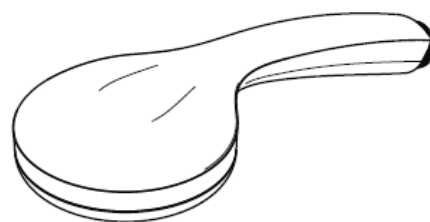
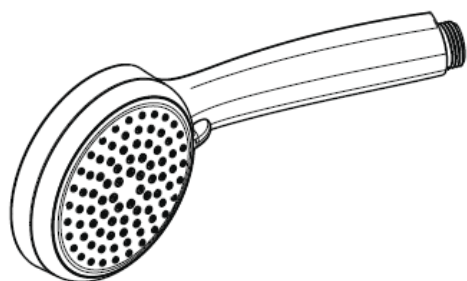
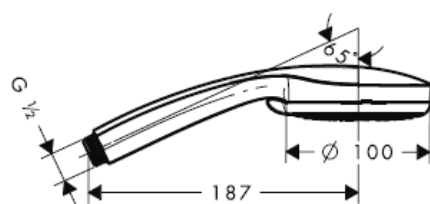
Raindance S 100 AIR 1jet
28509XXX



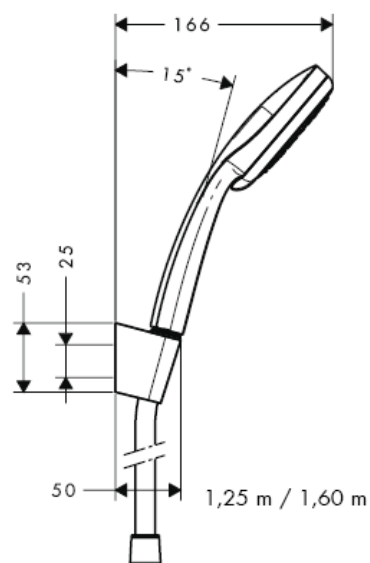
Croma 100 Vario / Porter'S Set
27592000 / 27594000



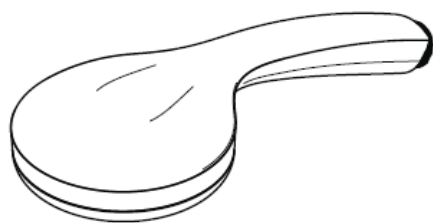
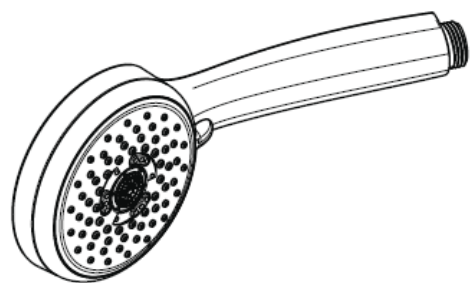
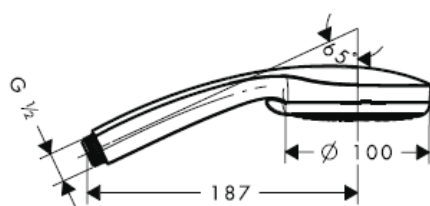
Croma 100 Vario
28535000



Croma 100 Multi / Porter'S Set
27593000 / 27595000



Croma 100 Multi
28536000



Rain

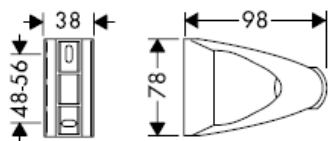


Massage

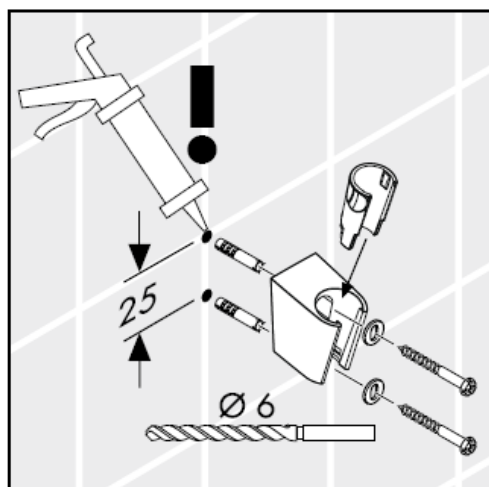
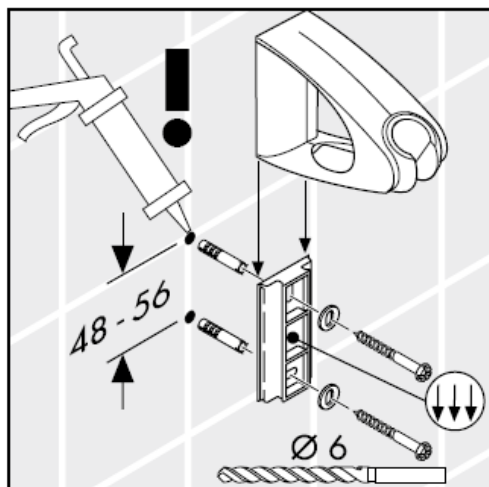
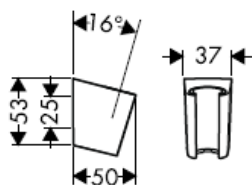


Mono

Porter'D
27526XXX



Porter'S
28331000



Atenção! Silicone (sem ácido acético)

Durante a montagem do produto por técnicos qualificados, deve ter-se em atenção que a superfície de fixação seja plana em toda a área da fixação (sem juntas sobrepostas/salientes ou ladrilhos deslocados), que o dispositivo de montagem na parede seja adequado para uma montagem na parede e que este não apresente nenhuns pontos fracos. Os parafusos e buchas incluídos no volume de fornecimento são apenas adequados para betão. Para outros métodos de montagem na parede devem ser respeitadas as indicações do fabricante das buchas.

Dados Técnicos

Pressão de funcionamento: max. 0,6 MPa
Pressão de func. recomendada: 0,1 – 0,4 MPa
(1 MPa = 10 bar = 147 PSI)
Temperatura da água quente: max. 60° C

O chuveiro de mão é compatível com esquentadores instantâneos de 21 kW e um caudal mínimo de 7 l/minuto.

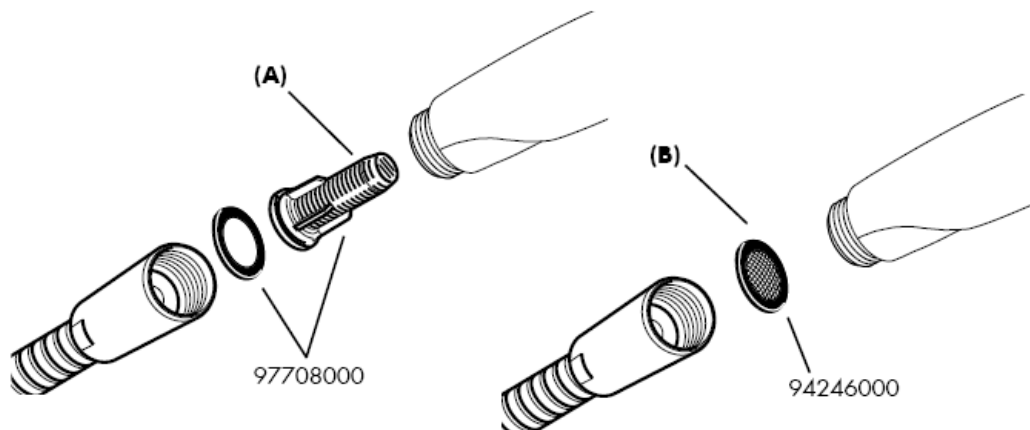
Marca de controlo

	DVGW	P-IX	SVGW	ACS	NF	WRAS	KIWA
27573000				X			
27581000				X			
27592000				X			
27593000				X			
27594000				X			
27595000				X			

Montagem

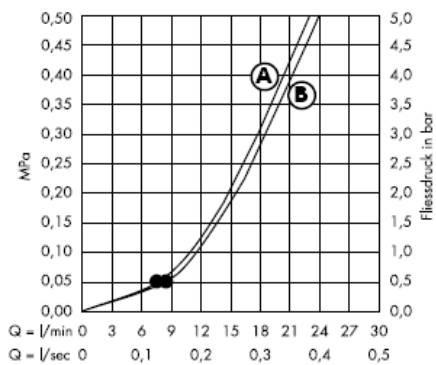
O filtro de inserção (A) deve ser utilizado para assegurar um caudal standart e para proteger o chuveiro de mão de areias e resíduos provenientes da tubagem. Se quiser um caudal maior, deve usar o filtro de junção (B) em vez do filtro de inserção (A).

Resíduos e areias podem danificar componentes ou provocar o mau funcionamento do chuveiro; as avarias assim provocadas anulam a responsabilidade e garantia Hansgrohe.



Raindance E / S 100 AIR 1jet

Com o filtro (A)

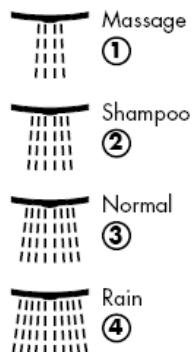
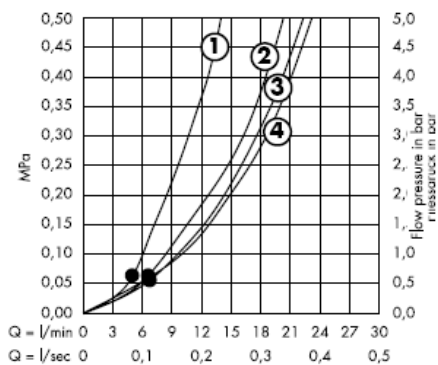


Com o filtro de junção (B)

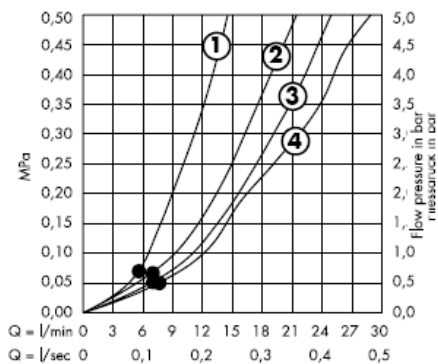
- A partir deste ponto inicia-se o funcionamento correcto.

Croma 100 Vario

Com o filtro (A)



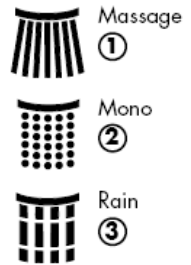
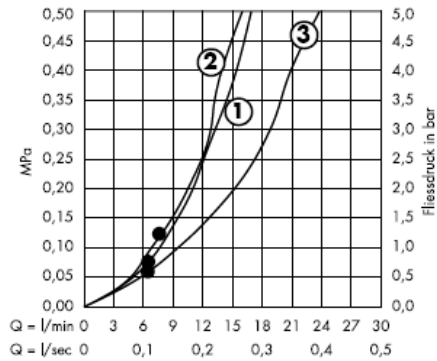
Com o filtro de junção (B)



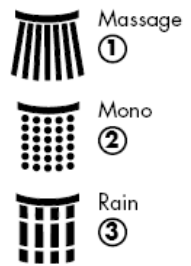
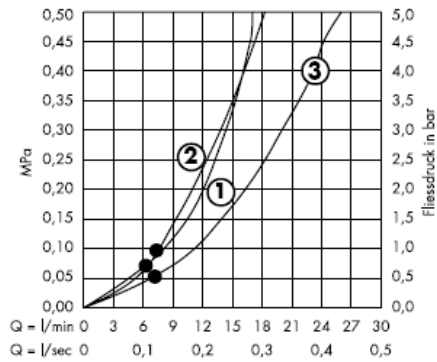
- A partir deste ponto inicia-se o funcionamento correcto.

Croma 100 Multi

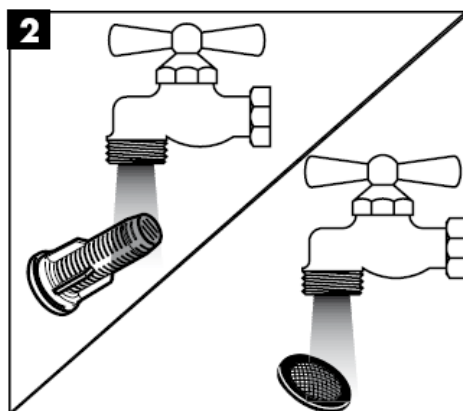
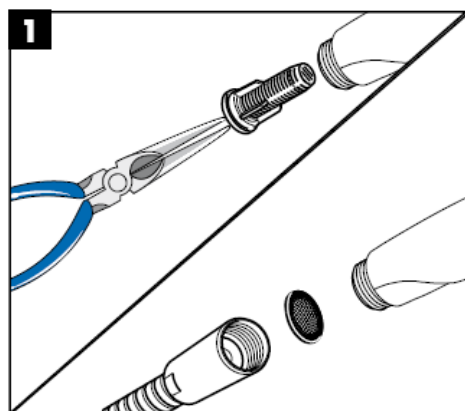
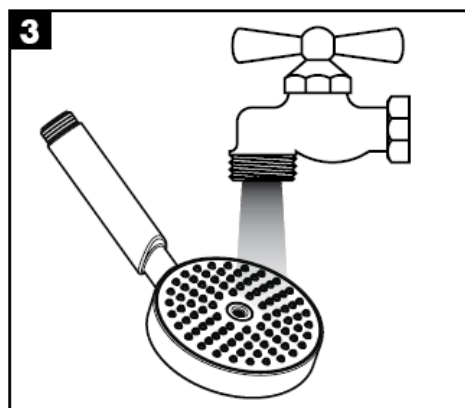

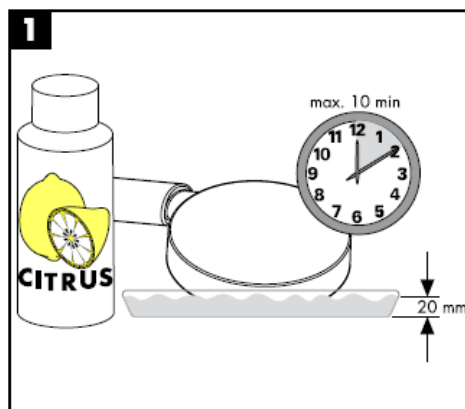
Com o filtro (A)



Com o filtro de junção (B)



• A partir deste ponto inicia-se o funcionamento correcto.



Limpeza

O sistema de limpeza QuickClean requer apenas uma ligeira passagem com a mão para remover os depósitos de calcário do emulsor.

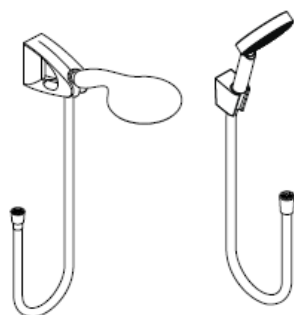


hansgrohe

Hansgrohe · Postfach 1145 · D-77761 Schiltach · Telefon +49 (0) 78 36/51-1282 · Telefax +49 (0) 7836/511440
E-Mail: info@hansgrohe.com · Internet: www.hansgrohe.com

11/2008
9.07400.04
Português

Instrukcja montażu



Raindance E 100
AIR 1jet/Porter'D Set
27572000
27573000

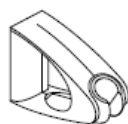


Raindance
Talis E Combi
27072000

Raindance S 100
AIR 1jet / Porter'S Set
27580000
27581000



Porter'S
28331000



Porter'D
27526XXX



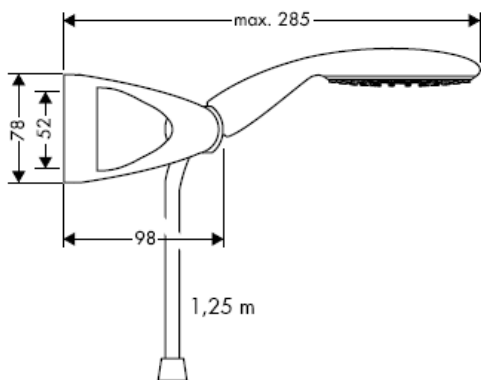
Raindance
Talis S Combi
27074000



Croma 100
Vario / Multi / Porter'S Set
27592000
27593000
27594000
27595000

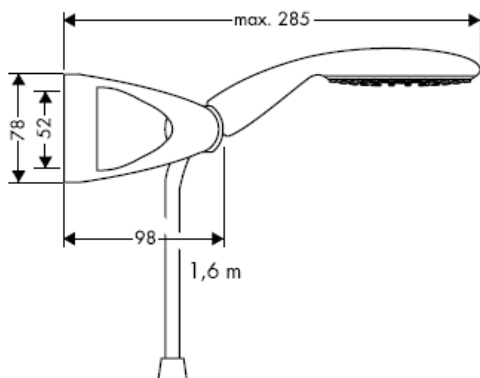
hansgrohe

Raindance E 100 AIR 1jet / Porter'D Set
27572000

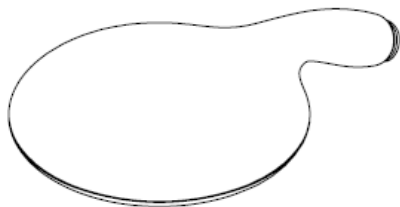
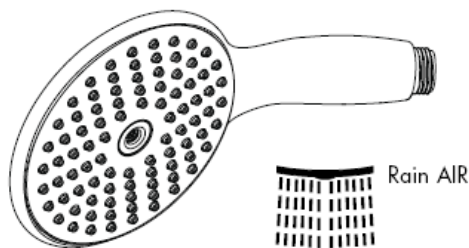
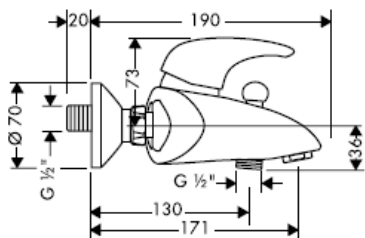
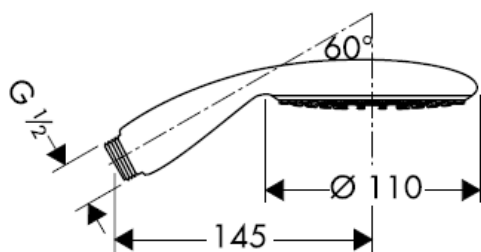


Raindance E 100 AIR 1jet / Porter'D Set
27573000

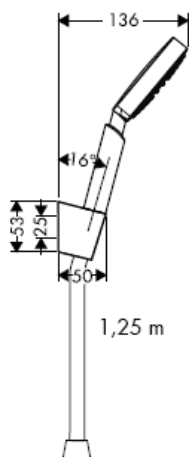
Raindance Talis E Combi
27072000



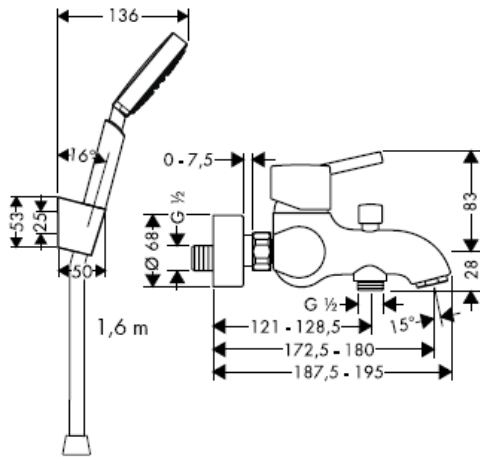
Raindance E 100 AIR 1jet
28508XXX



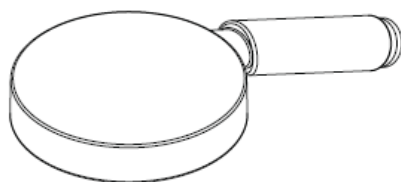
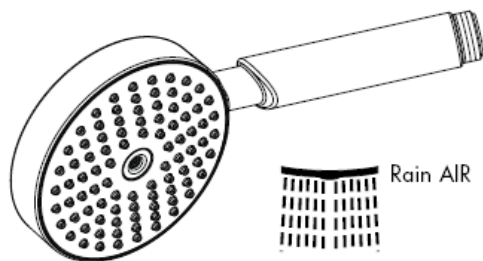
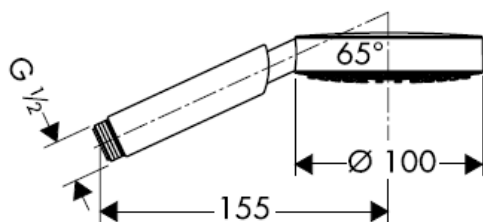
Raindance S 100 AIR 1jet / Porter'S Set
27580000



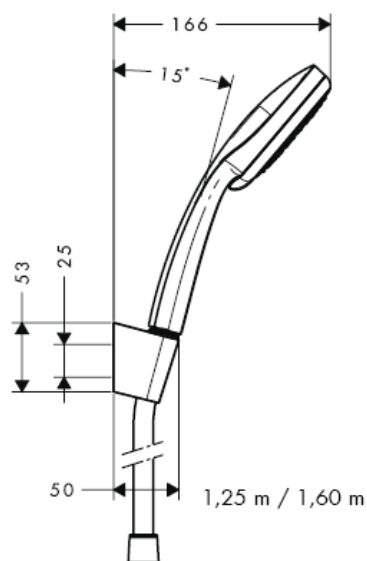
Raindance S 100 AIR 1jet / Porter'S Set
27581000




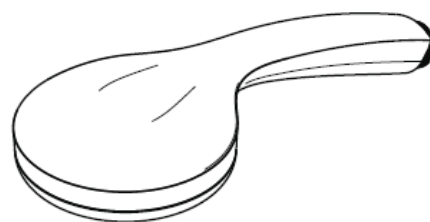
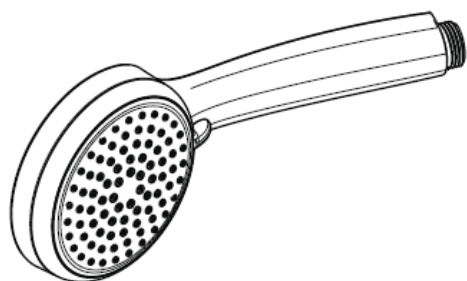
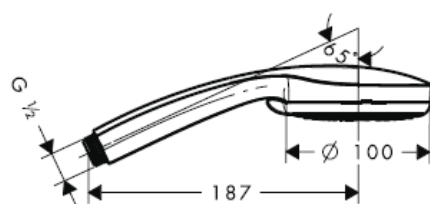
Raindance S 100 AIR 1jet
28509XXX



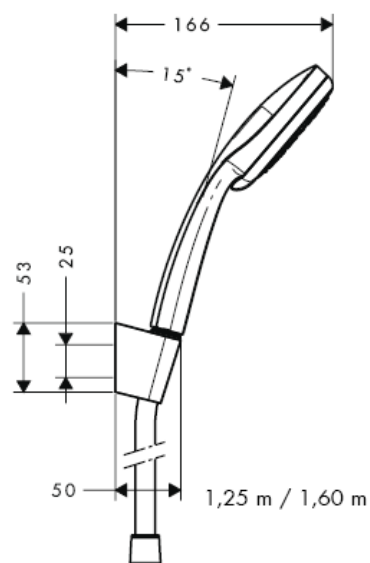
Croma 100 Vario / Porter'S Set
27592000 / 27594000



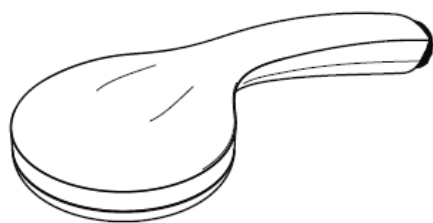
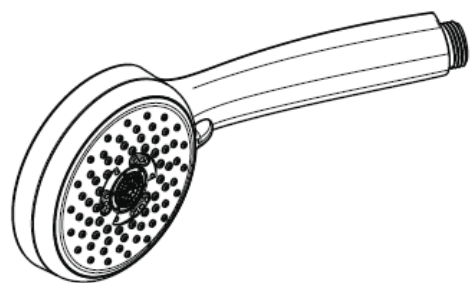
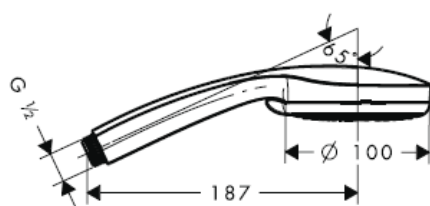
Croma 100 Vario
28535000



Croma 100 Multi / Porter'S Set
27593000 / 27595000



Croma 100 Multi
28536000



Rain

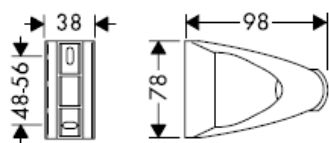


Massage

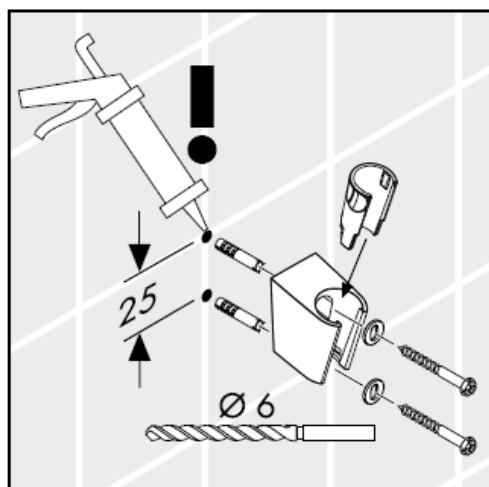
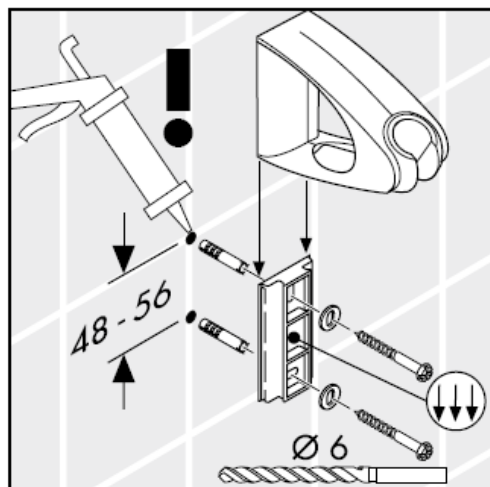
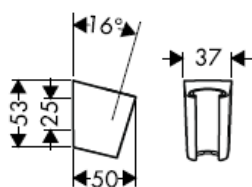


Mono

Porter'D
27526XXX



Porter'S
28331000



Uwaga! Silikon (neutralny)

Przy montażu produktu przez wykwalifikowany personel fachowy należy zważyć na to, by powierzchnia mocowania na całym obszarze mocowania była równa (by nie było szczelin wzgl. wzajemnie przesuniętych płytek), rodzaj ściany nadawał się do montażu produktu i zwłaszcza, by nie było żadnych słabych stron.

Umieszczone w dostawie śruby i kołki rozporowe są przeznaczone tylko do betonu. Przy innych rodzajach montażu ściannowego należy przestrzegać danych producenta kołków rozporowych.

Dane techniczne

Ciśnienie robocze: max. 0,6 MPa
Zalecane ciśnienie robocze: 0,1 – 0,4 MPa
(1 MPa = 10 bary = 147 PSI)
Temperatura wody gorącej: max. 60° C

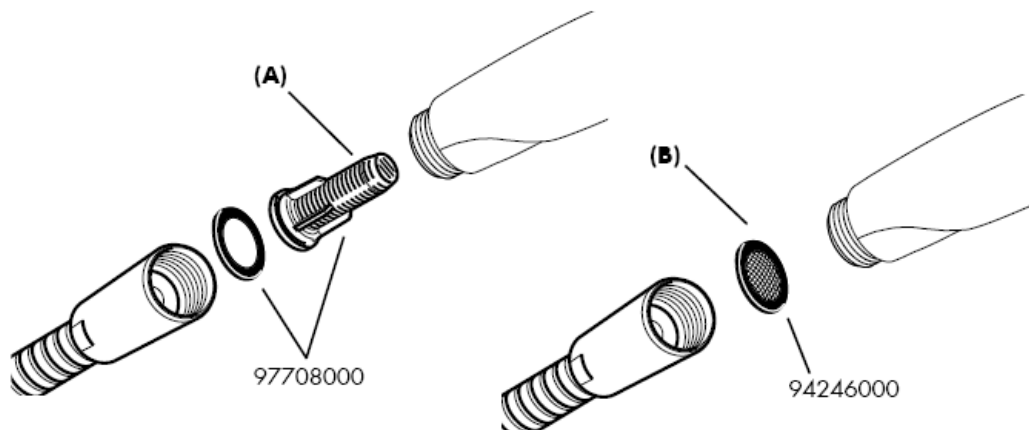
Prysznic ręczny jest przystosowany do przepływowych podgrzewaczy wody o mocy powyżej 21 kW i przepływie minimalnym 7 l/min.

Znak jakości

	DVGW	P-IX	SVGW	ACS	NF	WRAS	KIWA
27573000				X			
27581000				X			
27592000				X			
27593000				X			
27594000				X			
27595000				X			

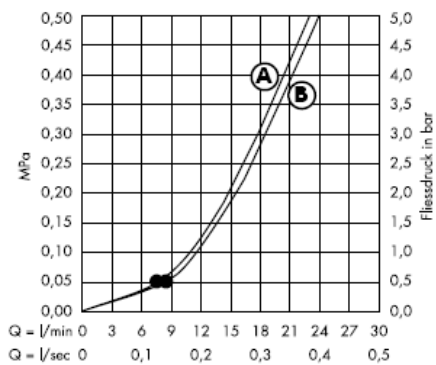
Montaż

Należy zamontować znajdującą się w opakowaniu wkładkę filtra (A), aby zapewnić przepisowy przepływ przez prysznic ręczny i zapobiec przedostawaniu się zanieczyszczeń z instalacji sieciowej. Jeżeli pożądanym jest większy przepływ wody, wówczas należy zamiast wkładki filtra (A) użyć uszczelki z sitkiem (B). Przedostające się zanieczyszczenia mogą mieć negatywny wpływ na działanie i/lub prowadzić do usterek w działaniu elementów prysznica ręcznego. Za powstałe z tego tytułu szkody firma Hansgrohe nie ponosi odpowiedzialności.



Raindance E / S 100 AIR 1jet

Z wkładką filtra (A)

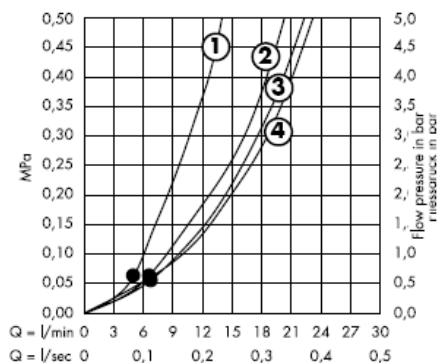


Z uszczelką z sitkiem (B)

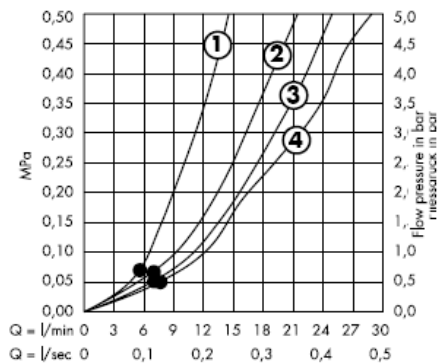
Od • możliwe jest funkcjonowanie.

Croma 100 Vario

Z wkładką filtra (A)



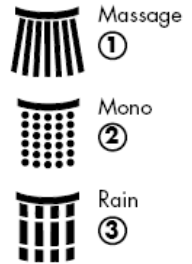
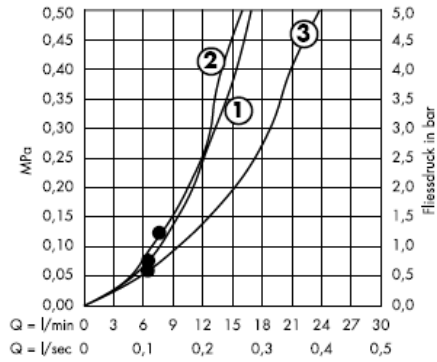
Z uszczelką z sitkiem (B)



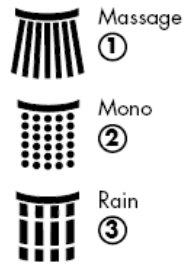
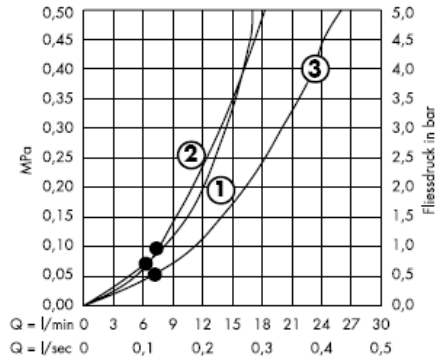
Od • możliwe jest funkcjonowanie.

Croma 100 Multi

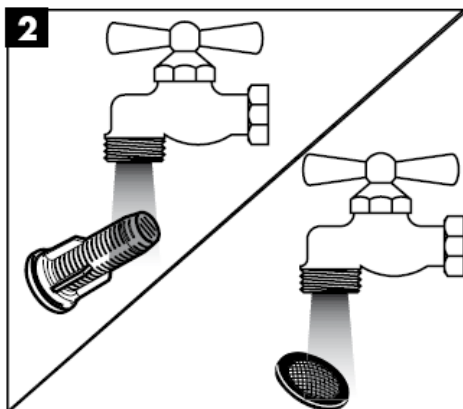
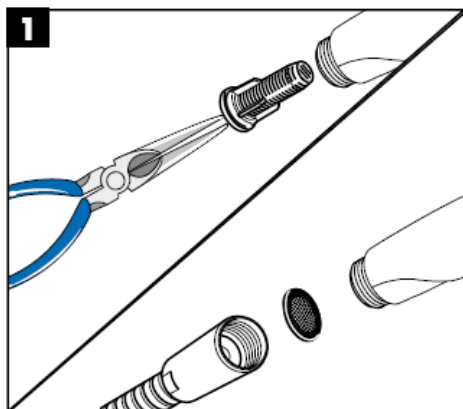
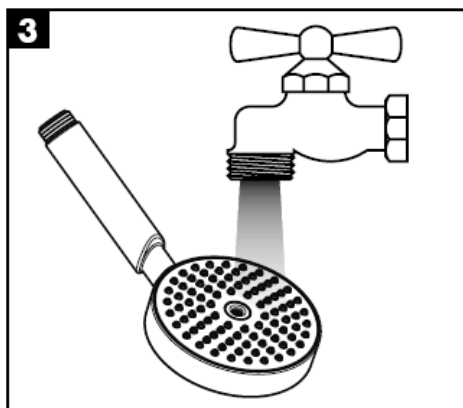
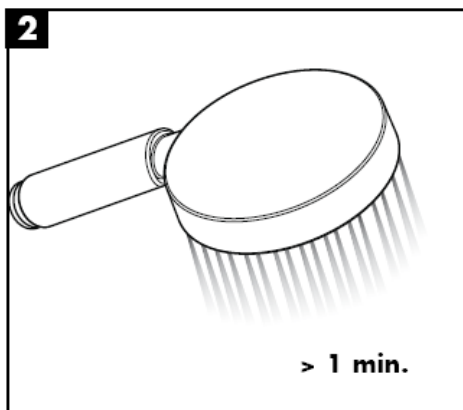
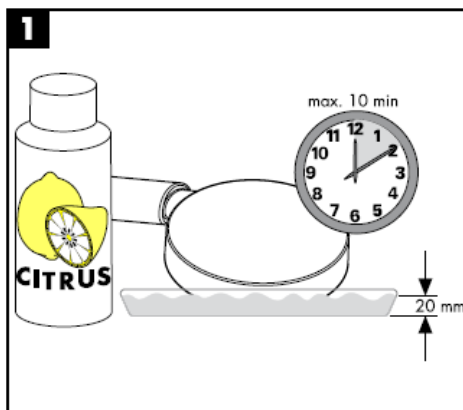
Z wkładką filtra (A)



Z uszczelką z sitkiem (B)



Od • możliwe jest funkcjonowanie.



Czyszczenie

Funkcja QuickClean wymaga jedynie delikatnego potarcia dłonią, aby usunąć ewentualne osady kamienia wapiennego.

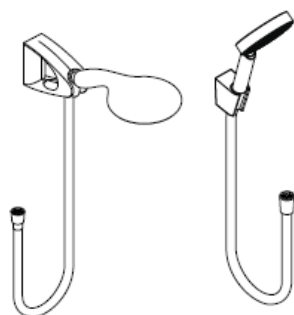


hansgrohe

Hansgrohe · Postfach 1145 · D-77761 Schiltach · Telefon +49 (0) 78 36/51-1282 · Telefax +49 (0) 7836/511440
E-Mail: info@hansgrohe.com · Internet: www.hansgrohe.com

11/2008
9.07/400.04
Polski

Montážní návod



Raindance S 100
AIR 1jet / Porter'S Set

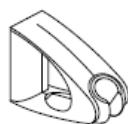
27580000
27581000

Raindance E 100
AIR 1jet/Porter'D Set

27572000
27573000



Porter'S
28331000



Porter'D
27526XXX



Raindance
Talis E Combi
27072000



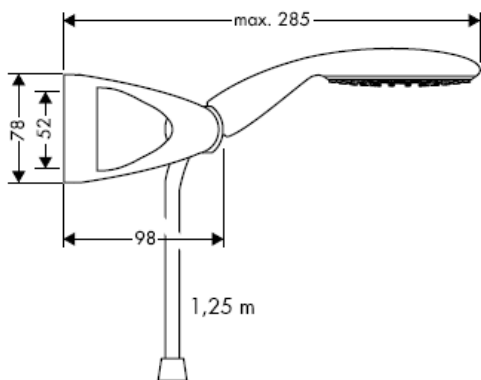
Raindance
Talis S Combi
27074000



Croma 100
Vario / Multi / Porter'S Set
27592000
27593000
27594000
27595000

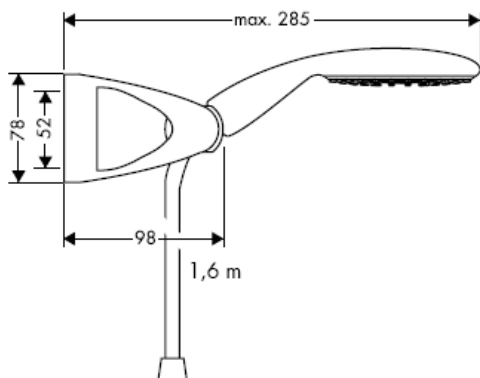
hansgrohe

Raindance E 100 AIR 1jet / Porter'D Set
27572000

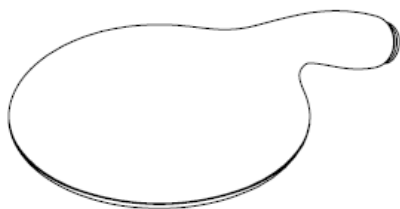
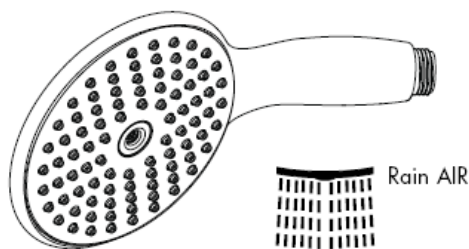
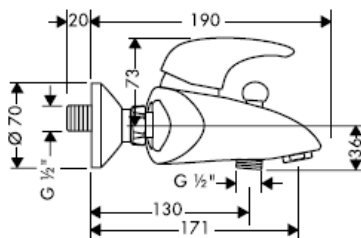
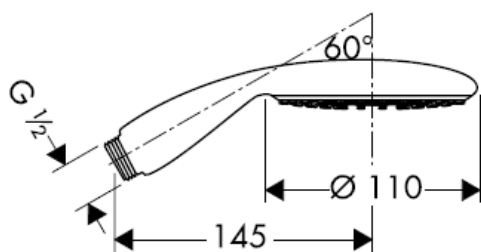


Raindance E 100 AIR 1jet / Porter'D Set
27573000

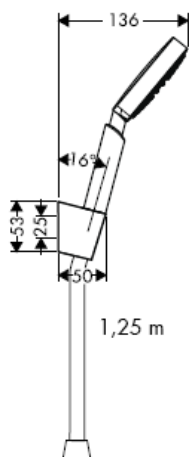
Raindance Talis E Combi
27072000



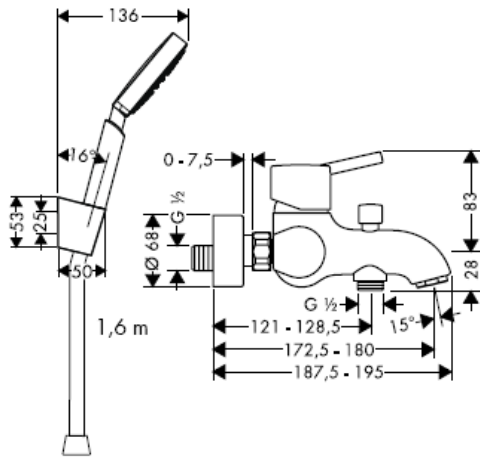
Raindance E 100 AIR 1jet
28508XXX



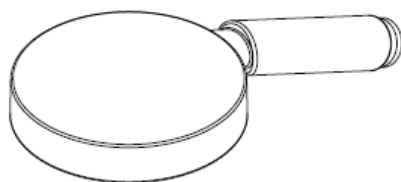
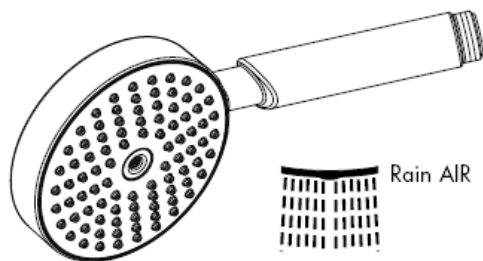
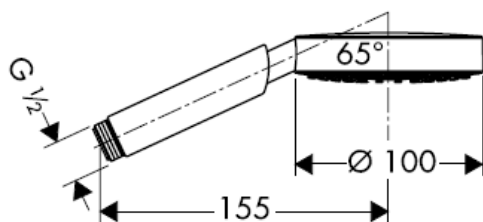
Raindance S 100 AIR 1jet / Porter'S Set
27580000



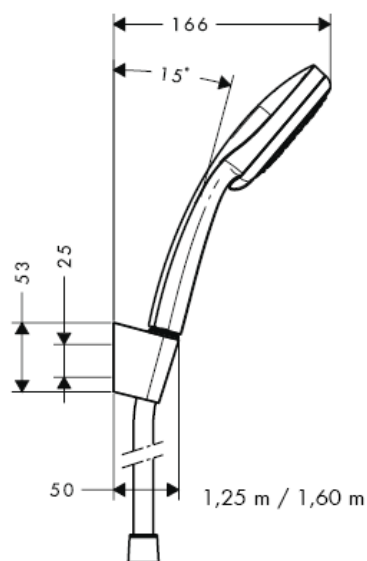
Raindance S 100 AIR 1jet / Porter'S Set
27581000



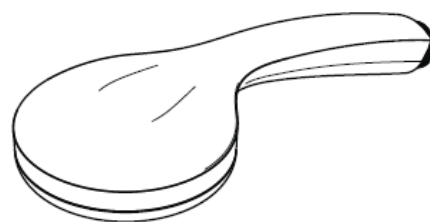
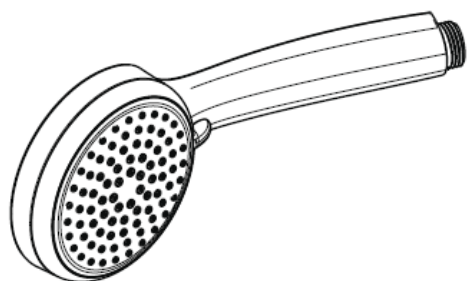
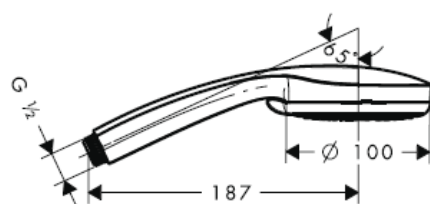
Raindance S 100 AIR 1jet
28509XXX



Croma 100 Vario / Porter'S Set
27592000 / 27594000



Croma 100 Vario
28535000



Normal



Shampoo

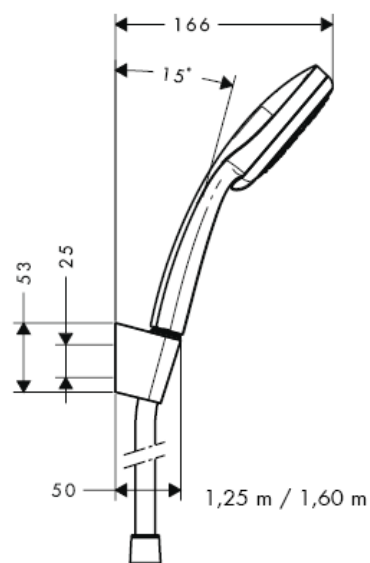


Rain

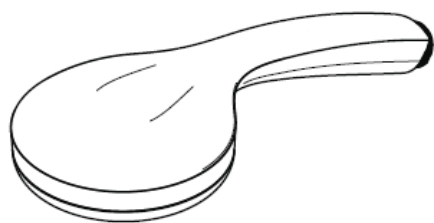
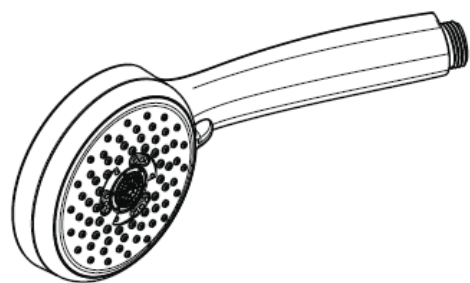
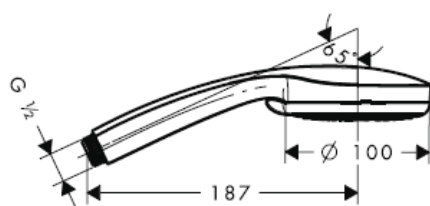


Massage

Croma 100 Multi / Porter'S Set
27593000 / 27595000



Croma 100 Multi
28536000



Rain

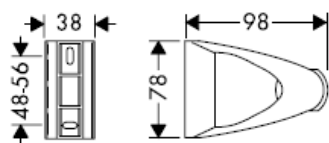


Massage

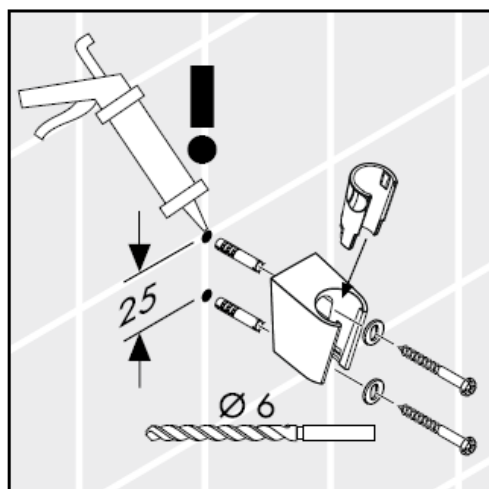
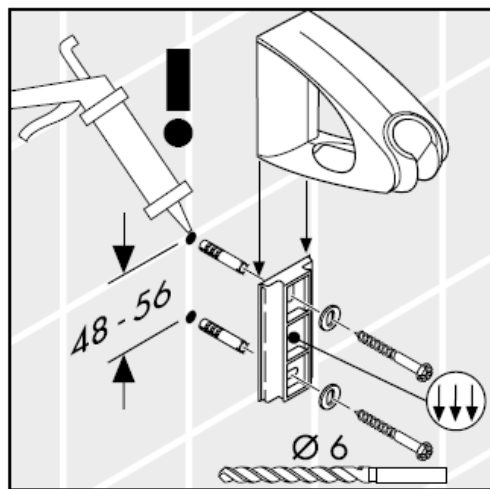
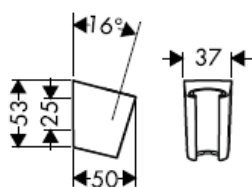


Mono

Porter'D
27526XXX



Porter'S
28331000



Pozor! Silikon (bez kyseliny octové!)

Při montáži produktu kvalifikovaným odborným personálem je třeba dbát na to, aby upevňovací plochy byly v celém rozsahu upevnění rovné (žádné vyčnívající spáry nebo navzájem přesazené obklady), aby konstrukce stěny byla pro montáž produktu vhodná a zvláště aby v ní nebyla žádná slabá místa. Přiložené vruty a hmoždinky jsou vhodné pouze pro beton. Při jiných konstrukčních materiálech stěny je třeba se řídit údaji výrobce hmoždinek.

Technické údaje

Provozní tlak: max. 0,6 MPa
Doporučený provozní tlak: 0,1 – 0,4 MPa
(1 MPa = 10 bar = 147 PSI)
Teplota horké vody: max. 60° C

Ruční sprcha je vhodná k použití s průtokovým ohříváčem výkonu od 21 kW a průtoku 7 l/min.

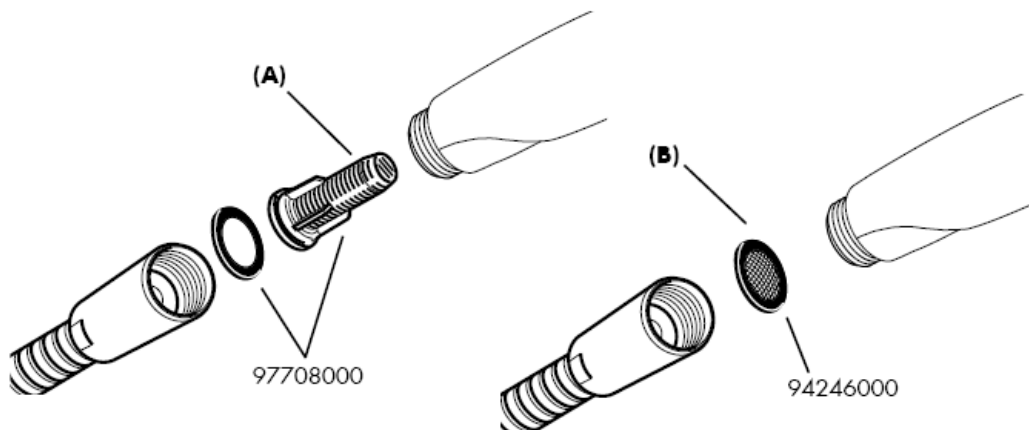
zkušební značka

	DVGW	P-IX	SVGW	ACS	NF	WRAS	KIWA
27573000				X			
27581000				X			
27592000				X			
27593000				X			
27594000				X			
27595000				X			

Montáž

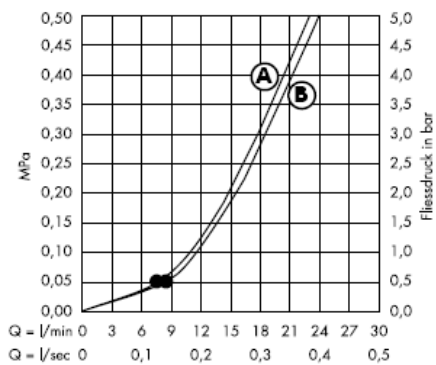
Příbalená filtrační vložka (A) se musí zabudovat, aby zajistila jmenovitý průtok ruční sprchou a zabránila přístupu nečistot vyplavovaných z potrubí.

Pokud se požaduje vyšší průtok, musí se vsadit místo filtrační vložky (A) těsnění se sítkem (B). Vyplavené nečistoty mohou ovlivnit funkčnost a nebo také vést k poškození funkčních dílů ruční sprchy. Na tyto škody se záruka firmy Hansgrohe nevztahuje.



Raindance E / S 100 AIR 1jet

s filtrační vložkou (A)

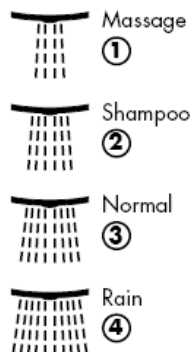
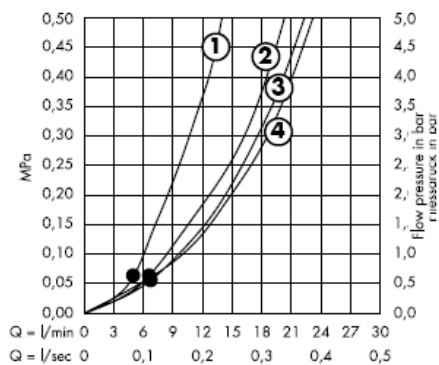


S těsněním se sítkem (B)

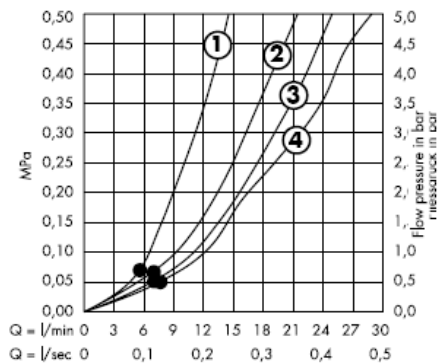
Od • je zaručená funkce

Croma 100 Vario

s filtrační vložkou (A)



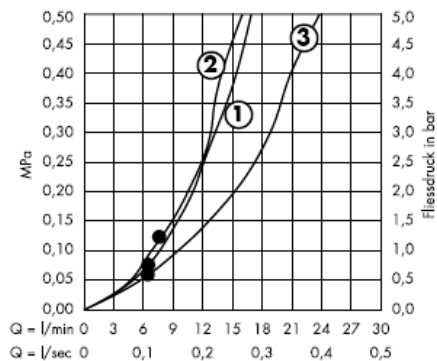
S těsněním se sítkem (B)



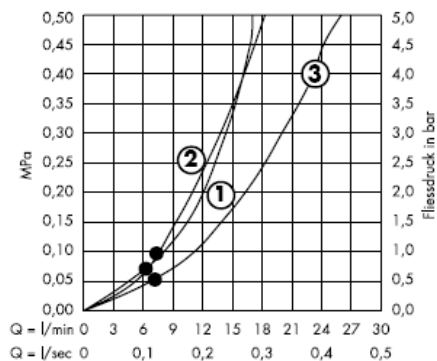
Od • je zaručená funkce

Croma 100 Multi

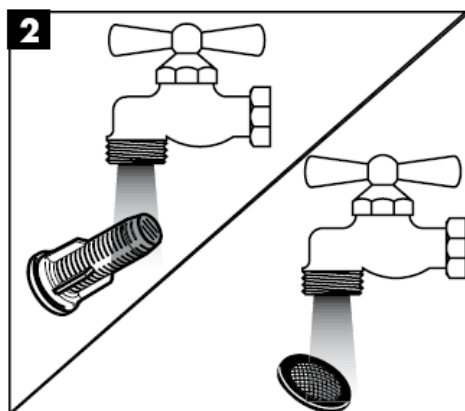
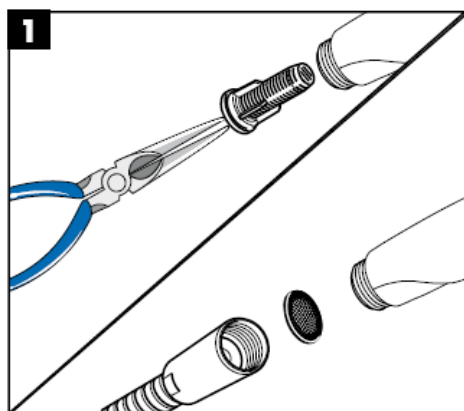
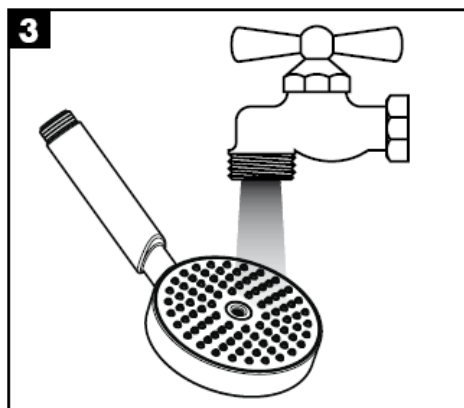
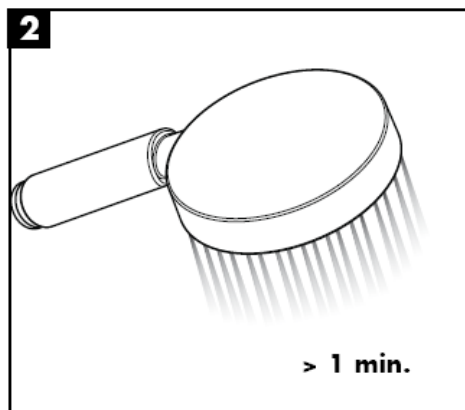
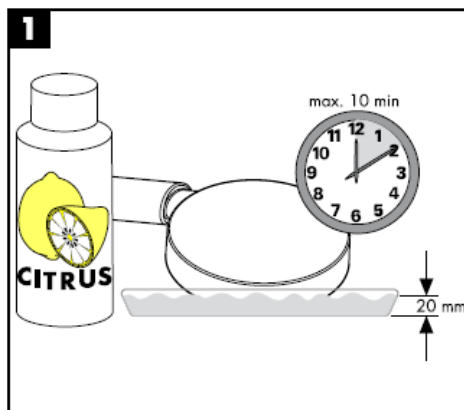
s filtrační vložkou (A)



S těsněním se sítkem (B)



Od • je zaručená funkce



Čištění

S ruční čistící funkcí QuickClean stačí jednoduché odstranění vodního kamene prsty z trysek kotouče tvarujícího proud vody.

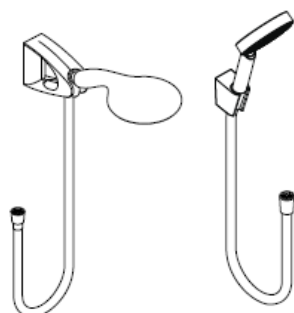


hansgrohe

Hansgrohe · Postfach 1145 · D-77761 Schiltach · Telefon +49 (0) 78 36/51-1282 · Telefax +49 (0) 7836/511440
E-Mail: info@hansgrohe.com · Internet: www.hansgrohe.com

11/2008
9.07400.04
Česky

Montážny návod



Raindance S 100
AIR 1jet / Porter'S Set

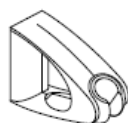
27580000
27581000

Raindance E 100
AIR 1jet/Porter'D Set

27572000
27573000



Porter'S
28331000



Porter'D
27526XXX



Raindance
Talis E Combi
27072000



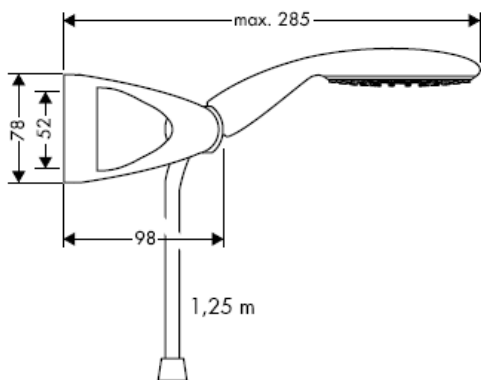
Raindance
Talis S Combi
27074000



Croma 100
Vario / Multi / Porter'S Set
27592000
27593000
27594000
27595000

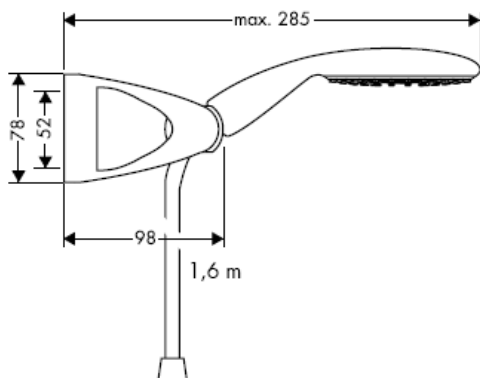
hansgrohe

Raindance E 100 AIR 1jet / Porter'D Set
27572000

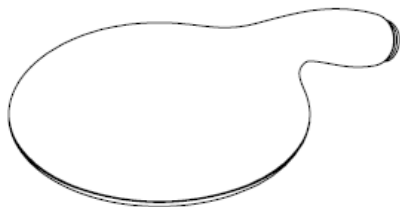
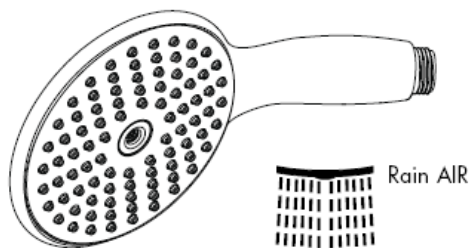
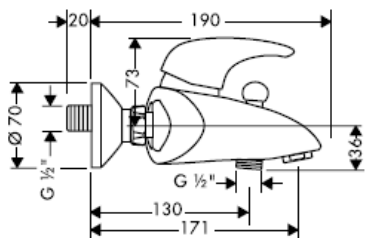
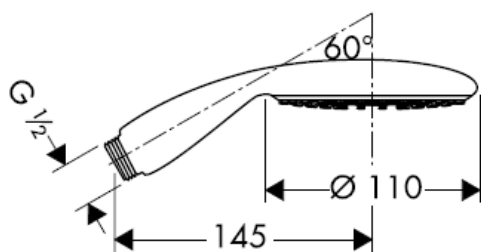


Raindance E 100 AIR 1jet / Porter'D Set
27573000

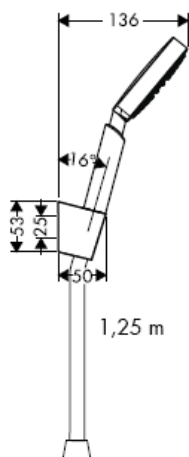
Raindance Talis E Combi
27072000



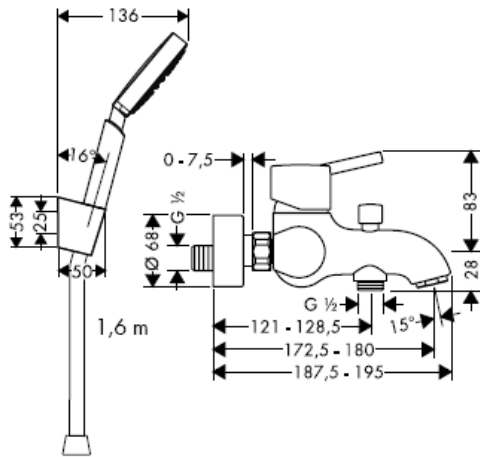
Raindance E 100 AIR 1jet
28508XXX



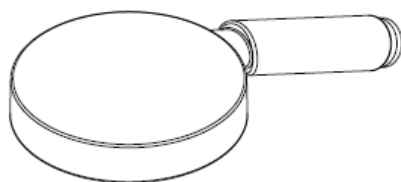
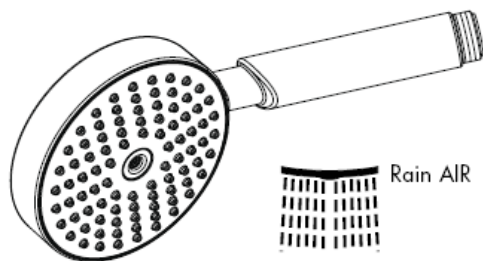
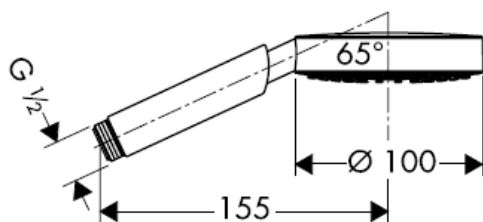
Raindance S 100 AIR 1jet / Porter'S Set
27580000



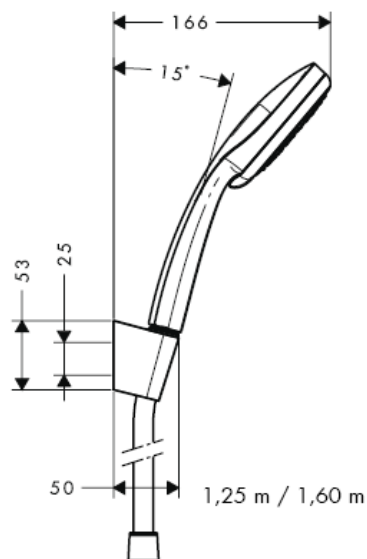
Raindance S 100 AIR 1jet / Porter'S Set
27581000




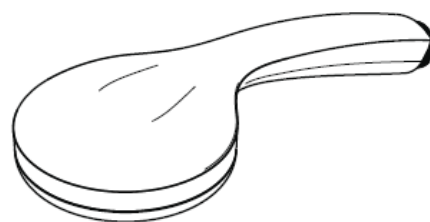
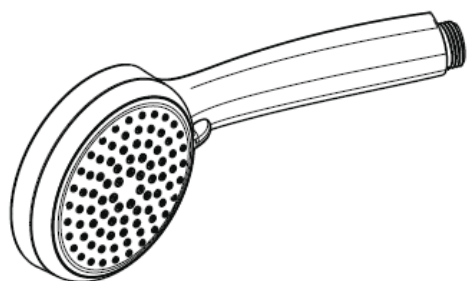
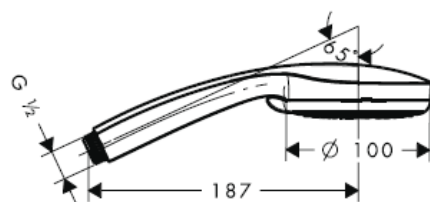
Raindance S 100 AIR 1jet
28509XXX



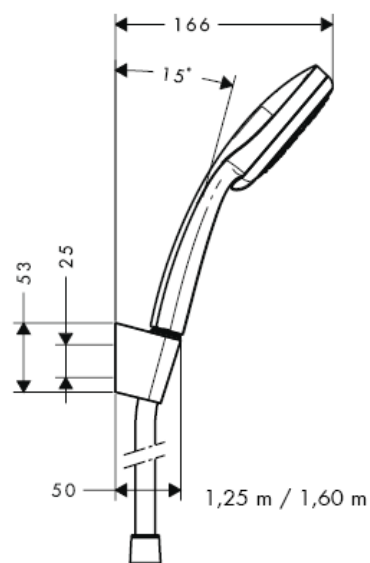
Croma 100 Vario / Porter'S Set
27592000 / 27594000



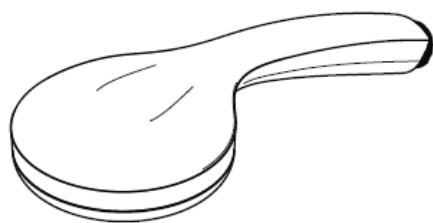
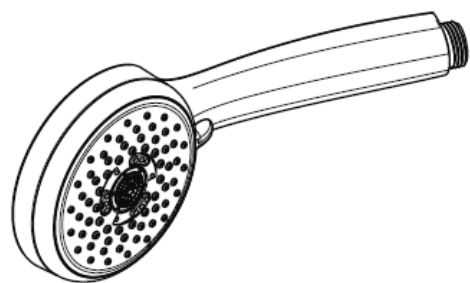
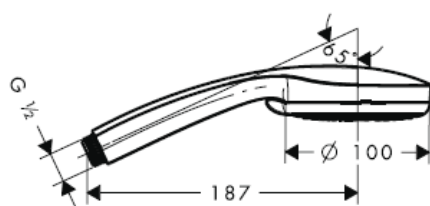
Croma 100 Vario
28535000



Croma 100 Multi / Porter'S Set
27593000 / 27595000



Croma 100 Multi
28536000



Rain

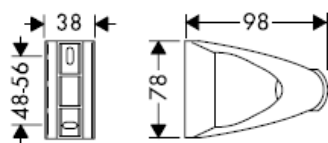


Massage

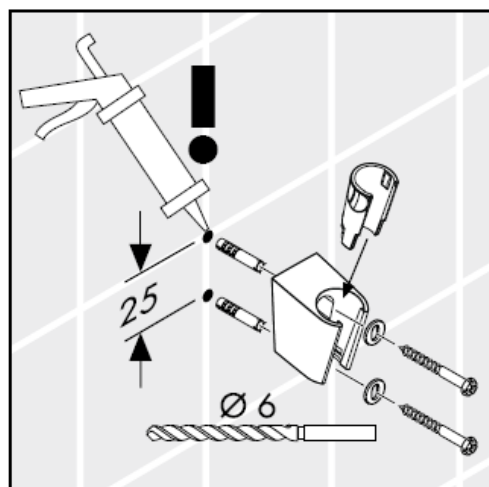
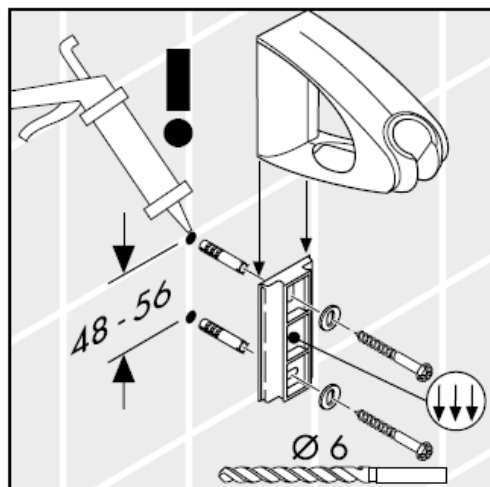
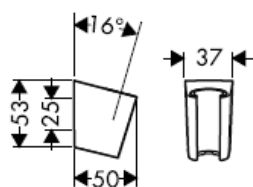


Mono

Porter'D
27526XXX



Porter'S
28331000



Pozor! Silikon (bez kyseliny octovej!)

Pri montáži produktu kvalifikovaným odborným personálom je nutné dbať na to, aby upevňovacie plochy boli v celom rozsahu upevnenia rovné (žiadne vyčnievajúce škáry alebo navzájom predsadené obklady), aby konštrukcia steny bola pre montáž produktu vhodná a zvlášť aby v nej neboli žiadne slabé miesta. Priložené vruty a hmoždinky sú vhodné len pre betón. Pri iných konštrukčných materiáloch steny je nutné riadiť sa údajmi výrobcu hmoždiniek.

Technické údaje

Prevádzkový tlak: max. 0,6 MPa
Doporučený prevádzkový tlak: 0,1 – 0,4 MPa
(1 MPa = 10 bar = 147 PSI)
Teplota teplej vody: max. 60° C

Ručná sprcha je vhodná k použitiu s prietokovým ohrievačom s výkonom od 21 kW a prietoku 7 l/min.

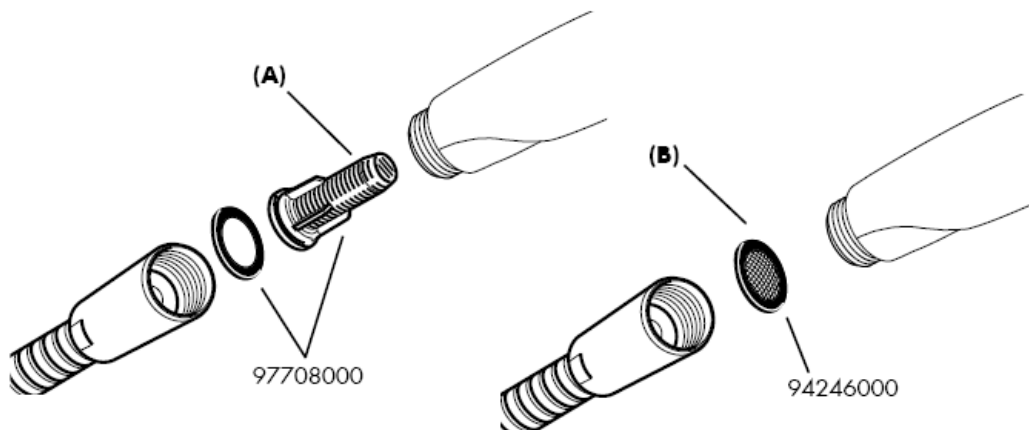
Osvedčenie o skúške

	DVGW	P-IX	SVGW	ACS	NF	WRAS	KIWA
27573000				X			
27581000				X			
27592000				X			
27593000				X			
27594000				X			
27595000				X			

Montáž

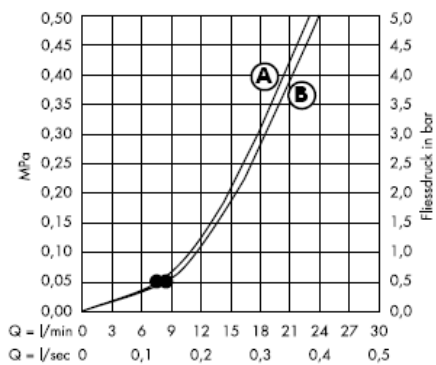
Pribalená filtračná vložka (A) sa musí zabudovať, aby zaistila menovitý prietok ručnou sprchou a zabránila prístupu nečistôt vyplavovaných z potrubia.

Pokiaľ sa požaduje vyšší prietok, musí sa vsadiť namiesto filtračnej vložky (A) tesnenie so sitkom (B). Vyplavené nečistoty môžu ovplyvniť funkčnosť alebo môžu viesť aj k poškodeniu funkčných dielov ručnej sprchy. Na tieto škody sa záruka firmy Hansgrohe nevzťahuje.



Raindance E / S 100 AIR 1jet

S filtračnou vložkou (A)

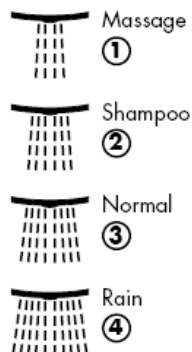
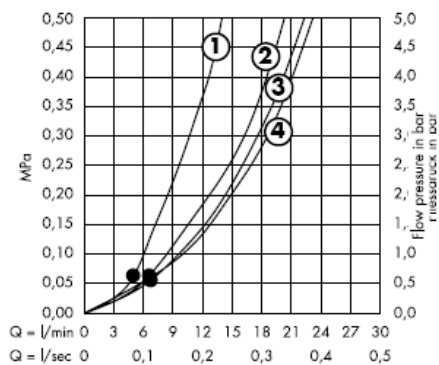


S tesnením so sitkom (B)

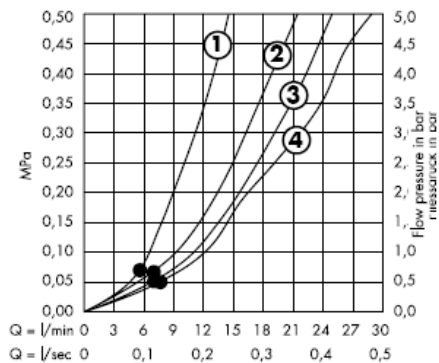
Od • je zaručená funkcia.

Croma 100 Vario

S filtračnou vložkou (A)



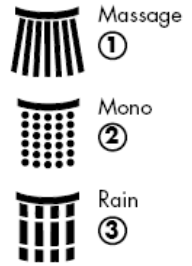
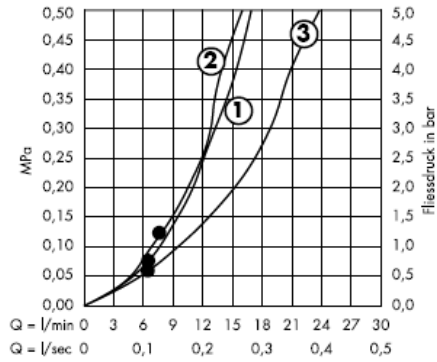
S tesnením so sitkom (B)



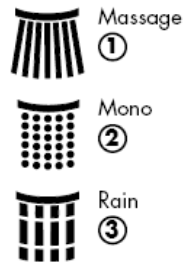
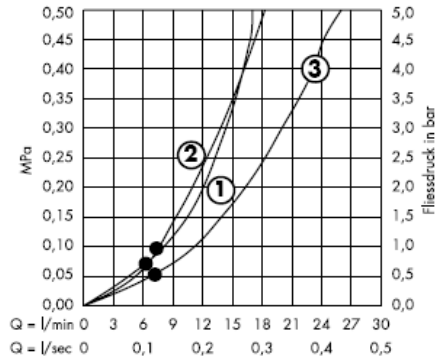
Od • je zaručená funkcia.

Croma 100 Multi

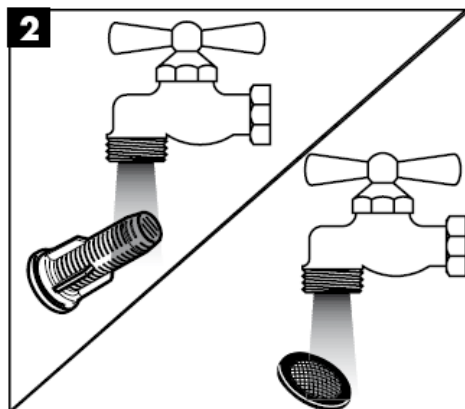
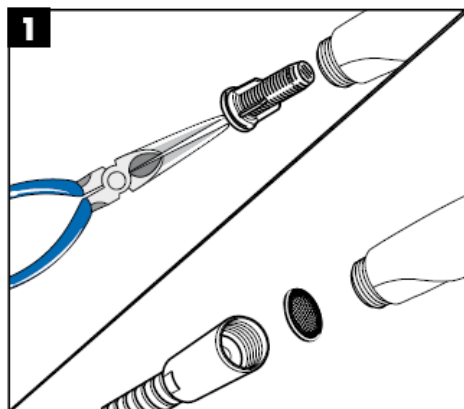
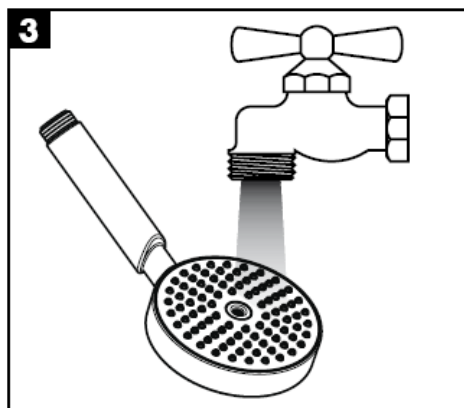
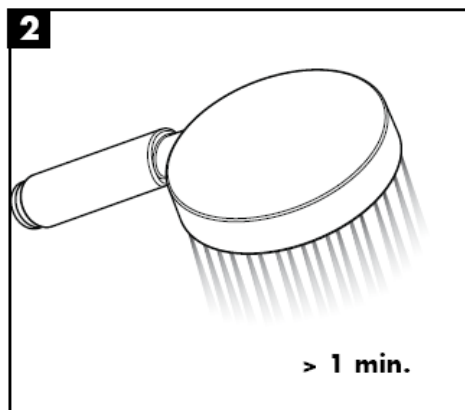
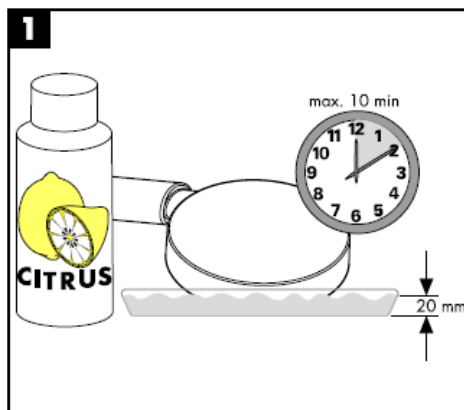
S filtračnou vložkou (A)



S tesnením so sítkom (B)



Od • je zaručená funkcia.



Čištění

Čistiaca funkcia QuickClean, stačí na jednoduché odstránenie vodného kameňa prstami z trysiek kotúča tvarujúceho prúd vody.

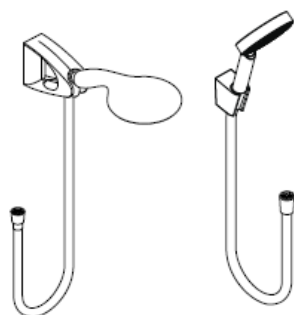


hansgrohe

Hansgrohe · Postfach 1145 · D-77761 Schiltach · Telefon +49 (0) 78 36/51-1282 · Telefax +49 (0) 7836/511440
E-Mail: info@hansgrohe.com · Internet: www.hansgrohe.com

11/2008
9.07.400.04
Slovensky

组装说明



**Raindance E 100
AIR 1jet/Porter'D Set**
27572000
27573000

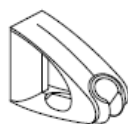


**Raindance
Talis E Combi**
27072000

**Raindance S 100
AIR 1jet / Porter'S Set**
27580000
27581000



Porter'S
28331000



Porter'D
27526XXX



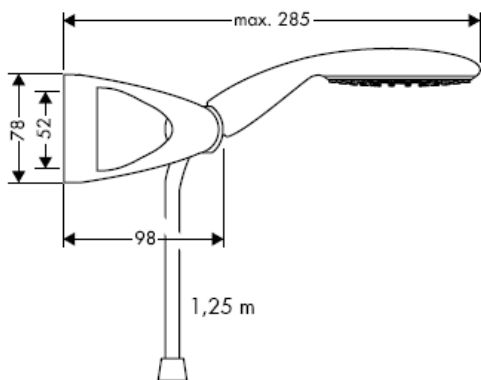
**Raindance
Talis S Combi**
27074000



**Croma 100
Vario / Multi / Porter'S Set**
27592000
27593000
27594000
27595000

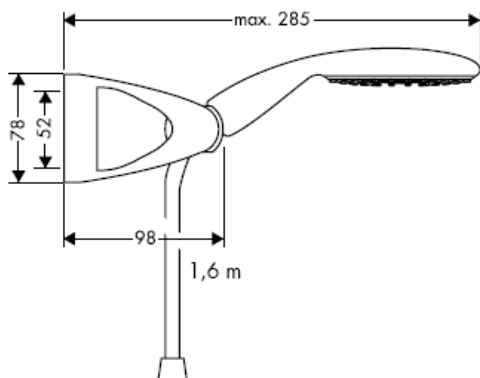
hansgrohe

Raindance E 100 AIR 1jet / Porter'D Set
27572000

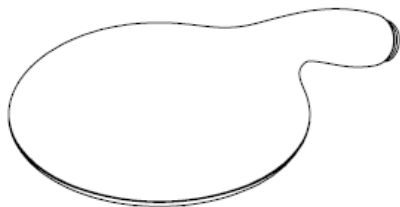
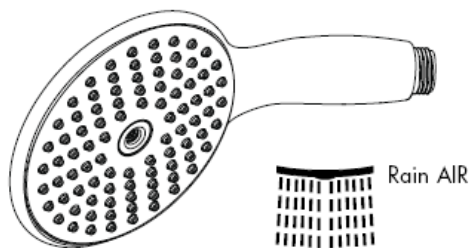
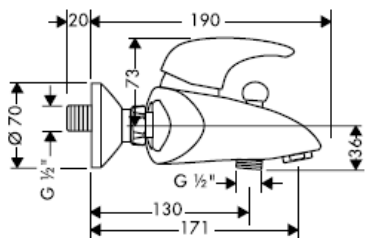
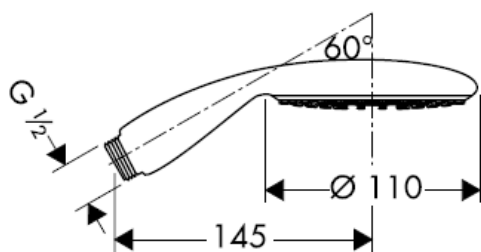


Raindance E 100 AIR 1jet / Porter'D Set
27573000

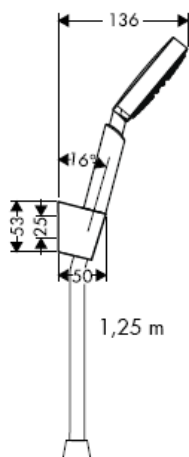
Raindance Talis E Combi
27072000



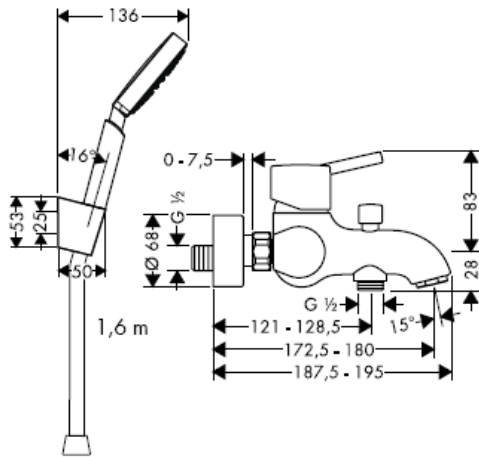
Raindance E 100 AIR 1jet
28508XXX



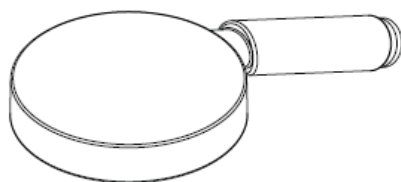
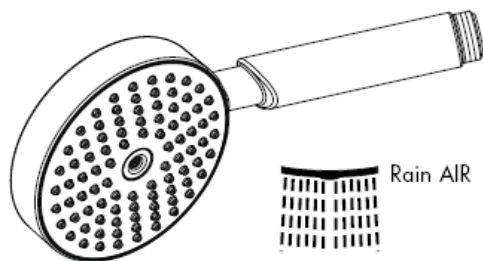
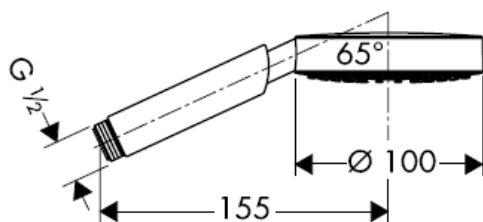
Raindance S 100 AIR 1jet / Porter'S Set
27580000



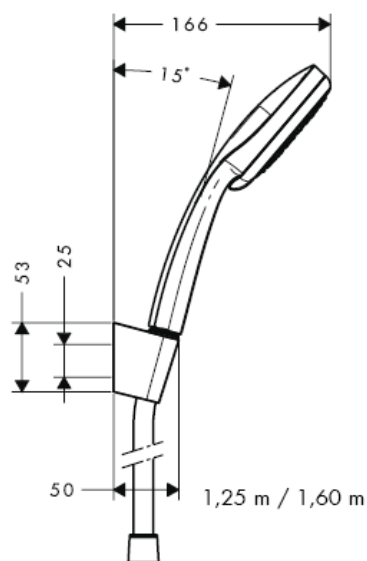
Raindance S 100 AIR 1jet / Porter'S Set
27581000




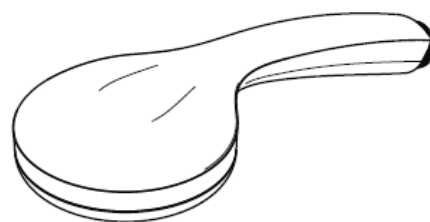
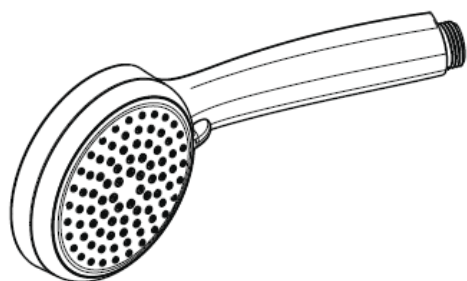
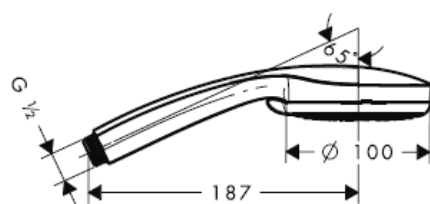
Raindance S 100 AIR 1jet
28509XXX



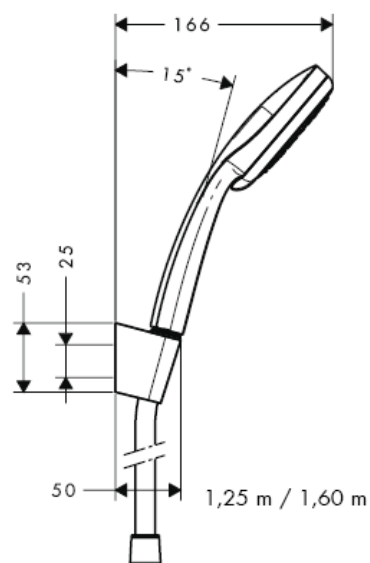
Croma 100 Vario / Porter'S Set
27592000 / 27594000



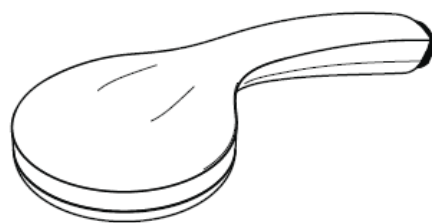
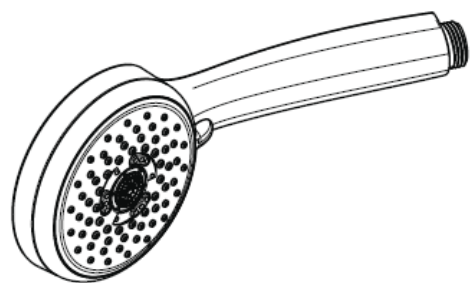
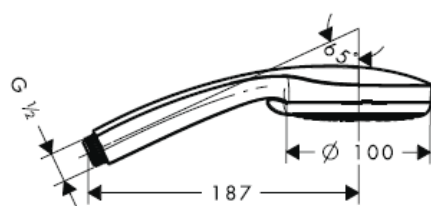
Croma 100 Vario
28535000



Croma 100 Multi / Porter'S Set
27593000 / 27595000



Croma 100 Multi
28536000



Rain

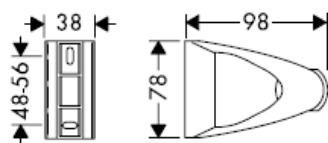


Massage

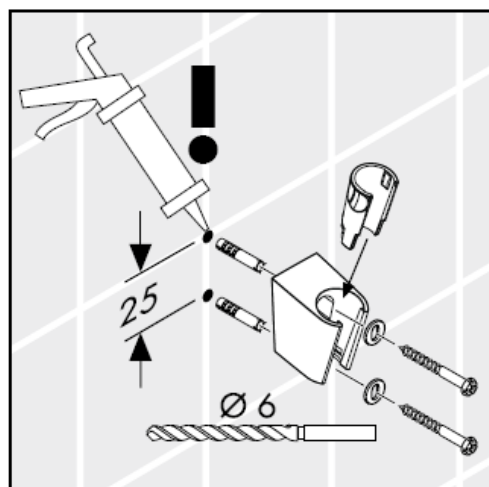
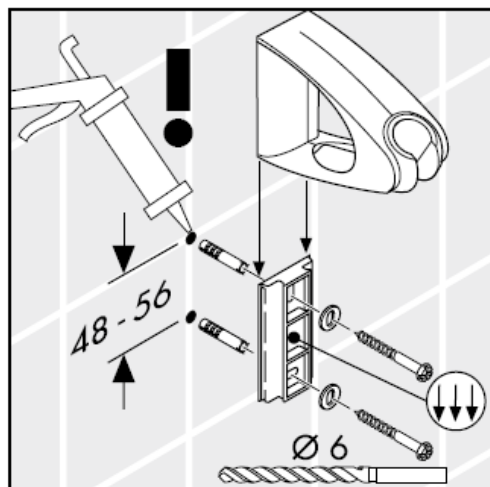
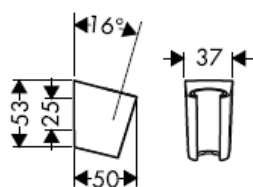


Mono

Porter'D
27526XXX



Porter'S
28331000



注意！ 硅胶（不含醋酸）

在安装产品的位置，安装人员必须确保安装面的墙面是平的（没有突出物或瓷砖没有突起），墙体结构适合产品的安装并没有弱点。包装内的膨胀螺丝只适用于混凝土墙体。对于其他墙体结构必须咨询膨胀螺丝生产商的建议。

技术参数

工作压强： max. 0,6 MPa
推荐工作压强： 0,1 – 0,4 MPa
(1 MPa = 10 bar = 147 PSI)
热水温度： max. 60° C

手提花洒适合热输出21

kW、最低流量7升/分钟的连续流热水器。

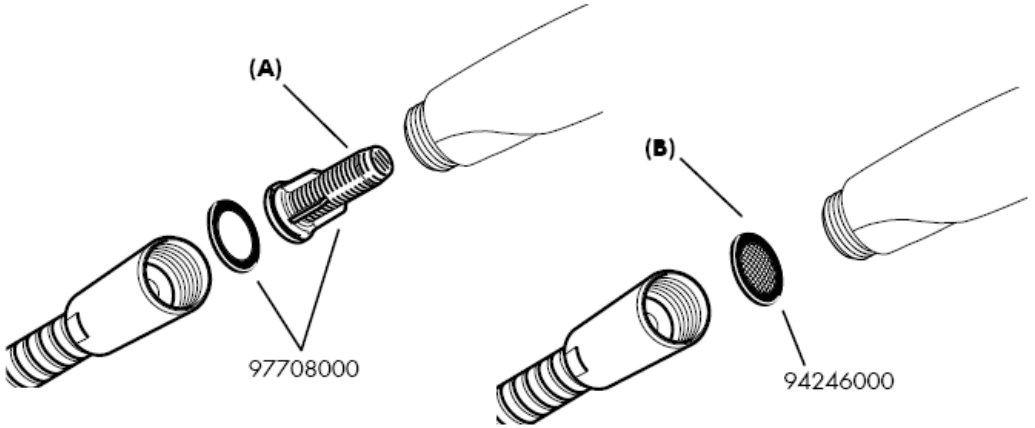
检验标记

	DVGW	P-IX	SVGW	ACS	NF	WRAS	KIWA
27573000				X			
27581000				X			
27592000				X			
27593000				X			
27594000				X			
27595000				X			

安装

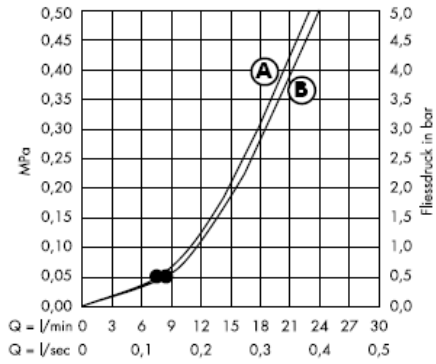
为了防止管道中的脏东西冲入花洒内，与手持花洒包装在一起的滤柱(A)必须安装。如果想要更大的出水量，可用滤网(B)代替滤柱(A)。

这些脏东西会影响手持花洒的功能或损坏手持花洒的功能部件，由此引起的损失汉斯格雅公司概不负责。



Raindance E / S 100 AIR 1jet

带滤柱 (A)

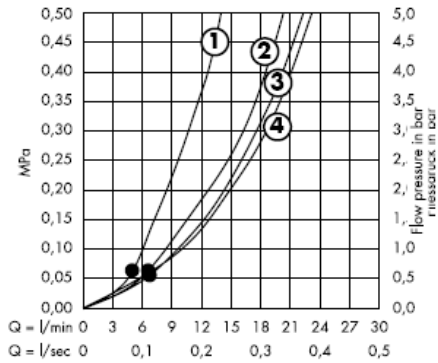


带滤网 (B)

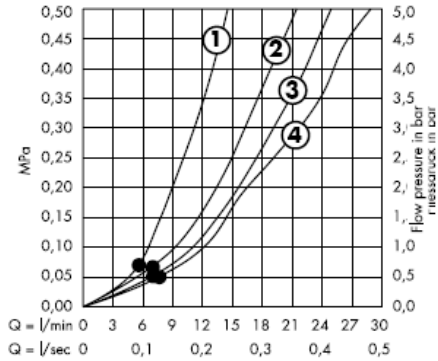
从•开始，正常功能得以保证。

Croma 100 Vario

带滤柱 (A)

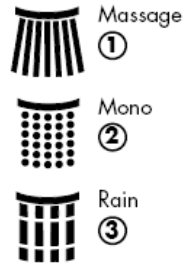
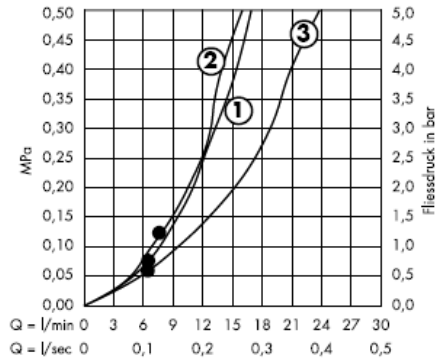


带滤网 (B)

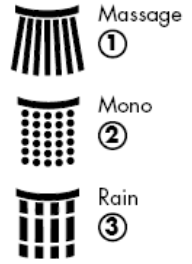
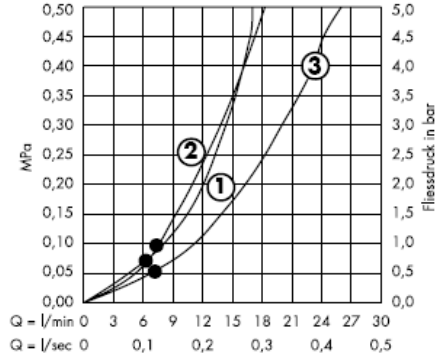


从•开始，正常功能得以保证。

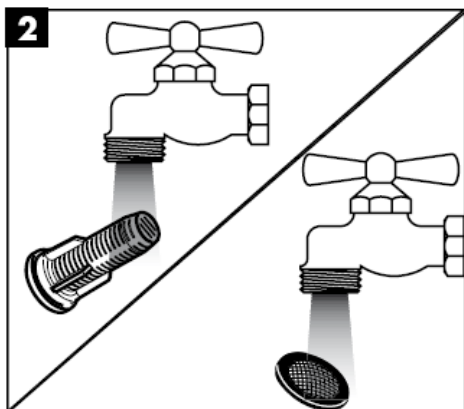
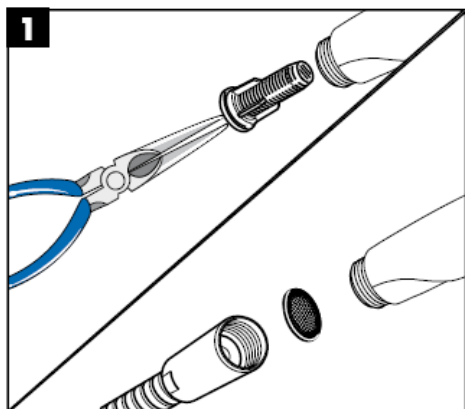
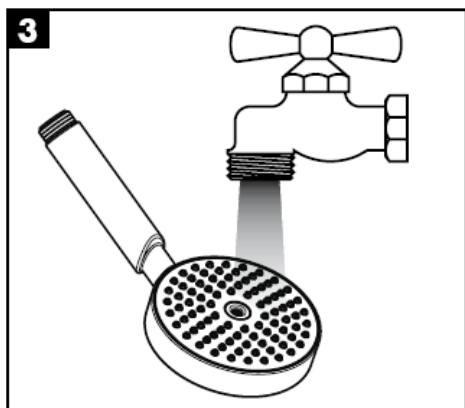
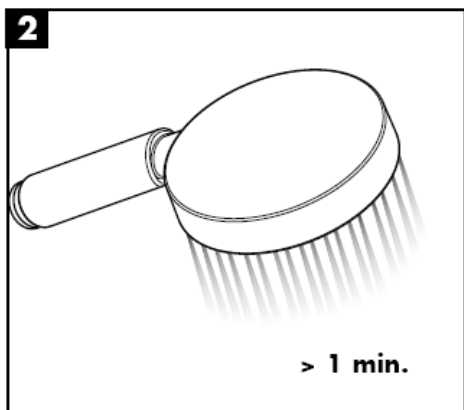
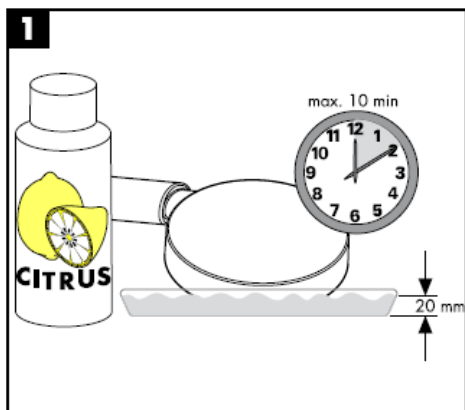
带滤柱 (A)



带滤网 (B)



从•开始，正常功能得以保证。



清洗



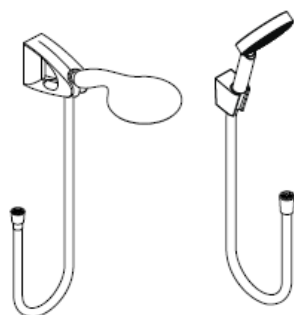
有了QuickClean, 手工清洁功能, 要去掉喷头上的水垢, 只需简单地搓除即可。

hansgrohe

Hansgrohe · Postfach 1145 · D-77761 Schiltach · Telefon +49 (0) 78 36/51-1282 · Telefax +49 (0) 7836/511440
E-Mail: info@hansgrohe.com · Internet: www.hansgrohe.com

11/2008
9.07/400.04
中文

Инструкция по монтажу



Raindance S 100
AIR 1jet / Porter'S Set

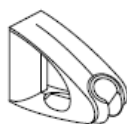
27580000
27581000

Raindance E 100
AIR 1jet/Porter'D Set

27572000
27573000



Porter'S
28331000



Porter'D
27526XXX



Raindance
Talis E Combi
27072000



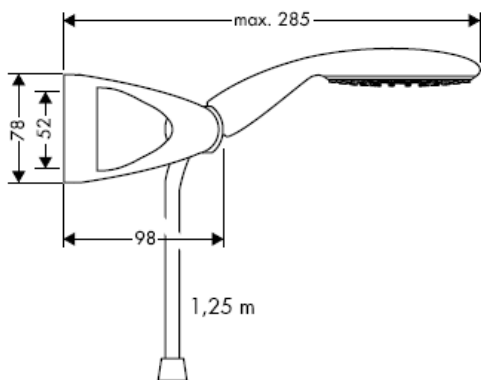
Raindance
Talis S Combi
27074000



Croma 100
Vario / Multi / Porter'S Set
27592000
27593000
27594000
27595000

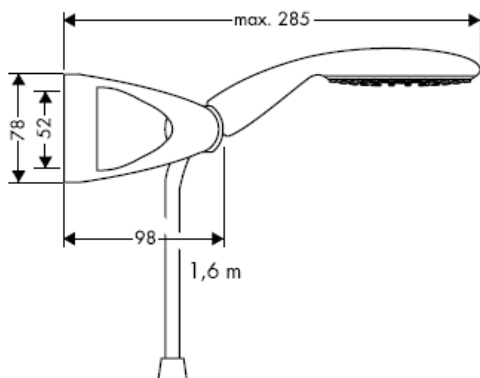
hansgrohe

Raindance E 100 AIR 1jet / Porter'D Set
27572000

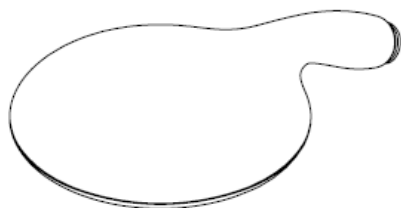
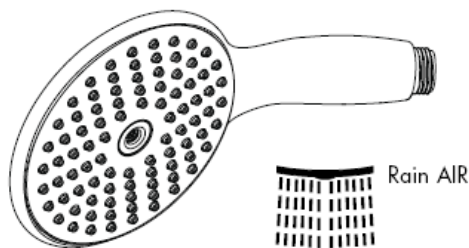
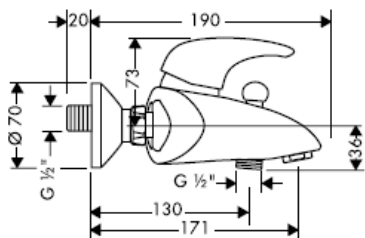
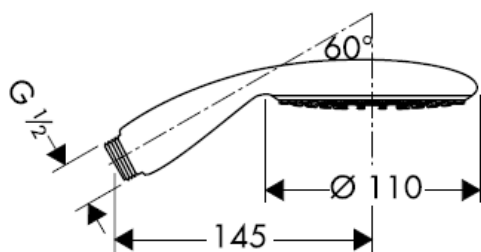


Raindance E 100 AIR 1jet / Porter'D Set
27573000

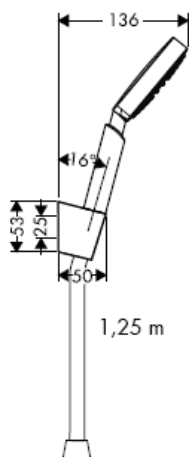
Raindance Talis E Combi
27072000



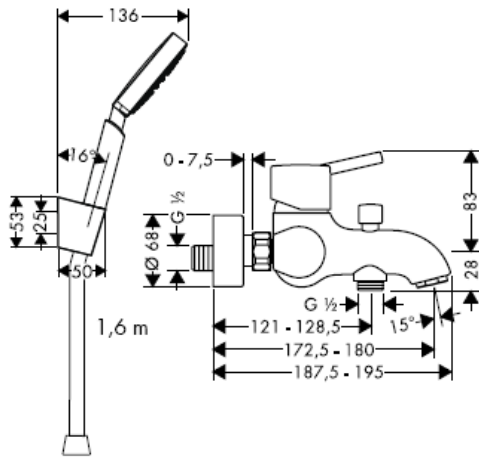
Raindance E 100 AIR 1jet
28508XXX



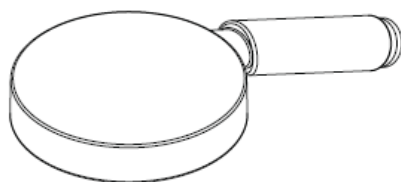
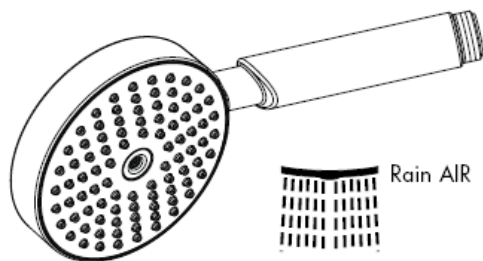
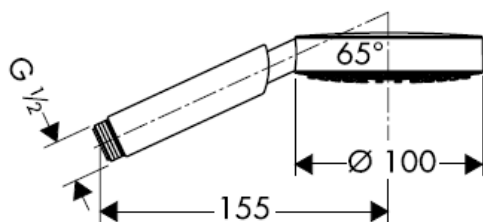
Raindance S 100 AIR 1jet / Porter'S Set
27580000



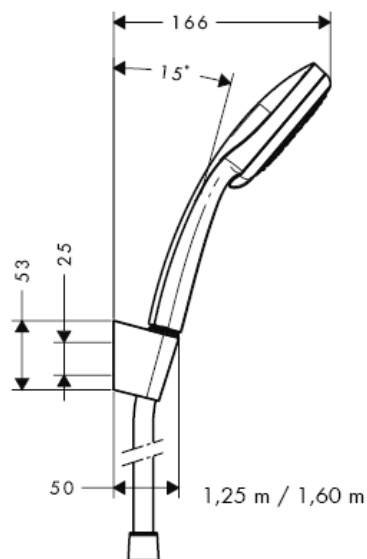
Raindance S 100 AIR 1jet / Porter'S Set
27581000




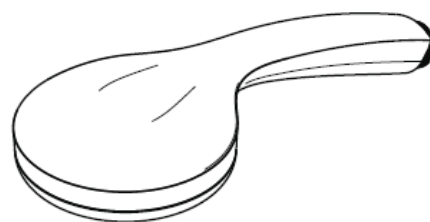
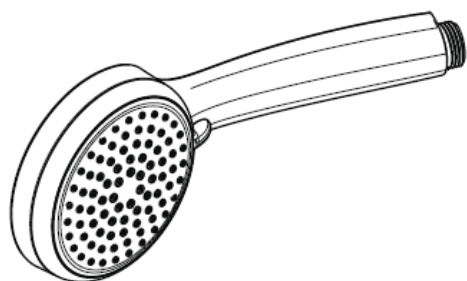
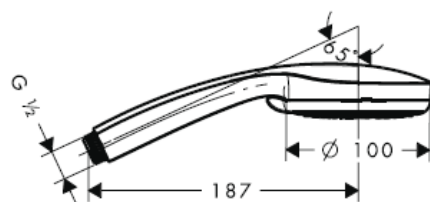
Raindance S 100 AIR 1jet
28509XXX



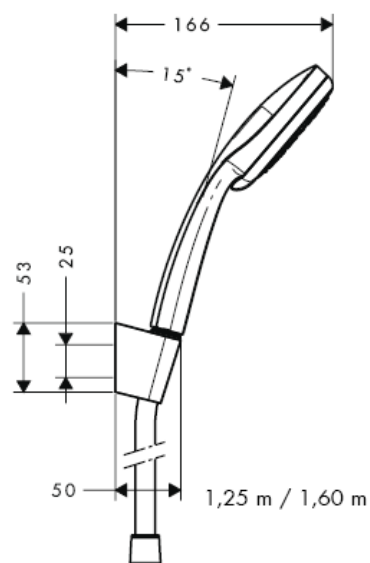
Croma 100 Vario / Porter'S Set
27592000 / 27594000



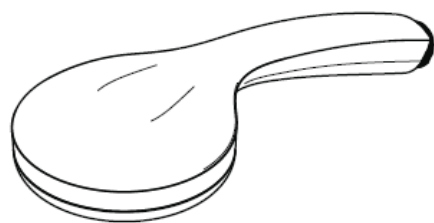
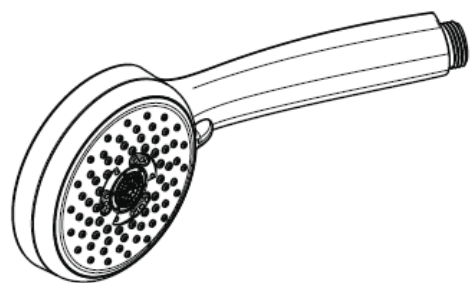
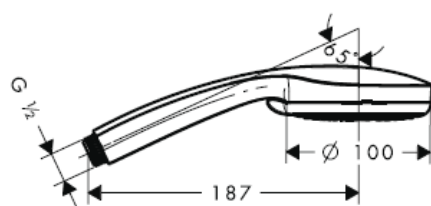
Croma 100 Vario
28535000



Croma 100 Multi / Porter'S Set
27593000 / 27595000



Croma 100 Multi
28536000



Rain

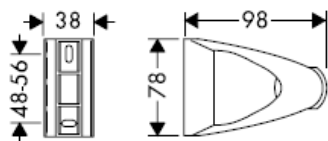


Massage

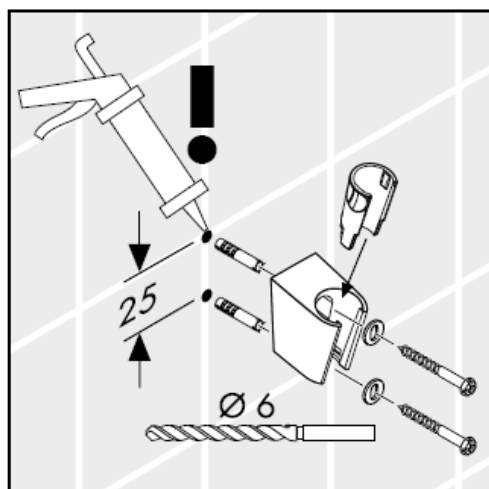
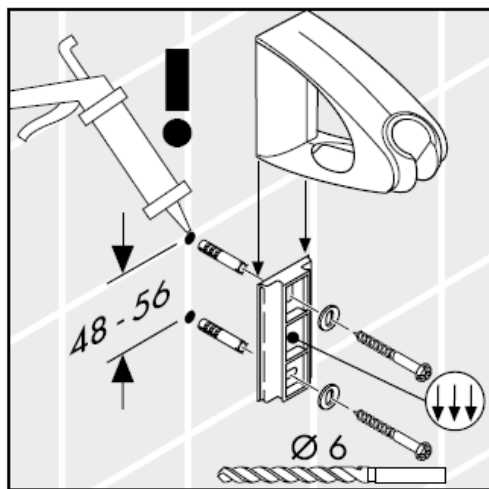
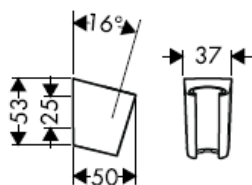


Mono

Porter'D
27526XXX



Porter'S
28331000



ВНИМАНИЕ! Силикон (не содержит уксусной кислоты!)

При монтаже изделия квалифицированным персоналом необходимо следить за тем, чтобы, поверхность крепления была плоской во всей зоне крепления (без выступающих швов или смещения плитки), структура стен подходила для монтажа изделия и, в частности, не имела слабых мест. Прилагаемые винты и дюбели предназначены только для бетона. При других типах стен необходимо соблюдать указания производителей дюбелей.

Технические данные

Рабочее давление: max. 0,6 МПа
Рекомендуемое рабочее давление: 0,1 – 0,4 МПа
(1 МПа = 10 bar = 147 PSI)
Температура горячей воды: max. 60° C

Ручной душ может использоваться с проточными водонагревателями мощностью от 21кВ и напором воды не менее 7 л/мин.

Знак технического контроля

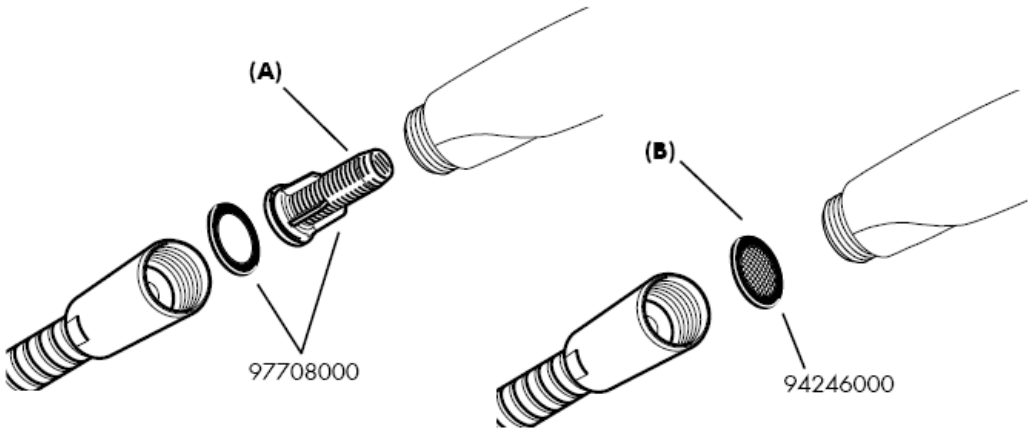
	DVGW	P-IX	SVGW	ACS	NF	WRAS	KIWA
27573000				X			
27581000				X			
27592000				X			
27593000				X			
27594000				X			
27595000				X			

Монтаж

Предустановленный фильтр (А) предназначен для обеспечения стандартного расхода воды и защиты внутренней части лейки ручного душа от содержащихся в водопроводной воде загрязнений. Если Вы желаете повысить расход воды, Вам необходимо заменить предустановленный фильтр (А) на фильтр-сеточку (В).

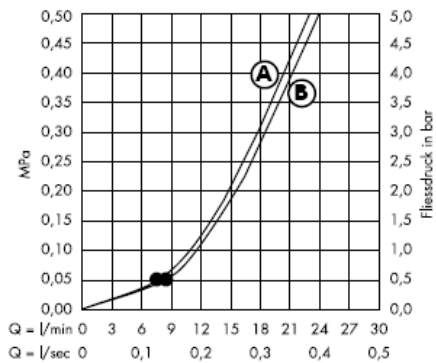
Содержащиеся в воде загрязнения могут попав внутрь лейки привести к повреждениям/поломке внутреннего механизма лейки.

В этом случае покупатель теряет право на гарантию.



Raindance E / S 100 AIR 1jet

С фильтрующей вставкой (A)

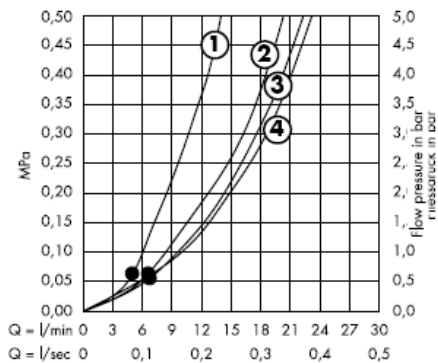


С фильтром-сеткой,
содержится в упаковке.

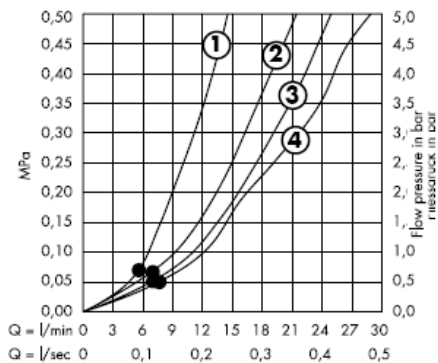
Гарантированное функционирование при показателях свыше •.

Croma 100 Vario

С фильтрующей вставкой
(А)



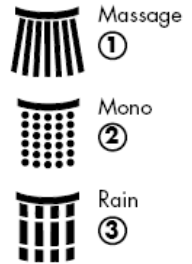
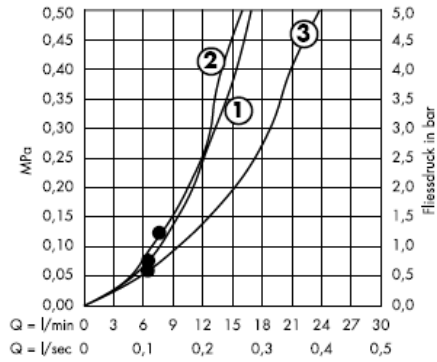
С фильтром-сеткой,
содержится в упаковке.



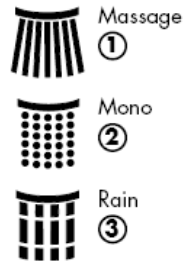
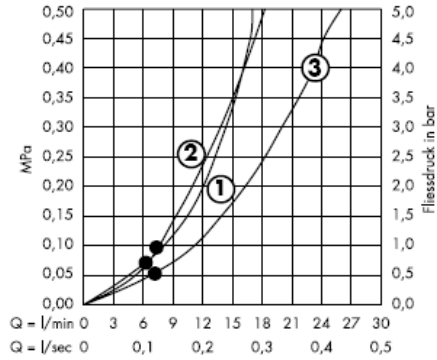
Гарантированное функционирование при показателях выше •.

Croma 100 Multi

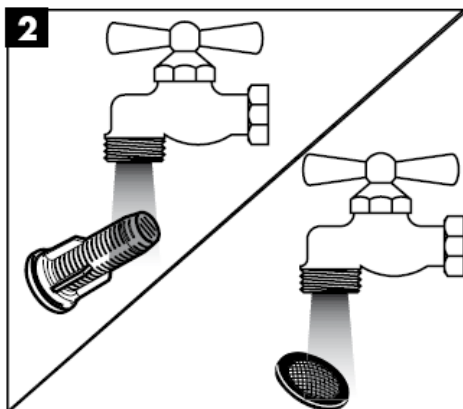
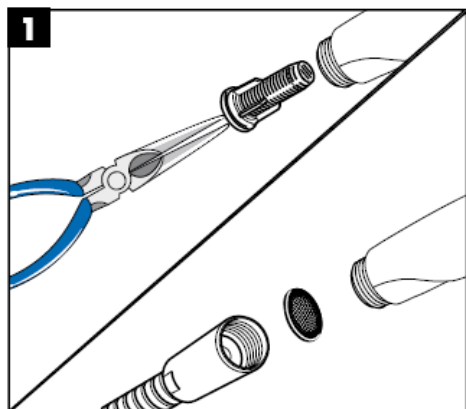
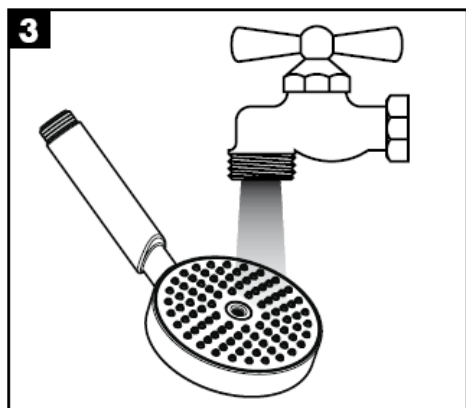
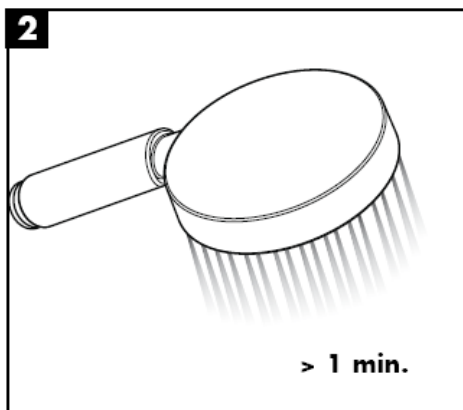
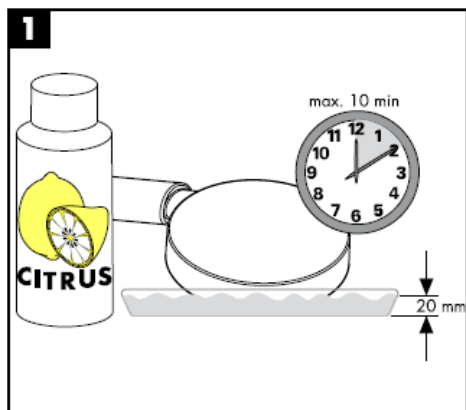
С фильтрующей вставкой
(А)



С фильтром-сеткой,
содержится в упаковке.



Гарантированное функционирование при показателях свыше •.



Очистка

система QuickClean позволяет удалять известковые отложения, достаточно провести по эластичной поверхности аэратора пальцем, как известковые отложения будут удалены.

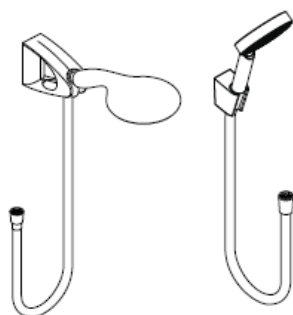


hansgrohe

Hansgrohe · Postfach 1145 · D-77761 Schiltach · Telefon +49 (0) 78 36/51-1282 · Telefax +49 (0) 7836/511440
E-Mail: info@hansgrohe.com · Internet: www.hansgrohe.com

11/2008
9.07400.04
Русский

Szerelési útmutató



Raindance E 100
AIR 1jet/Porter'D Set
27572000
27573000

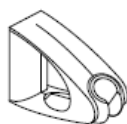


Raindance
Talis E Combi
27072000

Raindance S 100
AIR 1jet / Porter'S Set
27580000
27581000



Porter'S
28331000



Porter'D
27526XXX



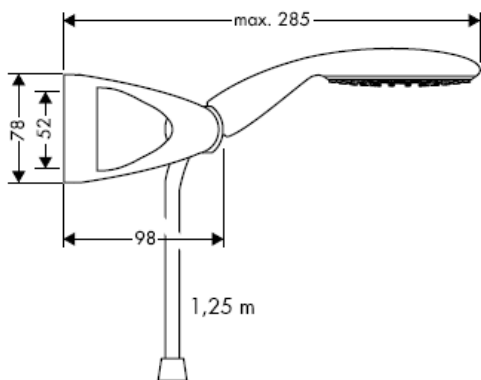
Raindance
Talis S Combi
27074000



Croma 100
Vario / Multi / Porter'S Set
27592000
27593000
27594000
27595000

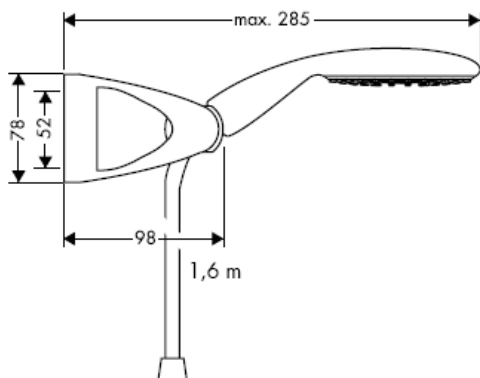
hansgrohe

Raindance E 100 AIR 1jet / Porter'D Set
27572000

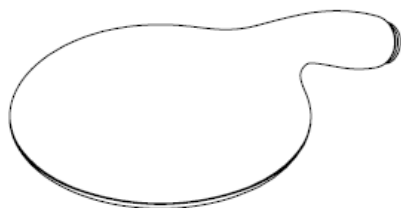
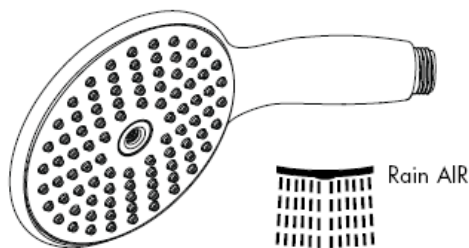
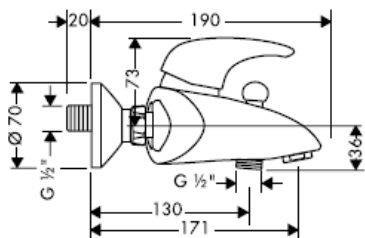
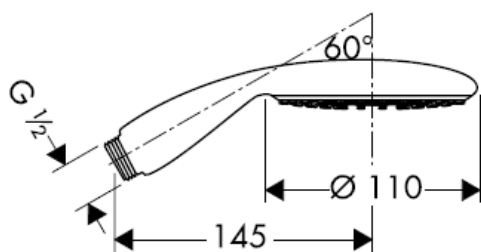


Raindance E 100 AIR 1jet / Porter'D Set
27573000

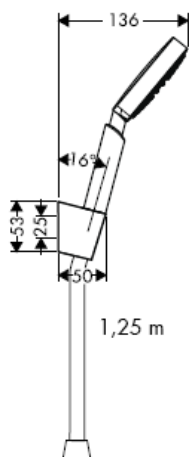
Raindance Talis E Combi
27072000



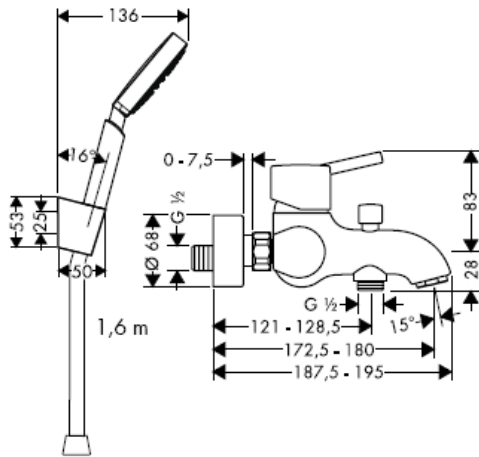
Raindance E 100 AIR 1jet
28508XXX



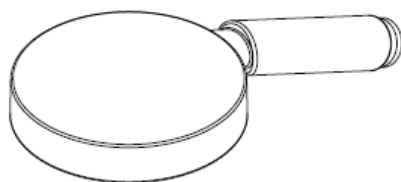
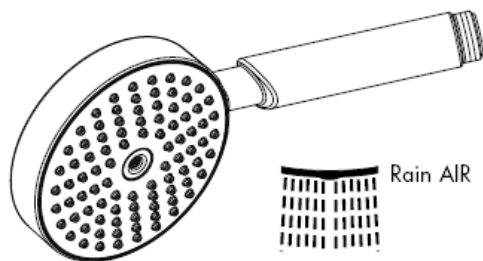
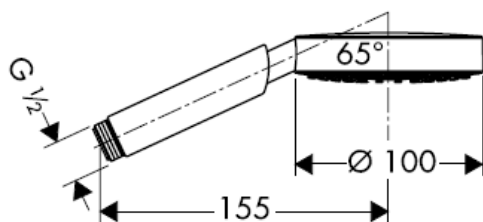
Raindance S 100 AIR 1jet / Porter'S Set
27580000



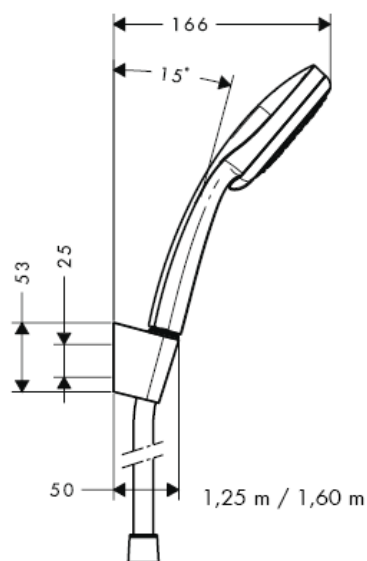
Raindance S 100 AIR 1jet / Porter'S Set
27581000



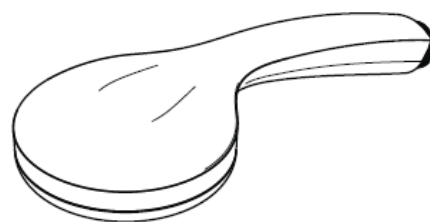
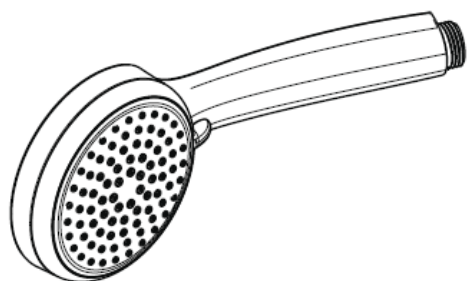
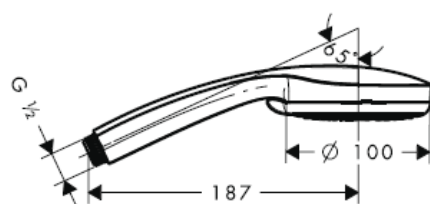
Raindance S 100 AIR 1jet
28509XXX



Croma 100 Vario / Porter'S Set
27592000 / 27594000



Croma 100 Vario
28535000



Normal



Shampoo

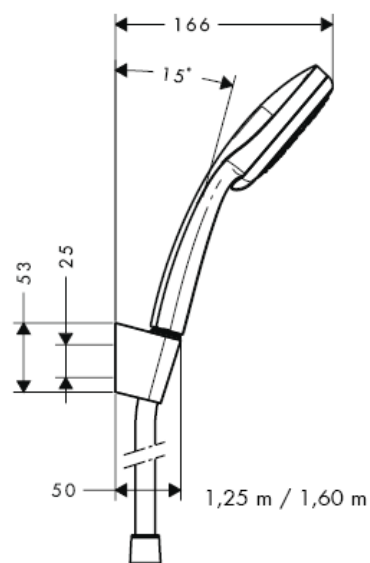


Rain

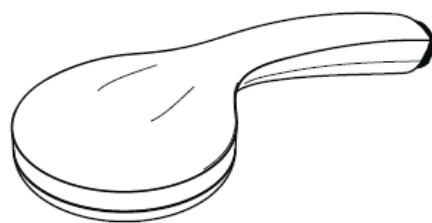
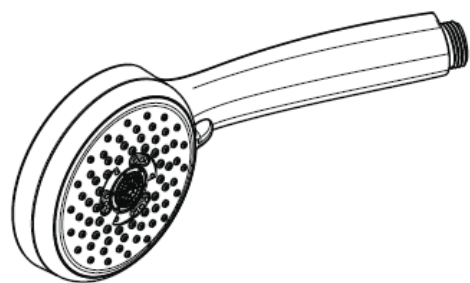
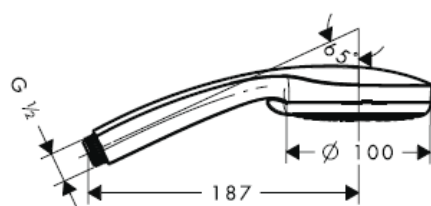


Massage

Croma 100 Multi / Porter'S Set
27593000 / 27595000



Croma 100 Multi
28536000



Rain

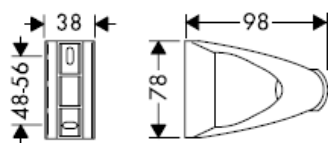


Massage

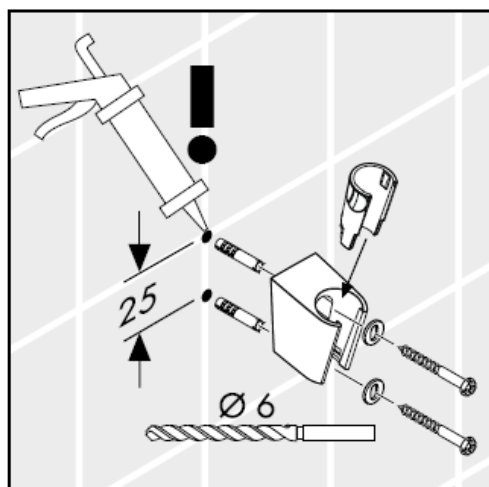
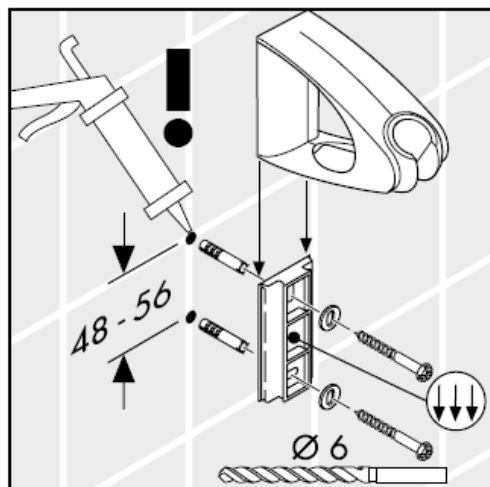
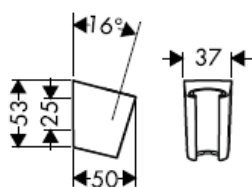


Mono

Porter'D
27526XXX



Porter'S
28331000



Figyelem! Szilikon (ecetsavmentes!)

Miközben szakképzett szakember végzi a termék felszerelését, ügyelni kell arra, hogy a rögzítési felületek a rögzítési terület teljes egészén síkok (nincsenek kiálló fugák vagy csempezések), a fal felépítése alkalmas a termék felszereléséhez, és különösképpen, hogy nincsenek benne gyenge pontok. A mellékelt csavarok és dübelek csak betonhoz alkalmasak. Egyéb falazatoknál figyelembe kell venni a dűbelgyártó gyártói utasításait.

Műszaki adatok

Üzemi nyomás: max. 0,6 MPa
Ajánlott üzemi nyomás: 0,1 – 0,4 MPa
(1 MPa = 10 bar = 147 PSI)
Forróvíz hőmérséklet: max. 60° C

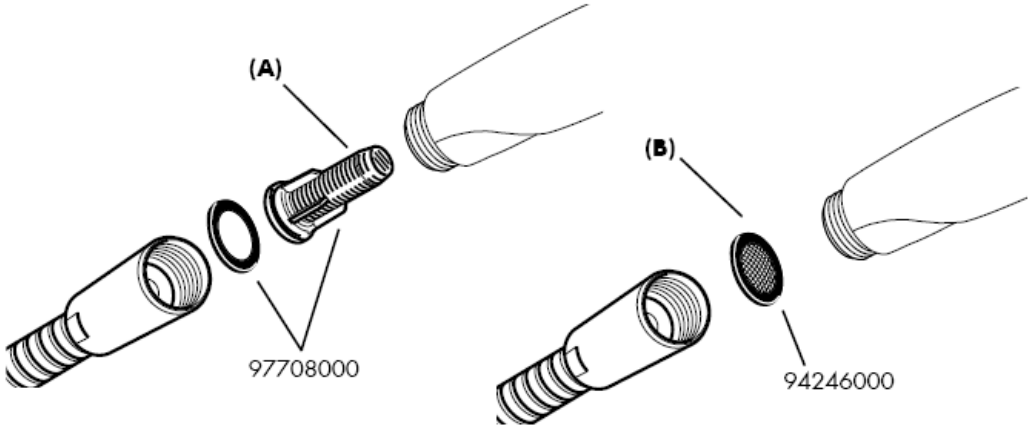
A kézzuhany átfolyós vízmelegítővel való használatra 21 kW-os teljesítménytől és 7l/perc minimális átfolyástól alkalmas.

Vizsgajel

	DVGW	P-IX	SVGW	ACS	NF	WRAS	KIWA
27573000				X			
27581000				X			
27592000				X			
27593000				X			
27594000				X			
27595000				X			

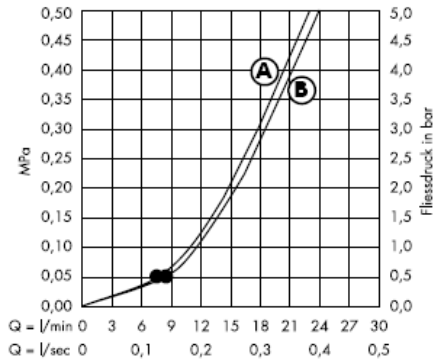
Szerelés

A mellékelt szűrőbetétet (A) be kell szerelni, hogy elérjük a kézizuhany norma szerinti átfolyását, valamint, hogy elkerüljük a vezetékes hálózattól származó szennyeződések zuhanyba való bekerülését. Amennyiben nagyobb átfolyási vízmennyiséget szeretnénk elérni, a szűrőbetét (A) helyett használjuk a szűrőtömítést (B). A vezetékes hálózattól bekerülő szennyeződések gátolhatják a termék működését, és/vagy megrongálhatják a zuhany működő alkatrészeit. Az ebből adódó károkért a Hansgrohe nem felel.



Raindance E / S 100 AIR 1jet

Szűrőbetéttel (A)

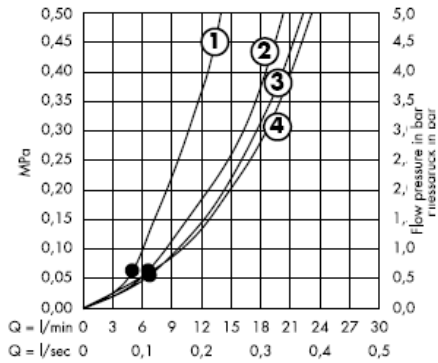


Szűrőtömítéssel (B)

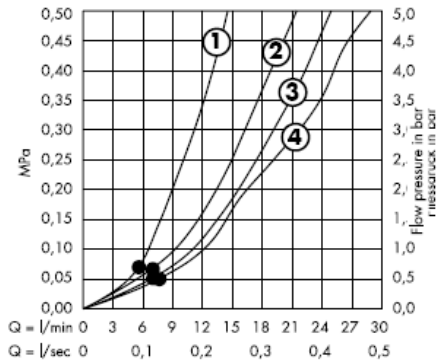
A • -től működik az adott funkció.

Croma 100 Vario

Szűrőbetéttel (A)



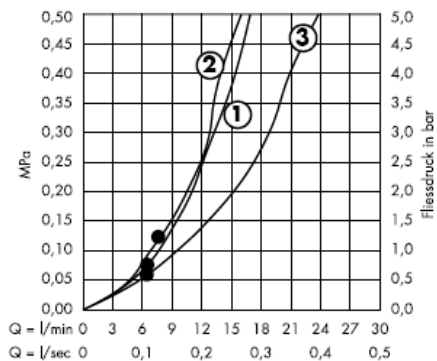
Szűrőtömítéssel (B)



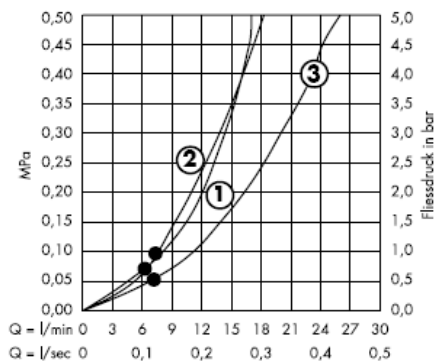
A • -től működik az adott funkció.

Croma 100 Multi

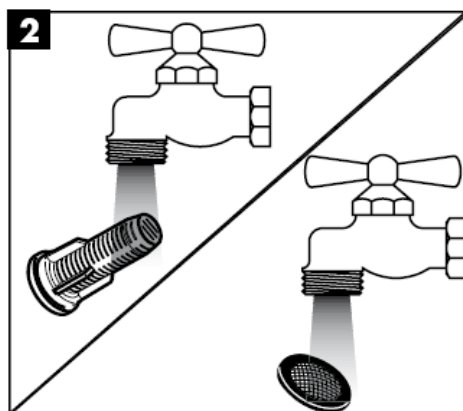
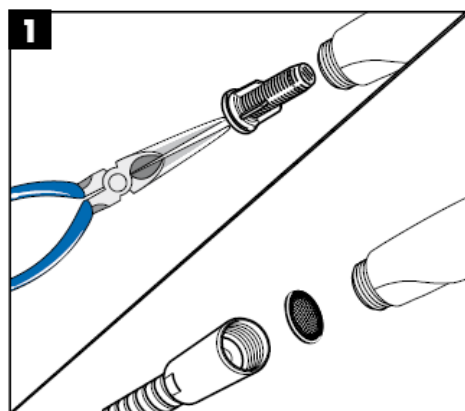
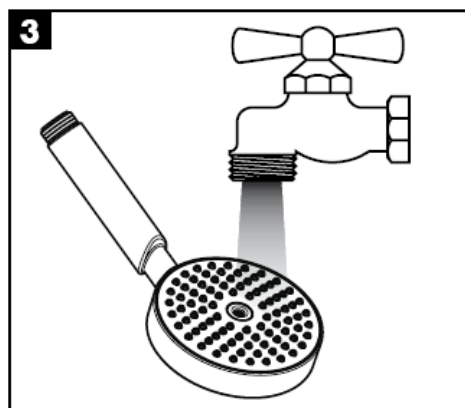

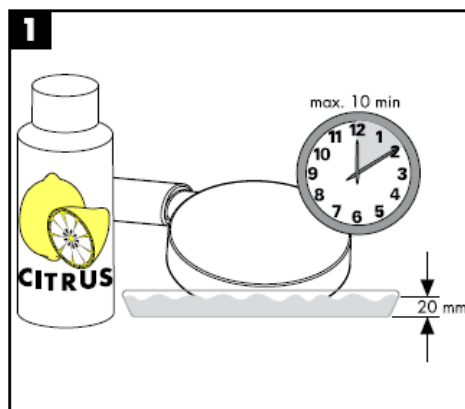
Szűrőbetéttel (A)



Szűrőtömítéssel (B)



A • -től működik az adott funkció.



Tisztítás

A QuickClean manuális tisztítófunkciónak köszönhetően a vízszugáryílások egyszerű ledörzsöléssel megtisztíthatók a vízkőtől.

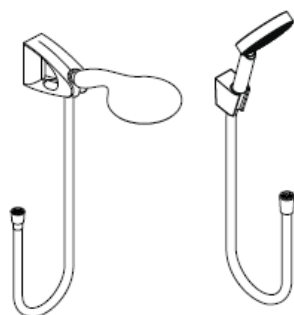


hansgrohe

Hansgrohe · Postfach 1145 · D-77761 Schiltach · Telefon +49 (0) 78 36/51-1282 · Telefax +49 (0) 7836/511440
E-Mail: info@hansgrohe.com · Internet: www.hansgrohe.com

11/2008
9.07400.04
Magyar

Asennusohje



**Raindance E 100
AIR 1jet/Porter'D Set**
27572000
27573000

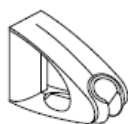


**Raindance
Talis E Combi**
27072000

**Raindance S 100
AIR 1jet / Porter'S Set**
27580000
27581000



Porter'S
28331000



Porter'D
27526XXX



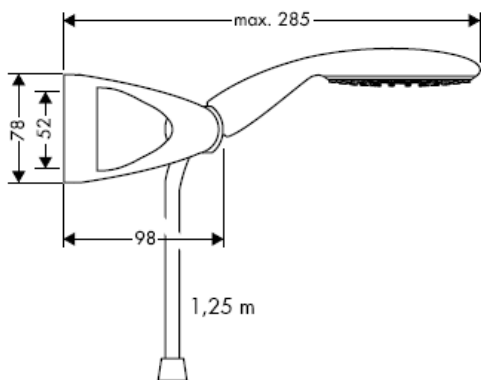
**Raindance
Talis S Combi**
27074000



**Croma 100
Vario / Multi / Porter'S Set**
27592000
27593000
27594000
27595000

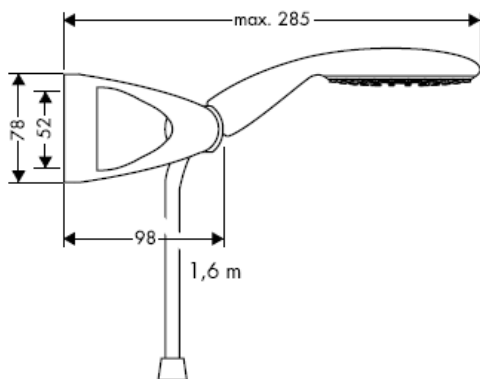
hansgrohe

Raindance E 100 AIR 1jet / Porter'D Set
27572000

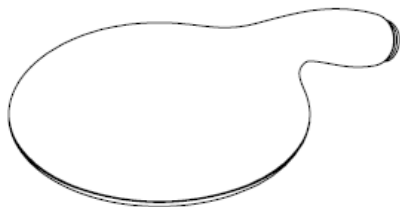
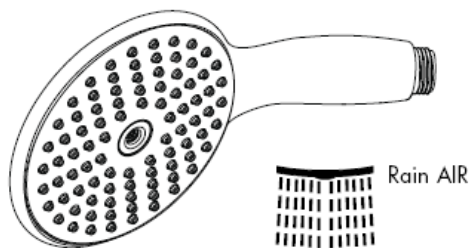
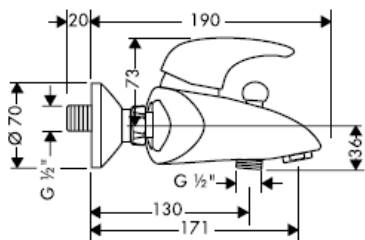
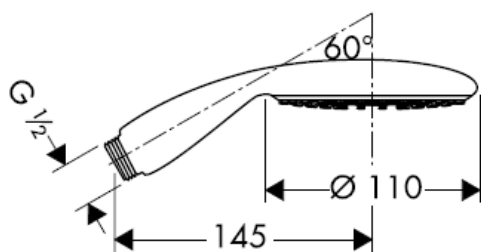


Raindance E 100 AIR 1jet / Porter'D Set
27573000

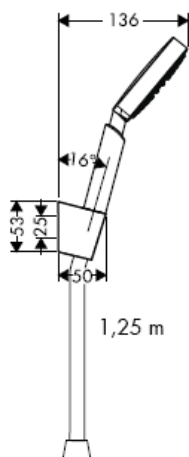
Raindance Talis E Combi
27072000



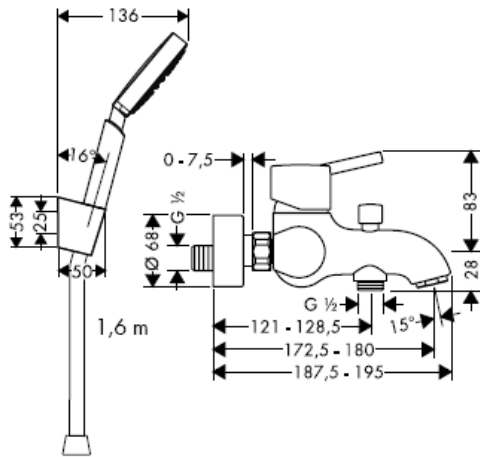
Raindance E 100 AIR 1jet
28508XXX



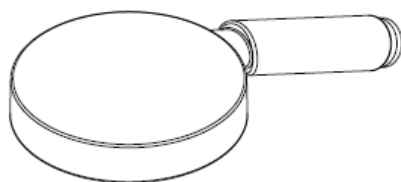
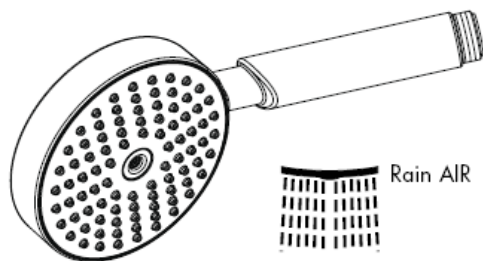
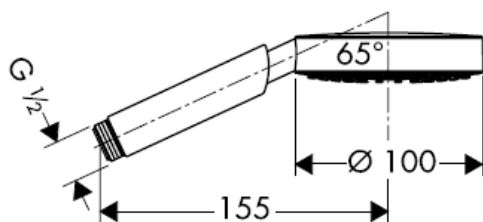
Raindance S 100 AIR 1jet / Porter'S Set
27580000



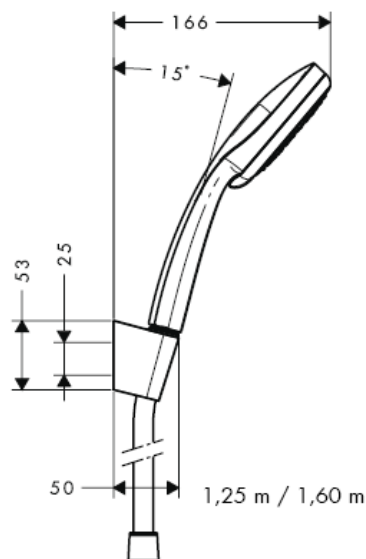
Raindance S 100 AIR 1jet / Porter'S Set
27581000




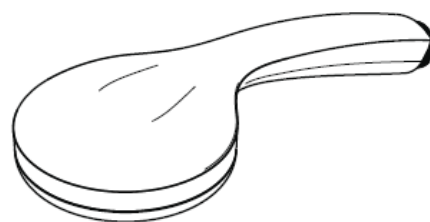
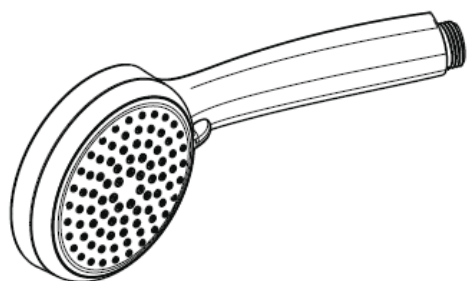
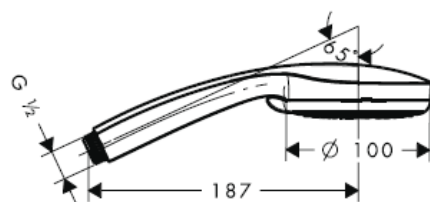
Raindance S 100 AIR 1jet
28509XXX



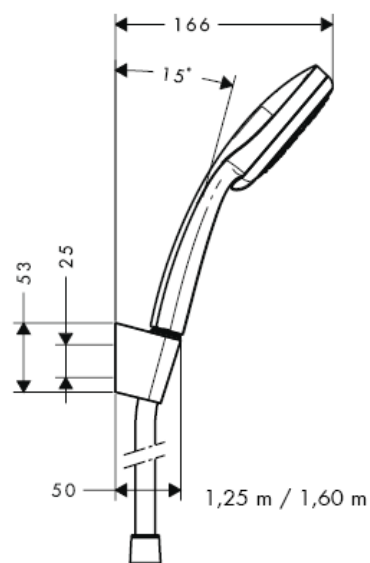
Croma 100 Vario / Porter'S Set
27592000 / 27594000



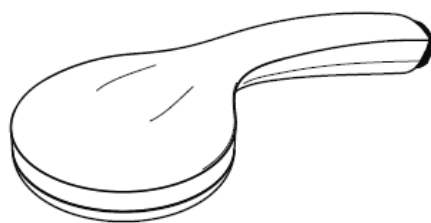
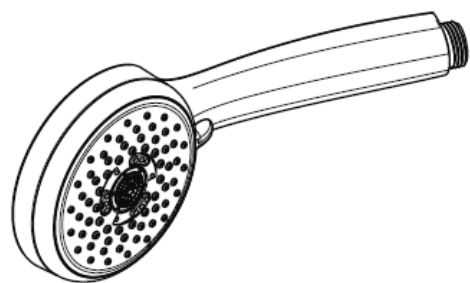
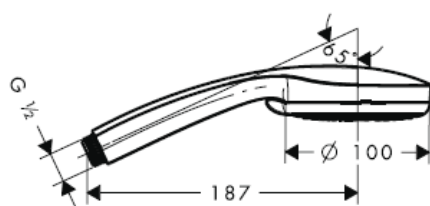
Croma 100 Vario
28535000



Croma 100 Multi / Porter'S Set
27593000 / 27595000



Croma 100 Multi
28536000



Rain

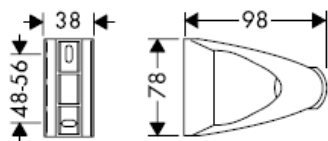


Massage

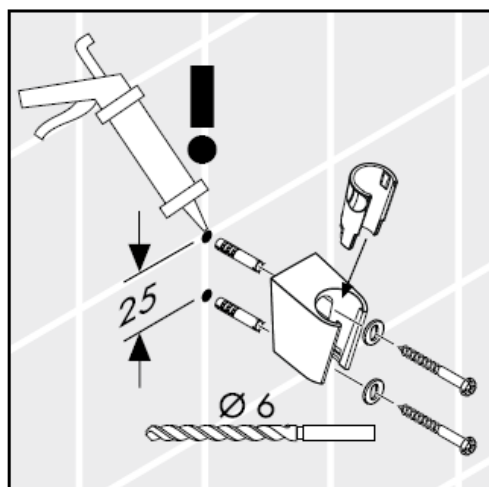
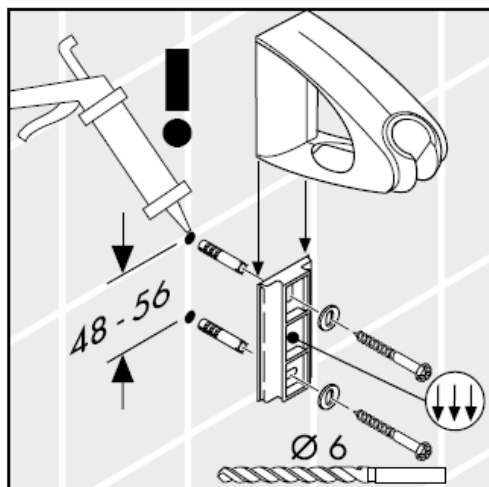
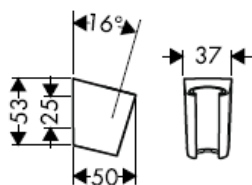


Mono

Porter'D
27526XXX



Porter'S
28331000



Huomio! Silikoni (etikkahappovapaa!)

Kun pätevä ammattihenkilöstö suorittaa tuotteen asennusta, on huomioitava, että kiinnityspinta on koko kiinnityksen alueella tasainen (ei ulkonevia saumoja tai laattojen tasomuutoksia) ja, että seinän rakenne soveltuu tuotteen asentamiseen eikä siinä ole heikkoja kohtia. Mukana olevat kiinnitysruuvit ja kiinnitysankkurit soveltuvat betoniin kiinnittämiseen. Kiinnitettäessä tuotetta muihin seinärakenteisiin, noutata kiinnittimien valmistajan ohjeita.

Tekniset tiedot

Käyttöpaine: max. 0,6 MPa
Suositeltu käyttöpaine: 0,1 – 0,4 MPa
(1 MPa = 10 bar = 147 PSI)
Kuuman veden lämpötila: max. 60° C

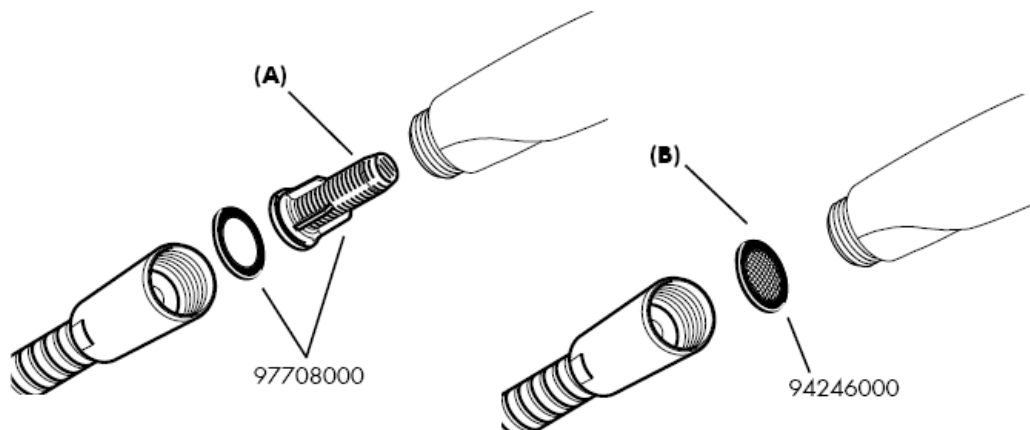
Käsisuihku soveltuu käytettäväksi sellaisen läpivirtauskuumentimen yhteydessä, jonka teho on vähintään 21 kW ja läpivirtausmäärä vähintään 7 l/min.

Koestusmerkki

	DVGW	P-IX	SVGW	ACS	NF	WRAS	KIWA
27573000				X			
27581000				X			
27592000				X			
27593000				X			
27594000				X			
27595000				X			

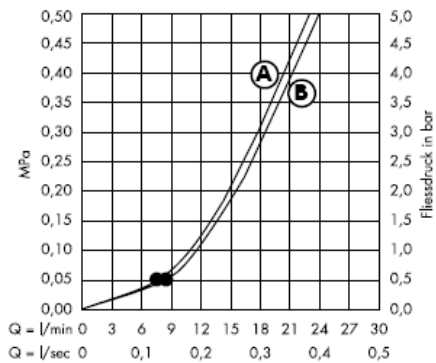
Asennus

Käsisuihkun mukana toimitettu suodatinpatruuna (A) on asennettava paikalleen, jotta käsisuihkun normaalivirtaus olisi taattuna ja, jotta lian huuhtoutuminen vesijohtoverkostosta käsisuihkuun estyy. Jos halutaan suurempaa vesimäärää, suodatinpatruunan (A) tilalle voidaan asentaa sihtitiiviste (B). Huuhtoutuvat likahiukkaset voivat häiritä suihkun toimintaa tai vahingoittaa toimintaosia, Hansgrohe ei vastaa tästä aiheutuneista vahingoista.



Raindance E / S 100 AIR 1jet

Suodatinpanoksella (A)

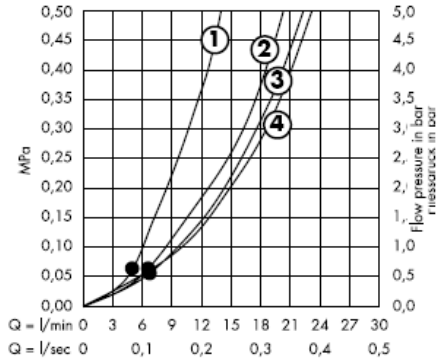


Sihtitiivisteellä (B)

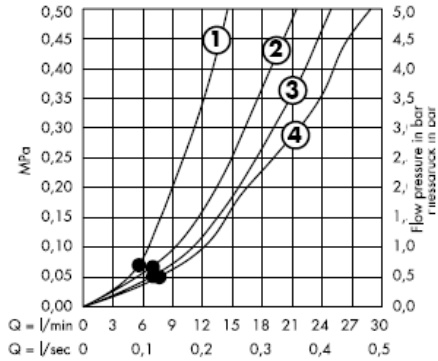
Tämä toiminta on taattuna • alkaen.

Croma 100 Vario

Suodatinpanoksella (A)



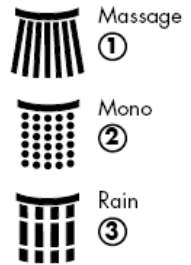
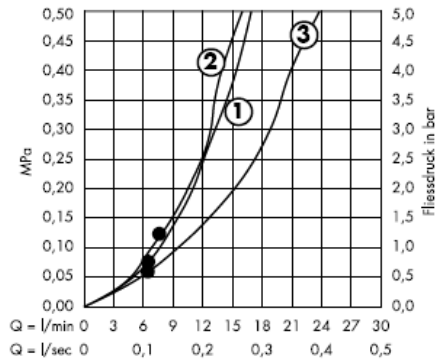
Sihttiivisteellä (B)



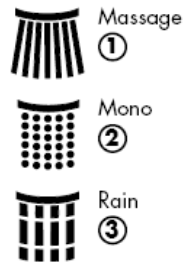
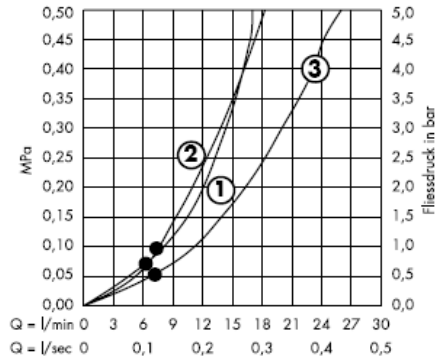
Tämä toiminta on taattuna • alkaen.

Croma 100 Multi

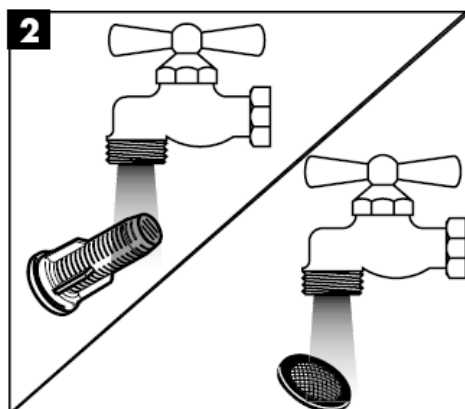
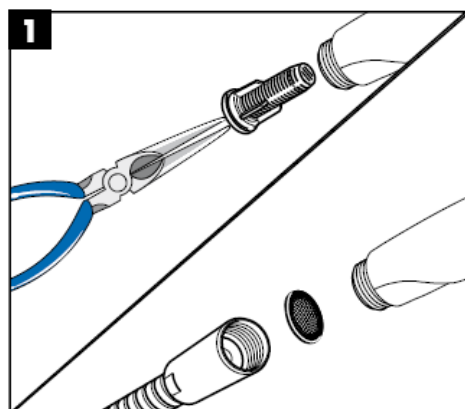
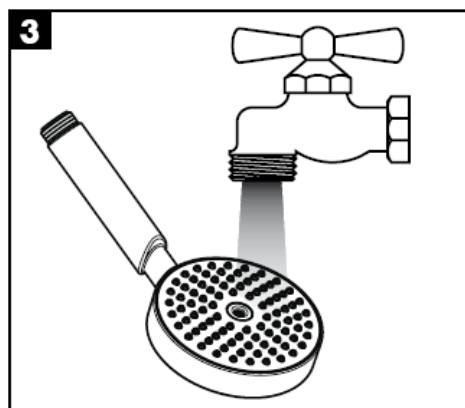

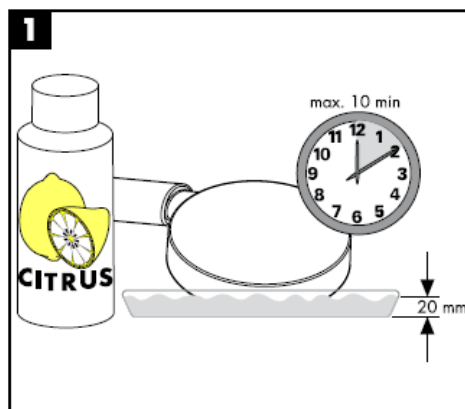
Suodatinpanoksella (A)



Sihtitiivisteellä (B)



Tämä toiminta on taattuna • alkaen.



Puhdistus

QuickClean –käsitoiminen kalkinpoistojärjestelmä on helppo käyttää: hiero sormella ja vedentulo on taas esteetön.

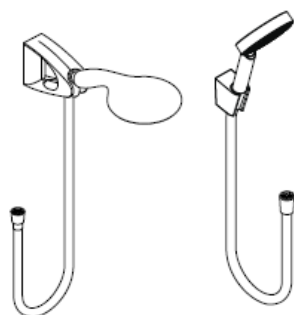


hansgrohe

Hansgrohe · Postfach 1145 · D-77761 Schiltach · Telefon +49 (0) 78 36/51-1282 · Telefax +49 (0) 7836/511440
E-Mail: info@hansgrohe.com · Internet: www.hansgrohe.com

11/2008
9.07400.04
Suomi

Monteringsanvisning



Raindance E 100
AIR 1jet/Porter'D Set
27572000
27573000

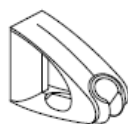


Raindance
Talis E Combi
27072000

Raindance S 100
AIR 1jet / Porter'S Set
27580000
27581000



Porter'S
28331000



Porter'D
27526XXX



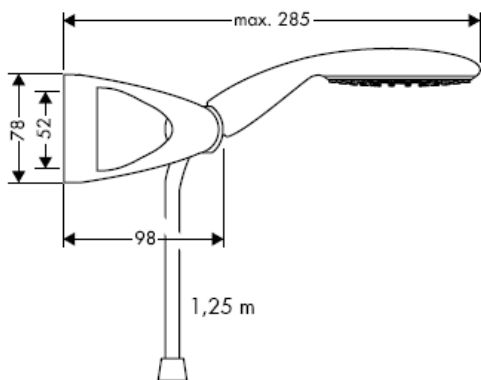
Raindance
Talis S Combi
27074000



Croma 100
Vario / Multi / Porter'S Set
27592000
27593000
27594000
27595000

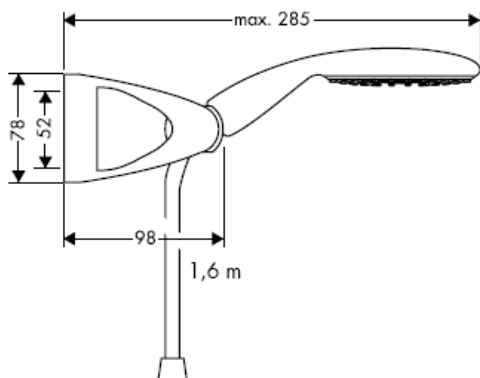
hangrohe

Raindance E 100 AIR 1jet / Porter'D Set
27572000

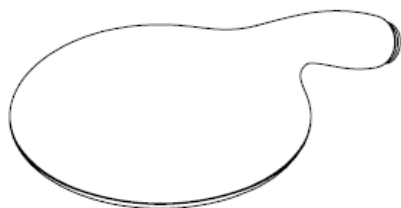
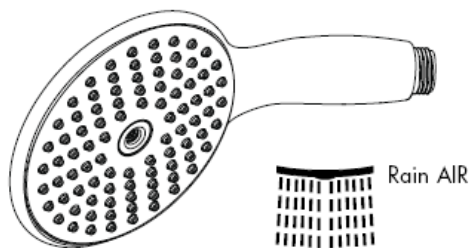
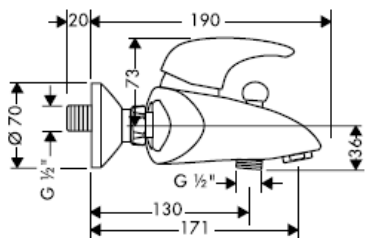
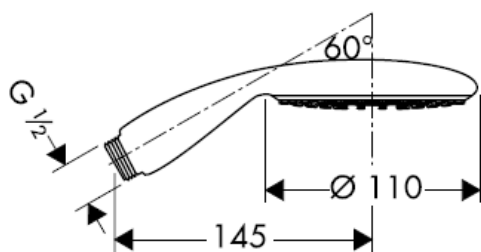


Raindance E 100 AIR 1jet / Porter'D Set
27573000

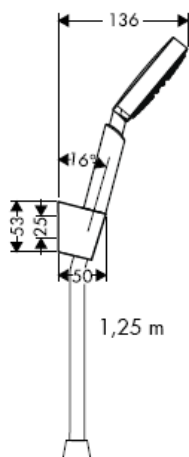
Raindance Talis E Combi
27072000



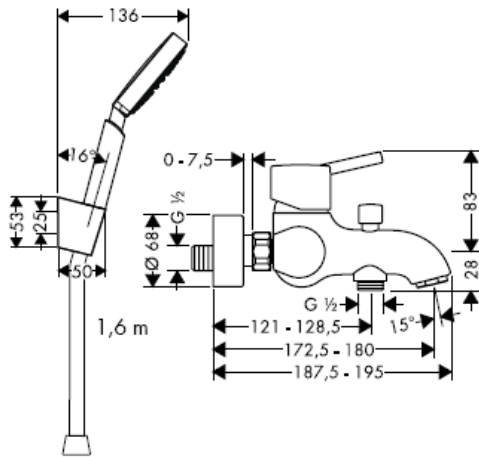
Raindance E 100 AIR 1jet
28508XXX



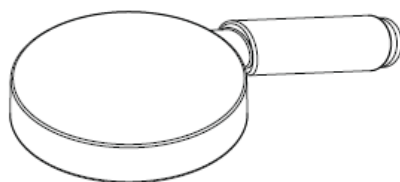
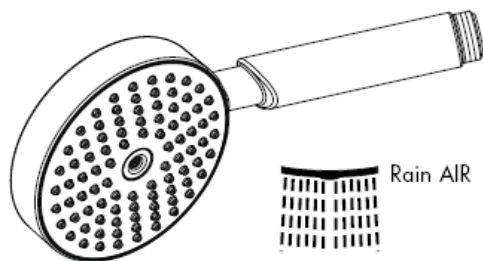
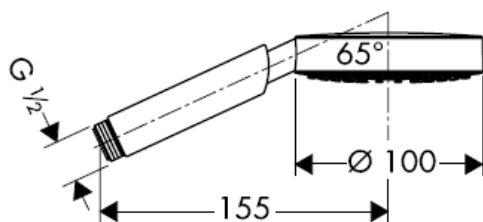
Raindance S 100 AIR 1jet / Porter'S Set
27580000



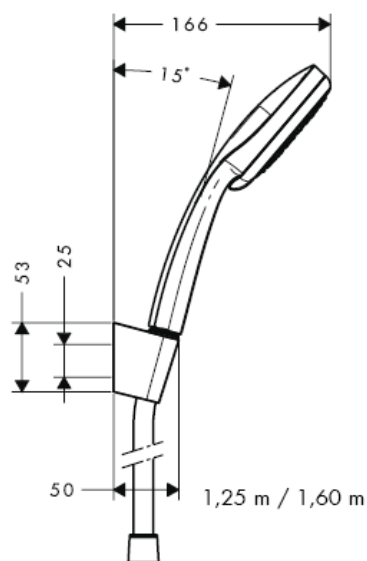
Raindance S 100 AIR 1jet / Porter'S Set
27581000




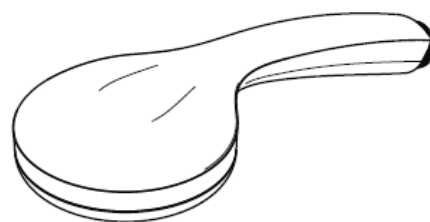
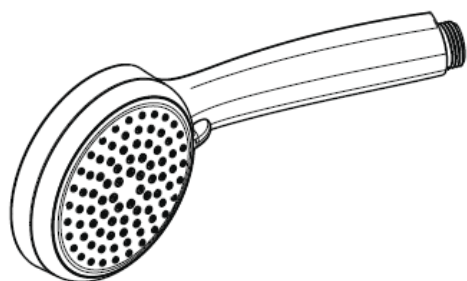
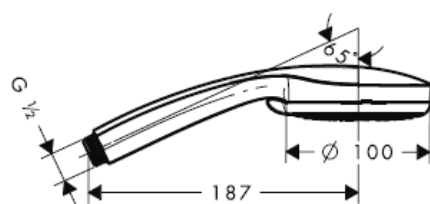
Raindance S 100 AIR 1jet
28509XXX



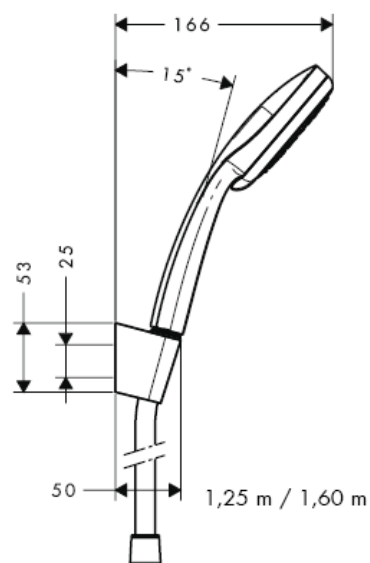
Croma 100 Vario / Porter'S Set
27592000 / 27594000



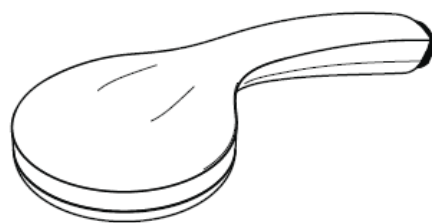
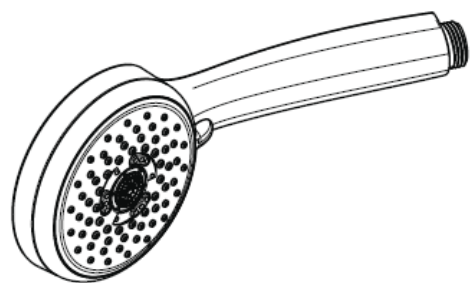
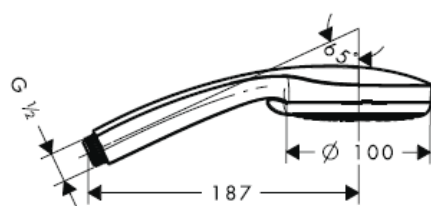
Croma 100 Vario
28535000



Croma 100 Multi / Porter'S Set
27593000 / 27595000



Croma 100 Multi
28536000



Rain

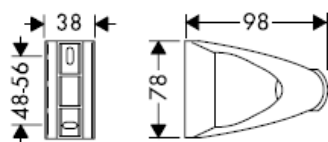


Massage

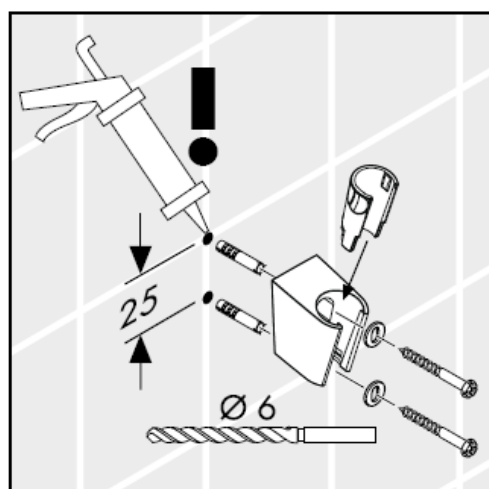
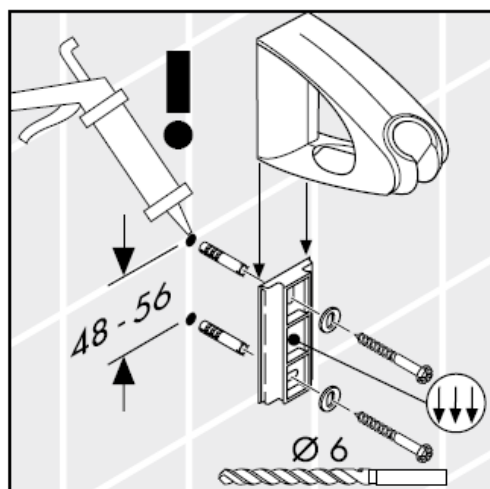
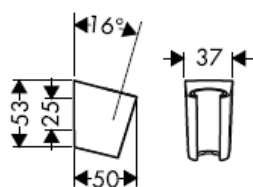


Mono

Porter'D
27526XXX



Porter'S
28331000



OBS! Silikon (fri från ättiksyra!)

När kvalificerad fackpersonal monterar produkten är det viktigt att tänka på att monteringsytan är plan i alla delar av arbetsytan (inga fogar som sticker ut eller klinkerförskjutningar), att väggkonstruktionen passar till montering av produkten samt att den inte har svaga punkter. Medföljande skruvar och plugg är endast avsedda för betong. Vid andra väggkonstruktioner skall anvisningarna från pluggtillverkaren beaktas.

Tekniska data

Driftstryck: max. 0,6 MPa
Rek. driftstryck: 0,1 – 0,4 MPa
(1 MPa = 10 bar = 147 PSI)
Varmvattentemperatur: max. 60° C

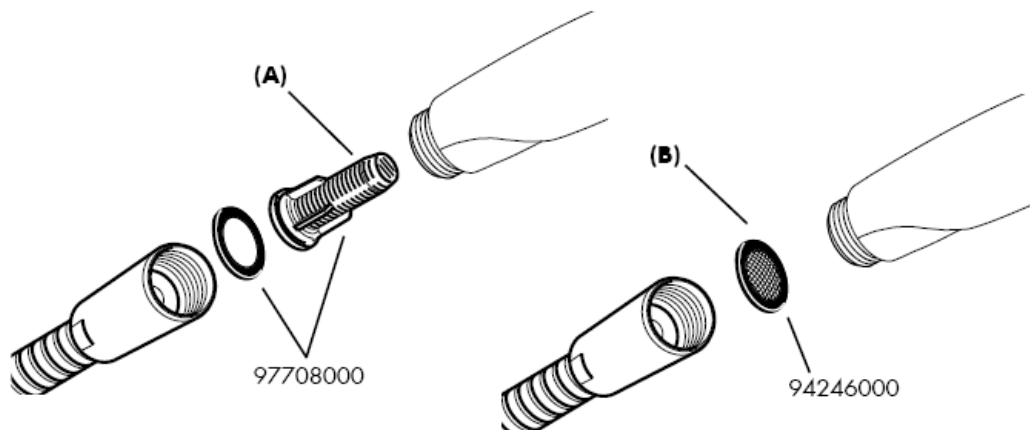
Handduschen är avsedd för användning med vattenberedare som har en effekt från 21 kW och ett minsta genomflöde på 7 l/min.

Testsigill

	DVGW	P-IX	SVGW	ACS	NF	WRAS	KIWA
27573000				X			
27581000				X			
27592000				X			
27593000				X			
27594000				X			
27595000				X			

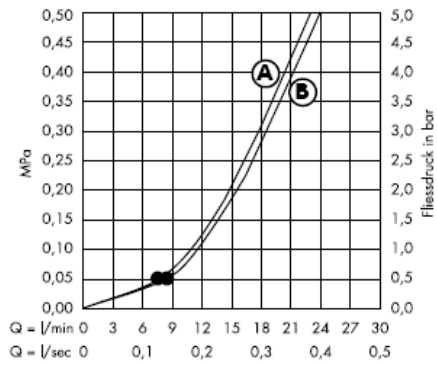
Montering

Filterinsatsen (A) som följer med måste monteras om normalflödet hos handduschen ska vara garanterat och för att undvika att smuts spolats in från ledningsnätet. Önskas kraftigare vattenflöde måste silpackningen (B) användas istället för filterinsatsen (A). Smuts som spolats in kan påverka funktionerna och/eller leda till skador på funktionsdelar i handduschen. Hansgrohe frångår sig allt ansvar för skador som kan härledas till detta.



Raindance E / S 100 AIR 1jet

Med filterinsats (A)

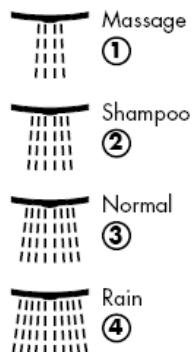
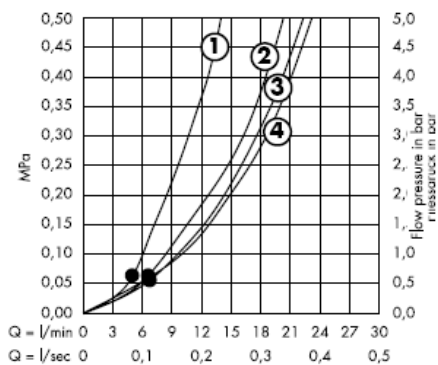


Med silpackning (B)

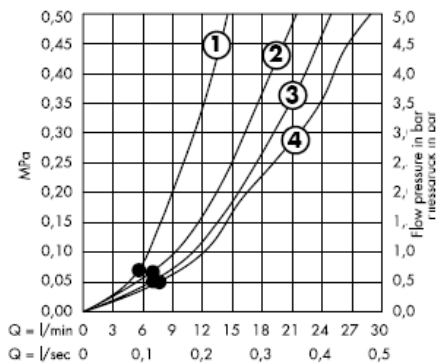
Från • garanteras funktionen.

Croma 100 Vario

Med filterinsats (A)



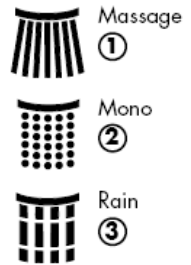
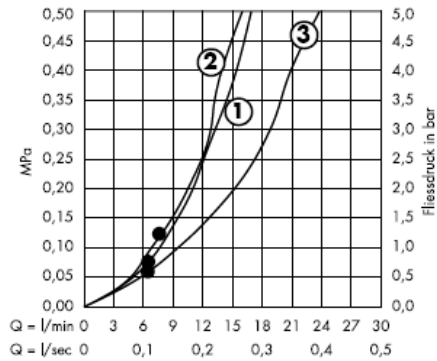
Med silpackning (B)



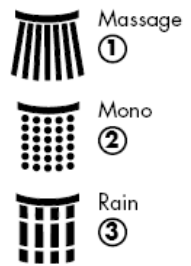
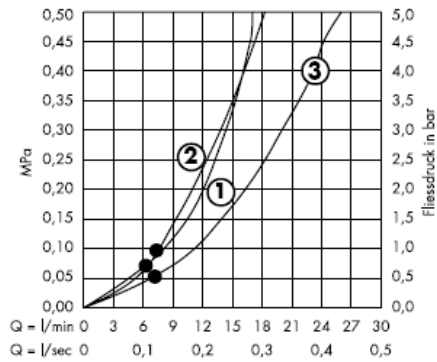
Från • garanteras funktionen.

Croma 100 Multi

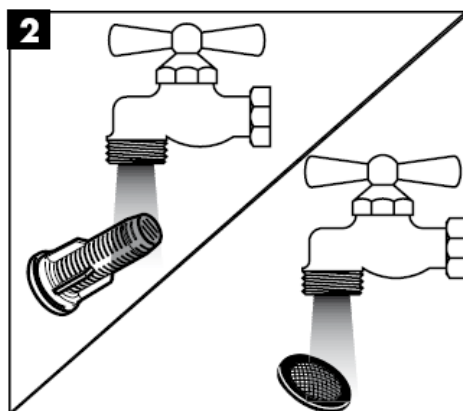
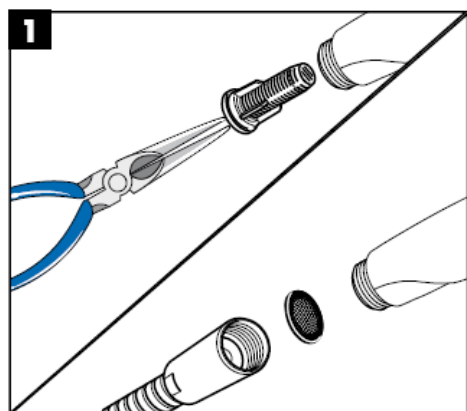
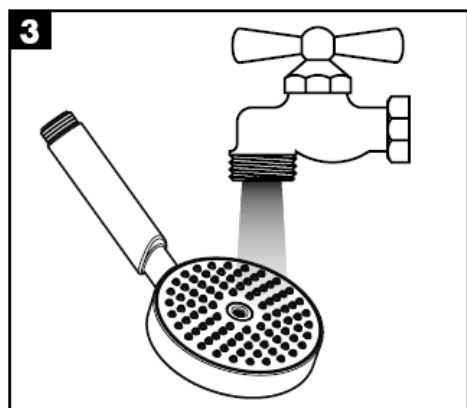

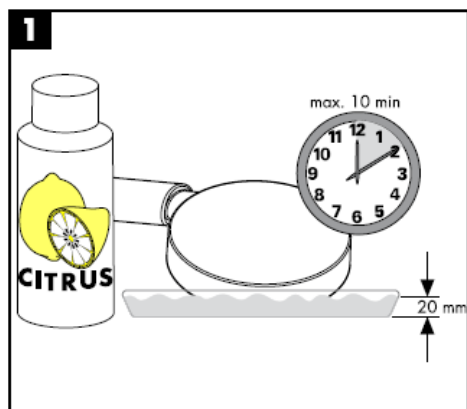
Med filterinsats (A)



Med silpackning (B)



Från • garanteras funktionen.



Rengöring

Med QuickClean, den manuella rengöringsfunktionen, är det lätt att befria strålskanalerna från kalk - de ska bara gnuggas.

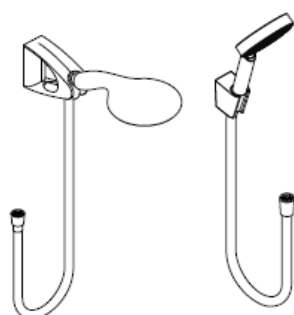


hansgrohe

Hansgrohe · Postfach 1145 · D-77761 Schiltach · Telefon +49 (0) 78 36/51-1282 · Telefax +49 (0) 7836/511440
E-Mail: info@hansgrohe.com · Internet: www.hansgrohe.com

11/2008
9.07400.04
Svenska

Montavimo instrukcijos



Raindance E 100
AIR 1jet/Porter'D Set
27572000
27573000

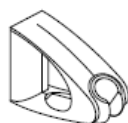


Raindance
Talis E Combi
27072000

Raindance S 100
AIR 1jet / Porter'S Set
27580000
27581000



Porter'S
28331000



Porter'D
27526XXX



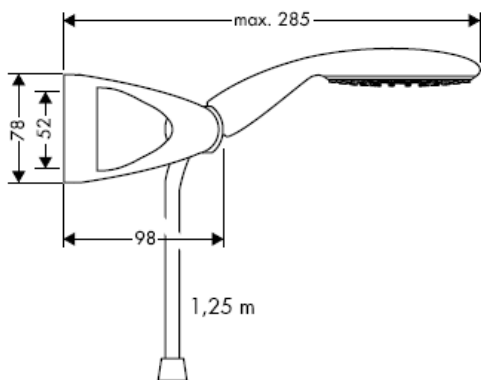
Raindance
Talis S Combi
27074000



Croma 100
Vario / Multi / Porter'S Set
27592000
27593000
27594000
27595000

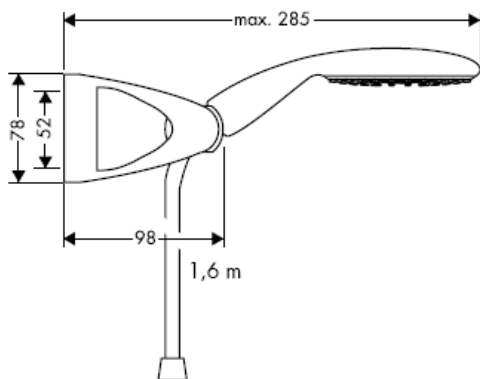
hansgrohe

Raindance E 100 AIR 1jet / Porter'D Set
27572000

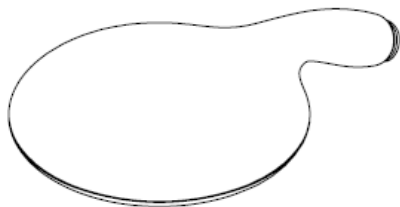
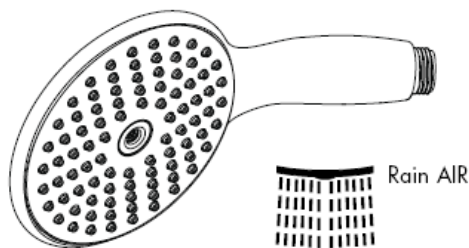
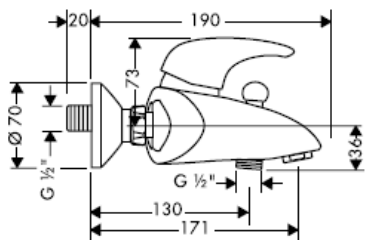
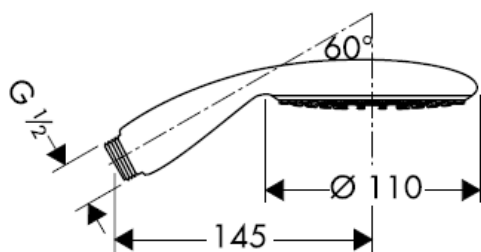


Raindance E 100 AIR 1jet / Porter'D Set
27573000

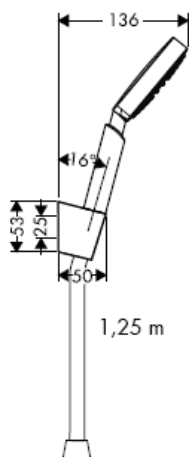
Raindance Talis E Combi
27072000



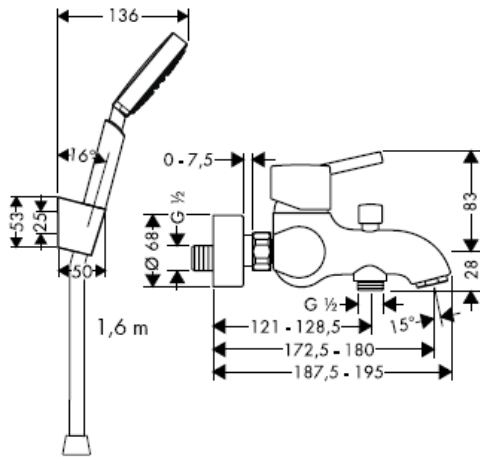
Raindance E 100 AIR 1jet
28508XXX



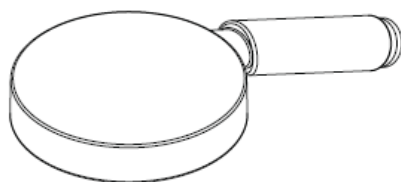
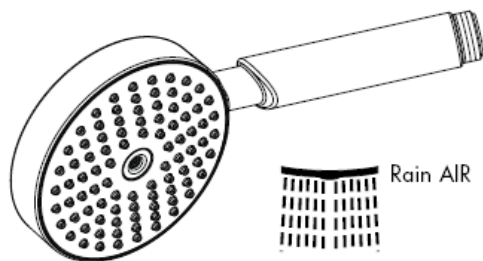
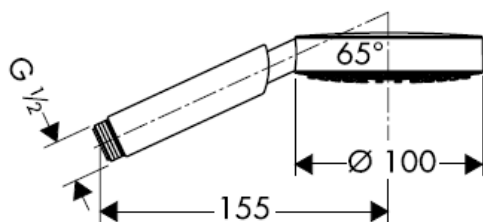
Raindance S 100 AIR 1jet / Porter'S Set
27580000



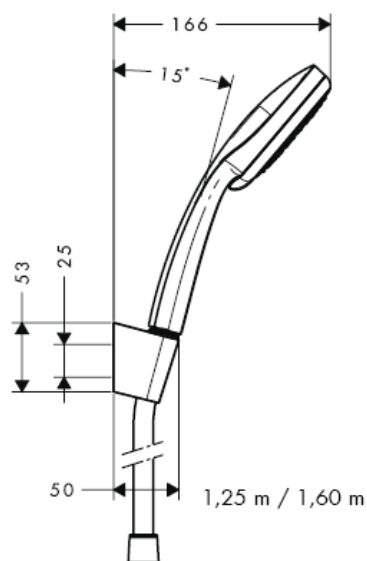
Raindance S 100 AIR 1jet / Porter'S Set
27581000




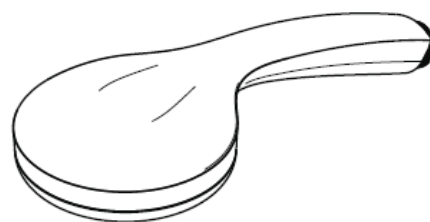
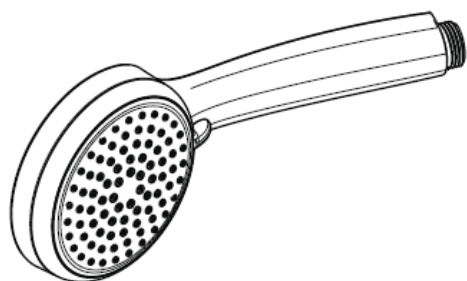
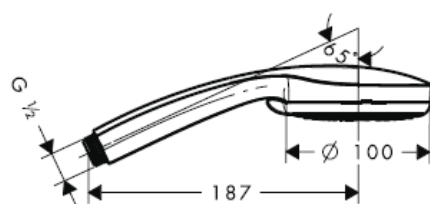
Raindance S 100 AIR 1jet
28509XXX



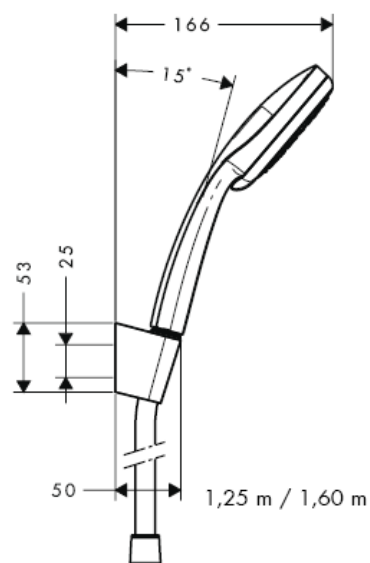
Croma 100 Vario / Porter'S Set
27592000 / 27594000



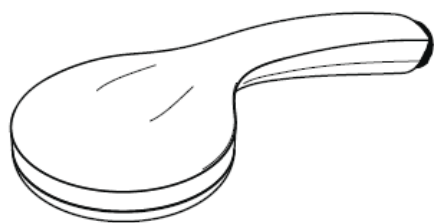
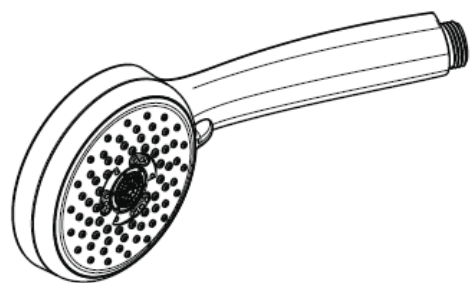
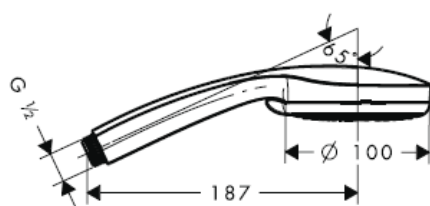
Croma 100 Vario
28535000



Croma 100 Multi / Porter'S Set
27593000 / 27595000



Croma 100 Multi
28536000



Rain

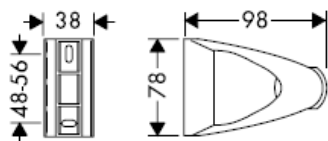


Massage

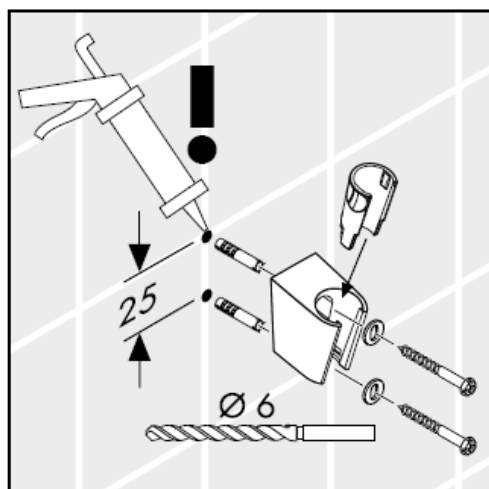
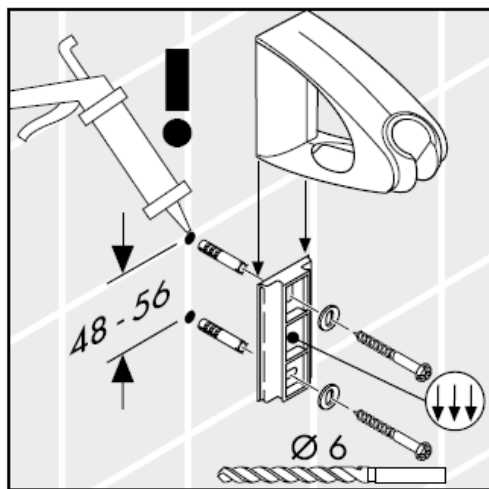
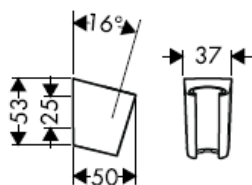


Mono

Porter'D
27526XXX



Porter'S
28331000



Dēmesio! Silikonas (be acto rūgšties!)

Montuojant produktą, specialistas privalo įsitikinti, kad sienos plotas, prie kurio dedama montavimo plokštė, yra lygus (jokių plytelių ar kitų nelygumų), kad sienos struktūra yra pritaikyta produkto montavimui ir neturi jokių silpnų vietų.

Pakuotėje esantys varžtai ir kaiščiai yra skirti tik betonui. Esant kitokiai sienai, varžtus ir kaiščius reikia rinktis pagal paskirtį.

Techniniai duomenys

Darbinis slėgis: max. 0,6 MPa
Rekomenduojamas slėgis: 0,1 – 0,4 MPa
(1 MPa = 10 barų = 147 PSI)
Karšto vandens temperatūra: max. 60° C

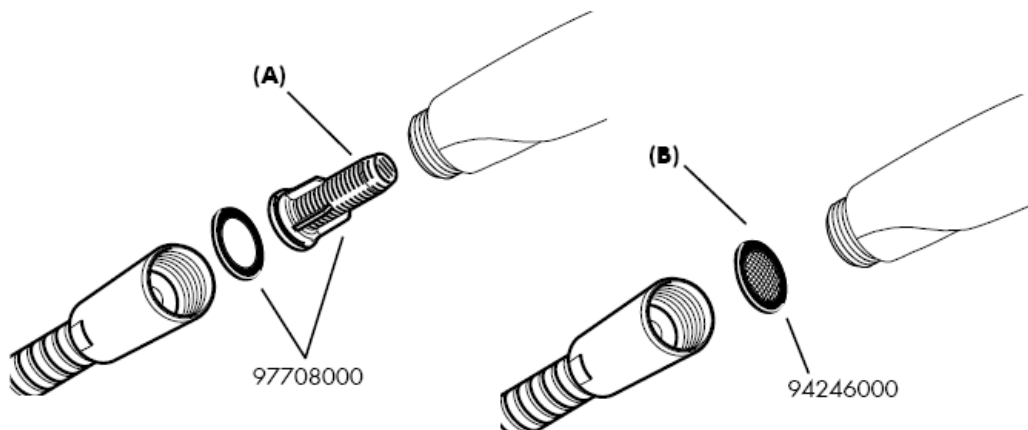
Dušo galvutė pritaikyta momentiniam vandens šildikliui nuo 21 kW su ne mažesniu kaip 7 l/min vandens pralaidumu.

Bandymo pažyma

	DVGW	P-IX	SVGW	ACS	NF	WRAS	KIWA
27573000				X			
27581000				X			
27592000				X			
27593000				X			
27594000				X			
27595000				X			

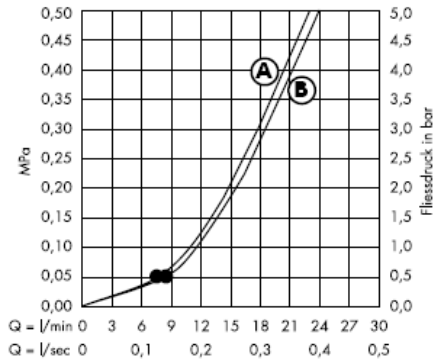
Montavimas

Filtrą (A), kuris yra rankų dušas pakuotėje, privalo būti įstatytas, kad būtų garantuota vandens pralaidumo norma ir apsauga nuo nešvarumų. Jei reikia didesnio vandens pralaidumo, vietoje filtro (A) įstatykite sietelį (B). Nešvarumai gali pakenkti rankų dušas funkcionalumui ir (arba) sugadinti rankų dušas funkcines dalis. Tokiu atveju "Hansgrohe" atsakomybės neprisiima.



Raindance E / S 100 AIR 1jet

Su filtru (A)

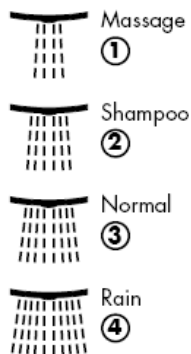
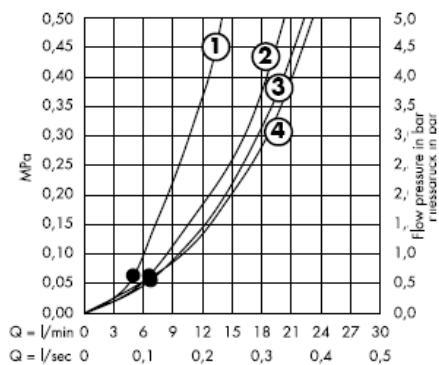


Su sieteliu (B)

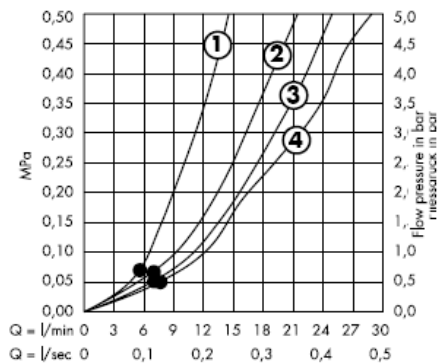
Nuo • funkcionavimas garantuotas

Croma 100 Vario

Su filtru (A)



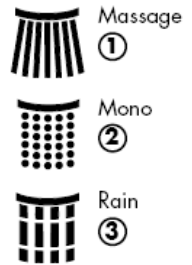
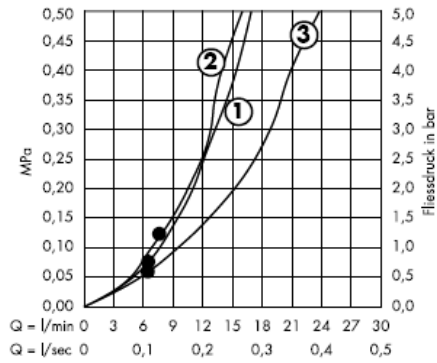
Su sieteliu (B)



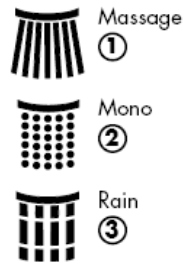
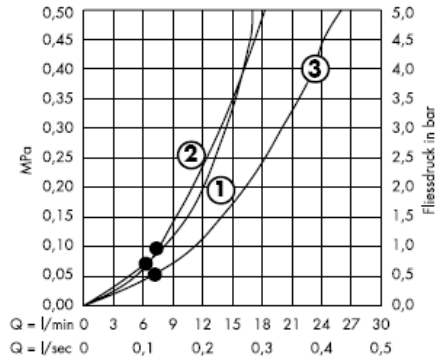
Nuo • funkcionavimas garantuotas

Croma 100 Multi

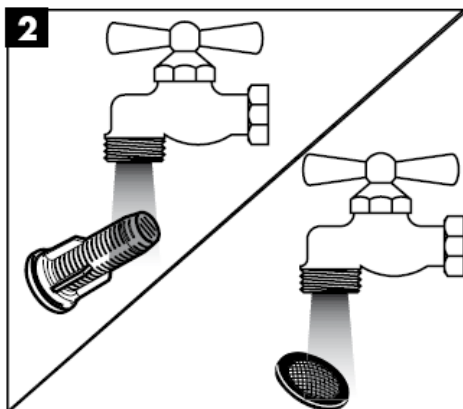
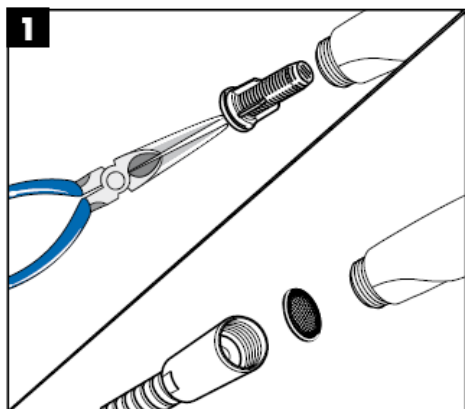
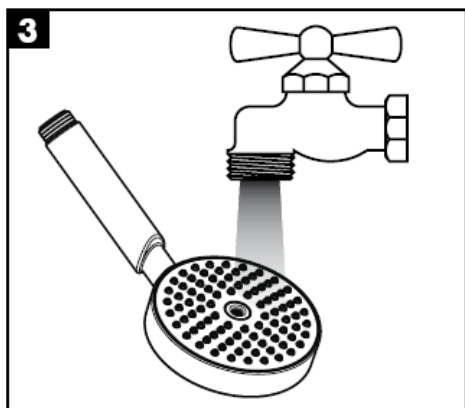
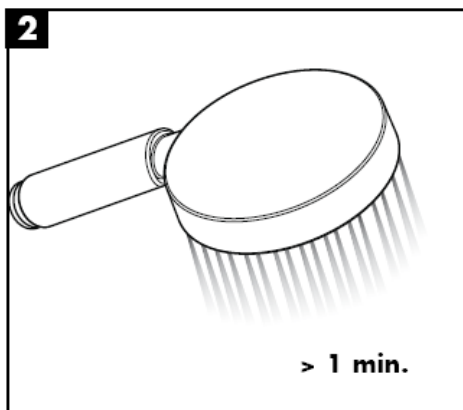
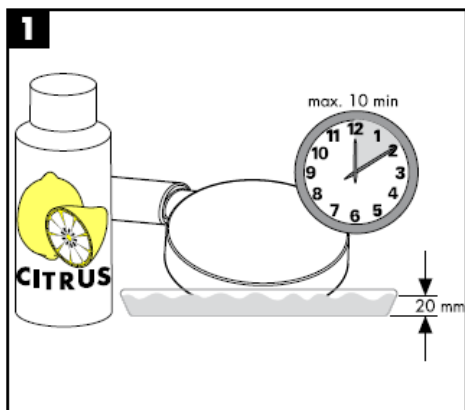
Su filtru (A)



Su sieteliu (B)



Nuo • funkcionavimas garantuotas



Valymas

"QuickClean" valymo funkcija apsaugo nuo apkalkėjimo. Užtenka pirštu nubraukti atsiradusius nešvarumus nuo srovės angų.

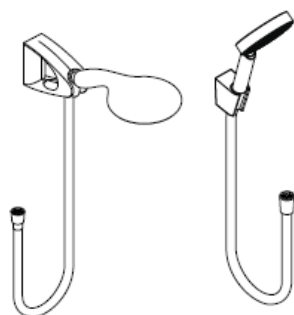


hansgrohe

Hansgrohe · Postfach 1145 · D-77761 Schiltach · Telefon +49 (0) 78 36/51-1282 · Telefax +49 (0) 7836/511440
E-Mail: info@hansgrohe.com · Internet: www.hansgrohe.com

11/2008
9.07400.04
Lietuviškai

Uputstva za instalaciju



Raindance S 100
AIR 1jet / Porter'S Set

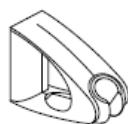
27580000
27581000

Raindance E 100
AIR 1jet/Porter'D Set

27572000
27573000



Porter'S
28331000



Porter'D
27526XXX



Raindance
Talis E Combi
27072000



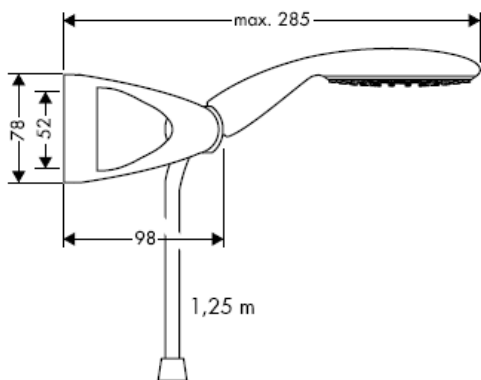
Raindance
Talis S Combi
27074000



Croma 100
Vario / Multi / Porter'S Set
27592000
27593000
27594000
27595000

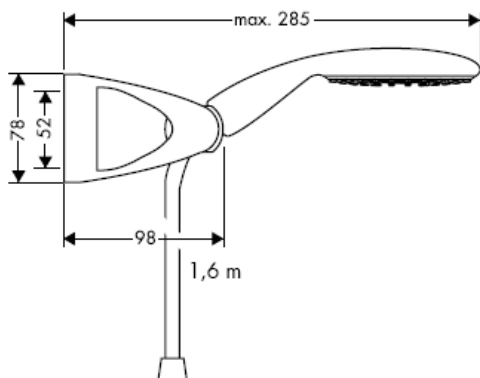
hansgrohe

Raindance E 100 AIR 1jet / Porter'D Set
27572000

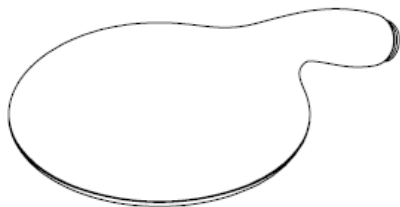
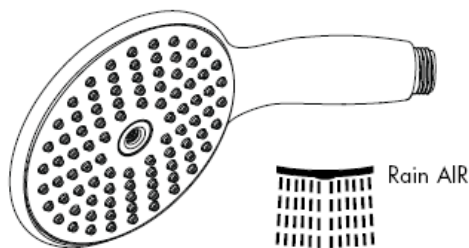
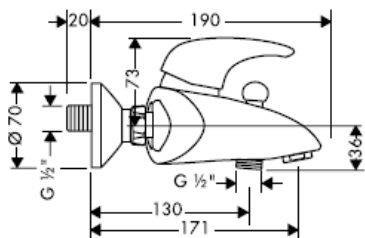
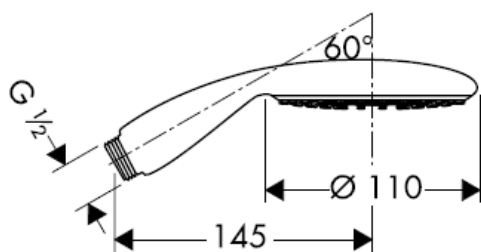


Raindance E 100 AIR 1jet / Porter'D Set
27573000

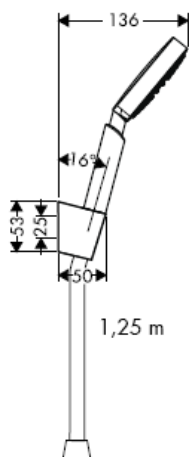
Raindance Talis E Combi
27072000



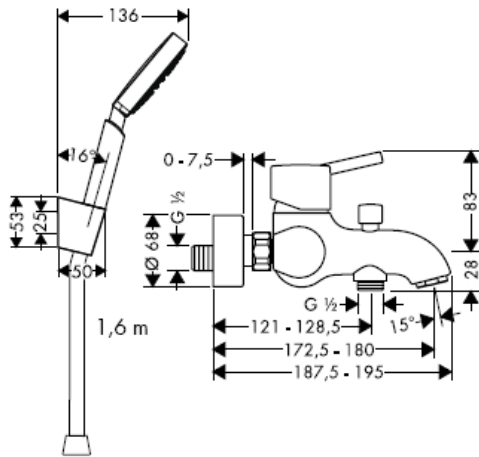
Raindance E 100 AIR 1jet
28508XXX



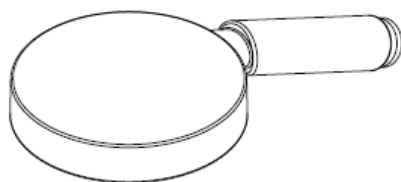
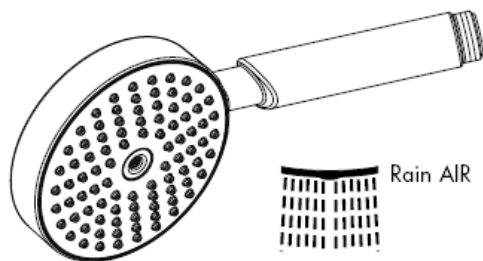
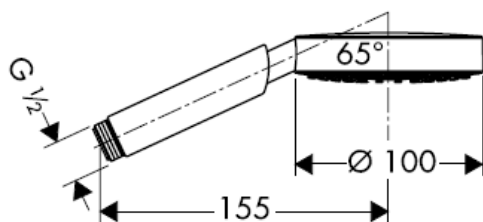
Raindance S 100 AIR 1jet / Porter'S Set
27580000



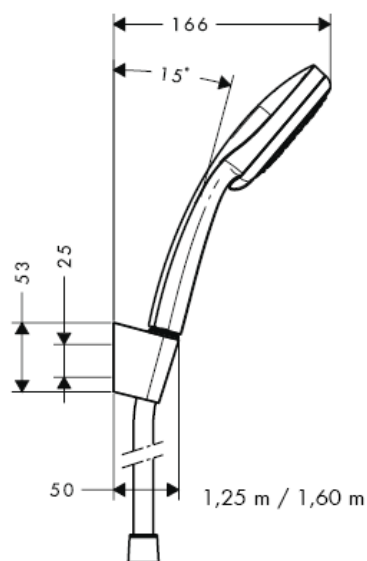
Raindance S 100 AIR 1jet / Porter'S Set
27581000



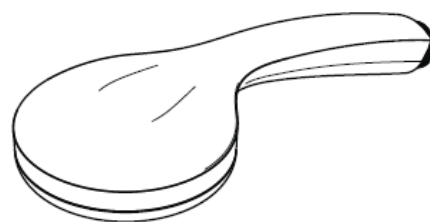
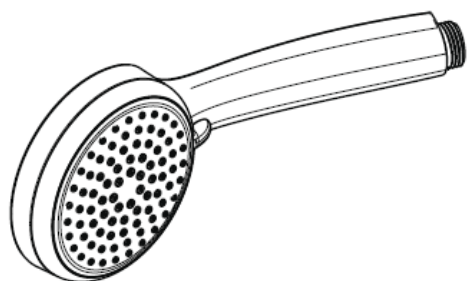
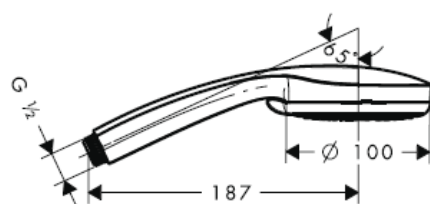
Raindance S 100 AIR 1jet
28509XXX



Croma 100 Vario / Porter'S Set
27592000 / 27594000



Croma 100 Vario
28535000



Normal



Shampoo

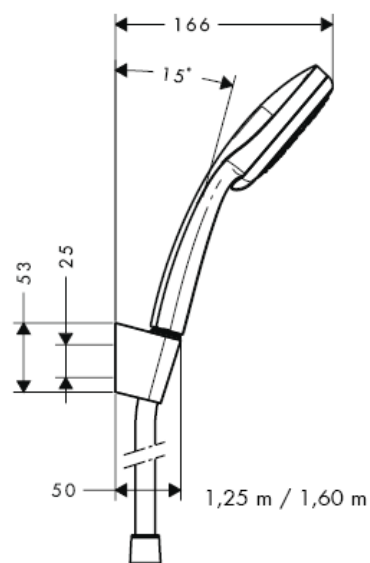


Rain

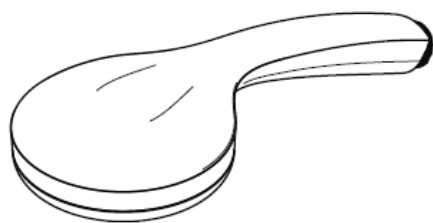
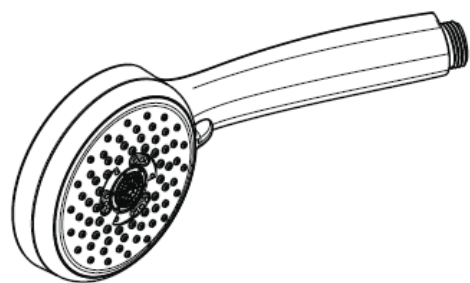
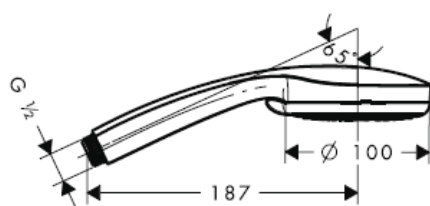


Massage

Croma 100 Multi / Porter'S Set
27593000 / 27595000



Croma 100 Multi
28536000



Rain

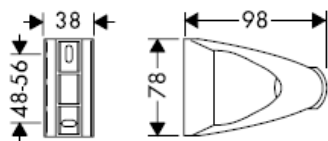


Massage

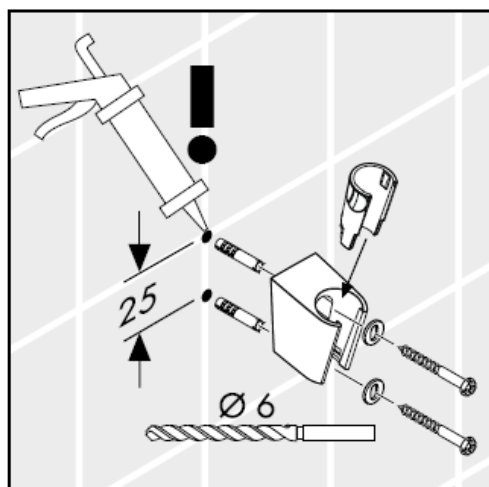
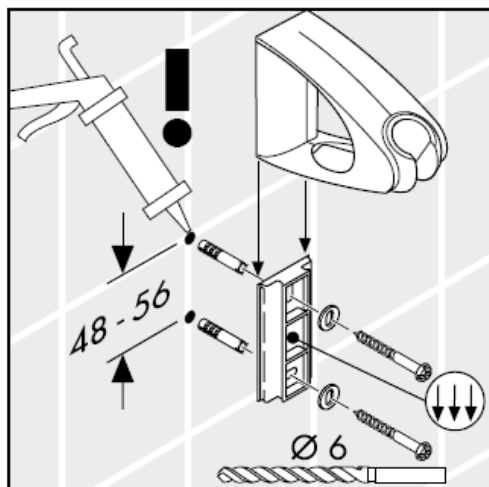
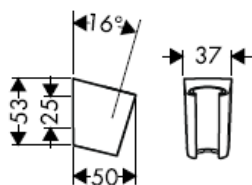


Mono

Porter'D
27526XXX



Porter'S
28331000



Pažnja! Silikon (ne sadrži kiseline)

Kada proizvod montira kvalificirano stručno osoblje treba paziti da čitava površina na koju se učvršćuje bude ravna (bez istaknutih fuga ili krivljenja pločica), da je zidna konstrukcija primjerena montaži proizvoda te osobito da nema slabih mjesta.

Priloženi vijci i moždanici prikladni su samo za beton. Kod drugih zidnih nadgradnji treba obratiti pažnju na navode proizvođača moždanika.

Tehnički podatci

Najveći dopušteni tlak: max. 0,6 MPa
Preporučeni tlak: 0,1 – 0,4 MPa
(1 MPa = 10 bar = 147 PSI)
Temperatura vruće vode: max. 60° C

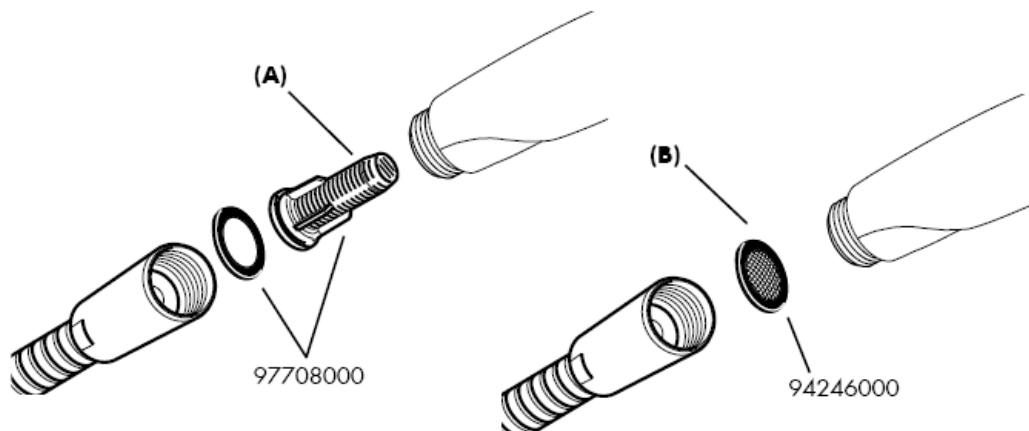
Ručni tuš možete koristiti uz protočni bojler od 21 kW te uz minimalni protok od 7 litara u minuti

Oznaka testiranja

	DVGW	P-IX	SVGW	ACS	NF	WRAS	KIWA
27573000				X			
27581000				X			
27592000				X			
27593000				X			
27594000				X			
27595000				X			

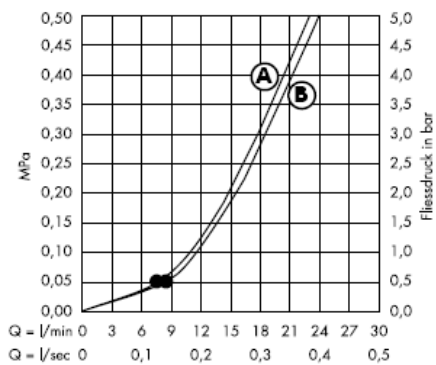
Sastavljanje

Filter (A) potrebno je ugraditi kako bi se regulirao protok vode i smanjio prolazak prljavštine. Ako želite jači protok vode umjesto filtera ugradite rešetku (B). Za eventualna oštećenja uzrokovana prljavštinom proizvođač Hansgrohe nije odgovoran.



Raindance E / S 100 AIR 1jet

Sa filterom (A)

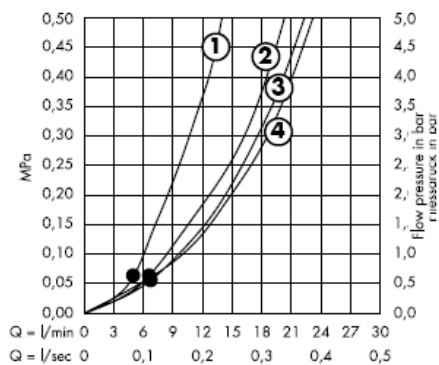


Sa rešetkastim filterom (B)

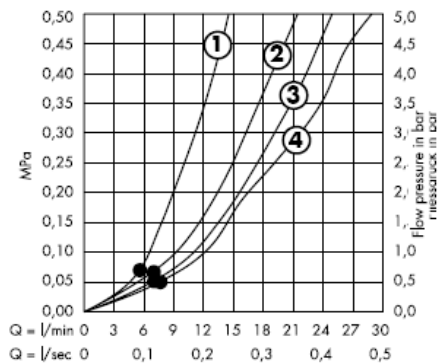
Zajamčena funkcija od • navise

Croma 100 Vario

Sa filterom (A)



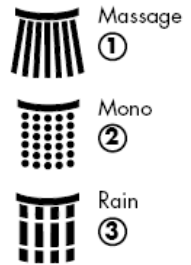
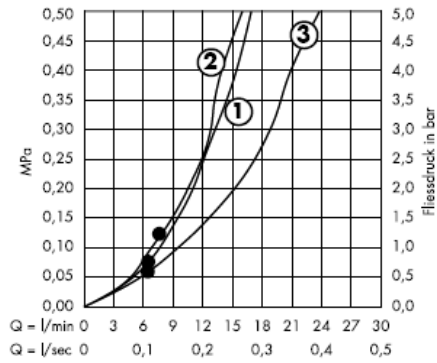
Sa rešetkastim filterom (B)



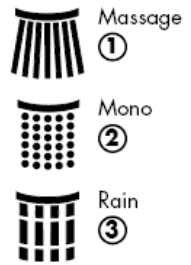
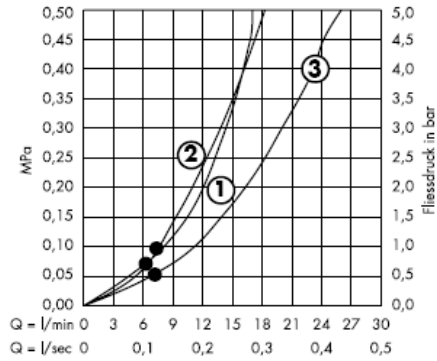
Zajamčena funkcija od • navíše

Croma 100 Multi

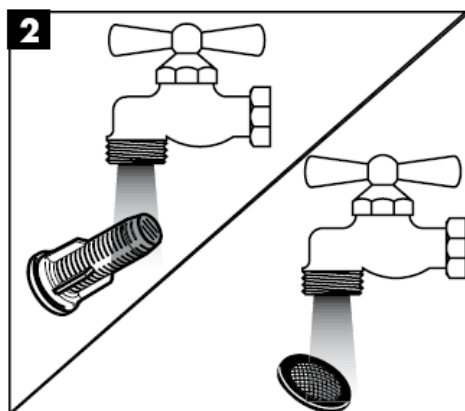
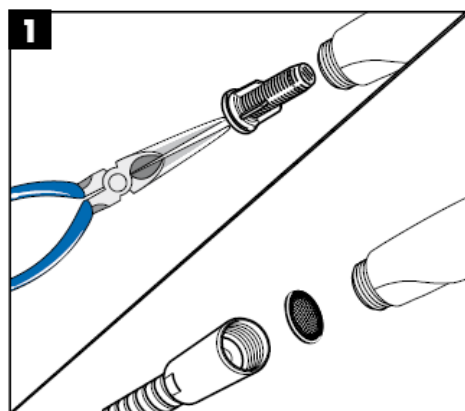
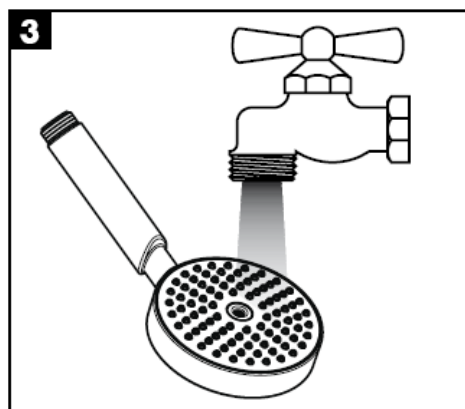

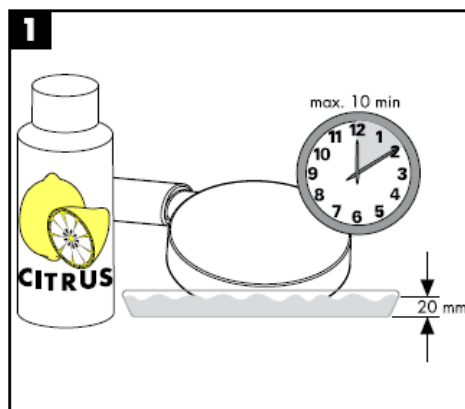
Sa filterom (A)



Sa rešetkastim filterom (B)



Zajamčena funkcija od • navíše



Čišćenje

QuickClean - ručni sustav za čišćenje omogućuje jednostavnim trljanjem odstranjivanje kamenca sa rupica prskalice tuša.

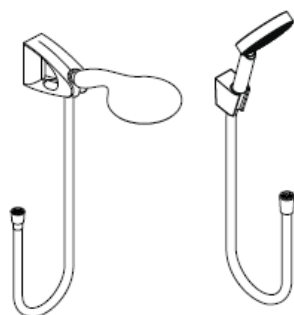


hansgrohe

Hansgrohe · Postfach 1145 · D-77761 Schiltach · Telefon +49 (0) 78 36/51-1282 · Telefax +49 (0) 7836/511440
E-Mail: info@hansgrohe.com · Internet: www.hansgrohe.com

11/2008
9.07400.04
Hrvatski

Montaj kılavuzu



Raindance S 100
AIR 1jet / Porter'S Set

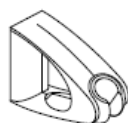
27580000
27581000

Raindance E 100
AIR 1jet/Porter'D Set

27572000
27573000



Porter'S
28331000



Porter'D
27526XXX



Raindance
Talis E Combi
27072000



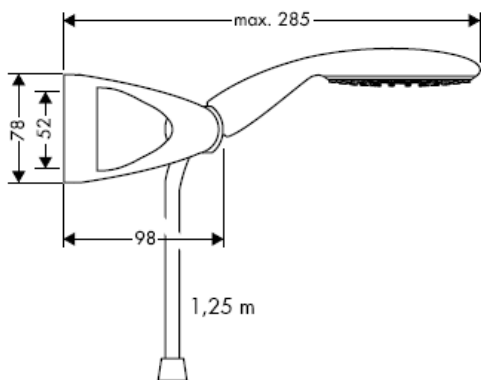
Raindance
Talis S Combi
27074000



Croma 100
Vario / Multi / Porter'S Set
27592000
27593000
27594000
27595000

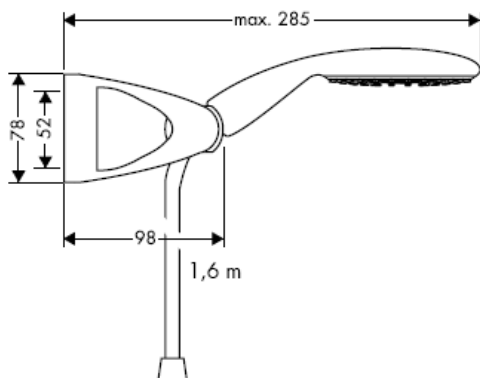
hansgrohe

Raindance E 100 AIR 1jet / Porter'D Set
27572000

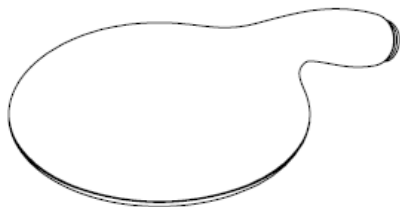
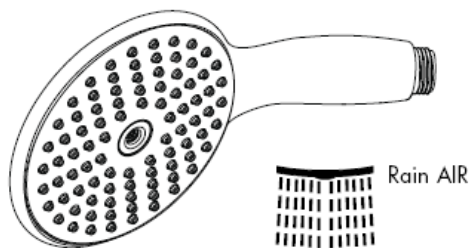
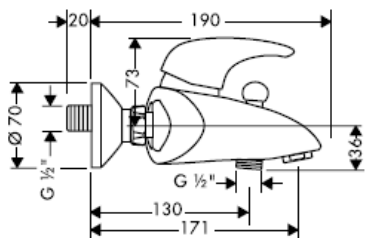
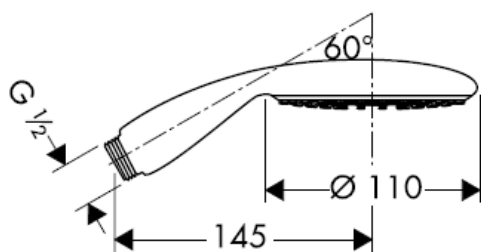


Raindance E 100 AIR 1jet / Porter'D Set
27573000

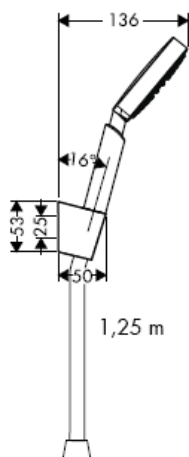
Raindance Talis E Combi
27072000



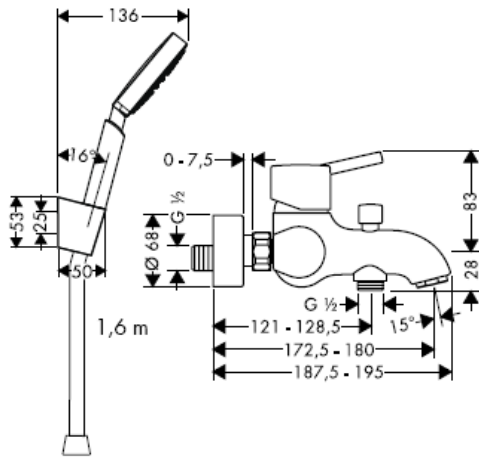
Raindance E 100 AIR 1jet
28508XXX



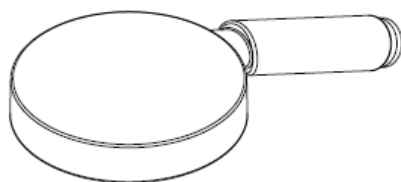
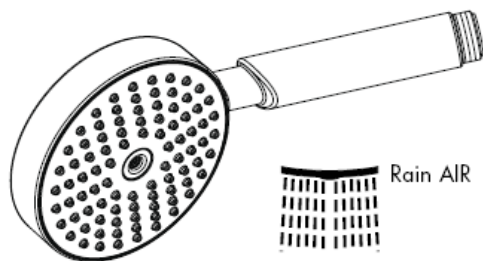
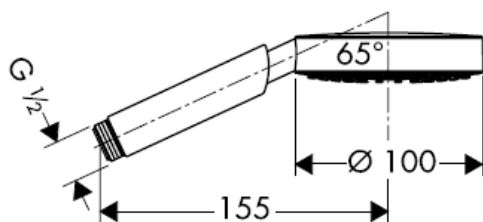
Raindance S 100 AIR 1jet / Porter'S Set
27580000



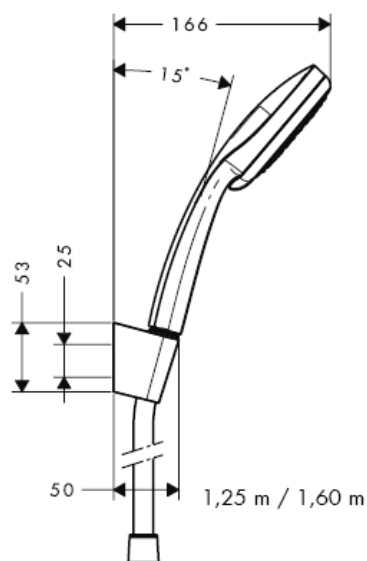
Raindance S 100 AIR 1jet / Porter'S Set
27581000




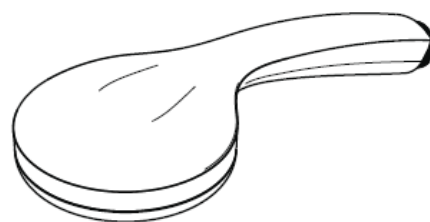
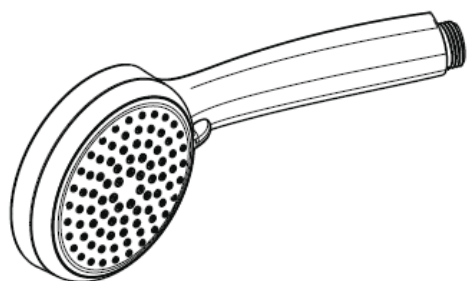
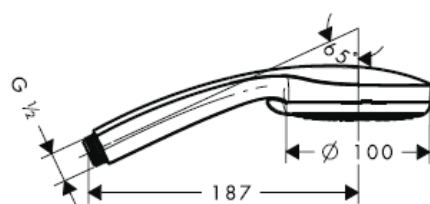
Raindance S 100 AIR 1jet
28509XXX



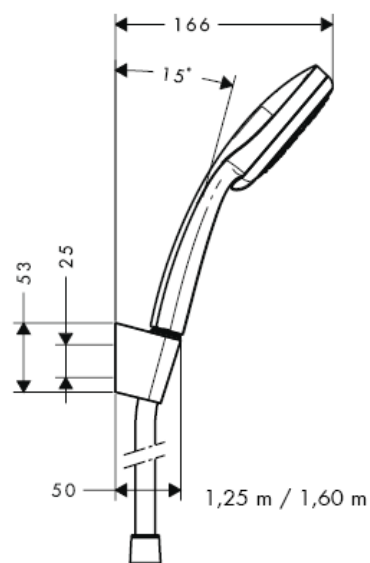
Croma 100 Vario / Porter'S Set
27592000 / 27594000



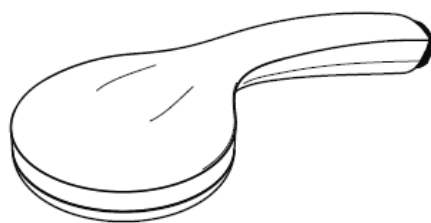
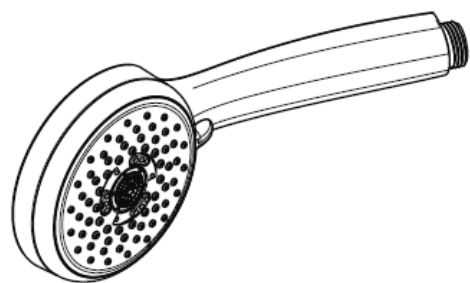
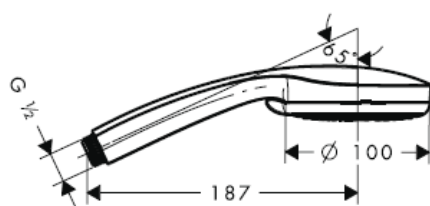
Croma 100 Vario
28535000



Croma 100 Multi / Porter'S Set
27593000 / 27595000



Croma 100 Multi
28536000



Rain

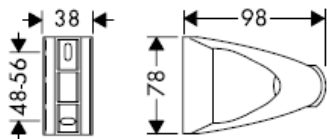


Massage

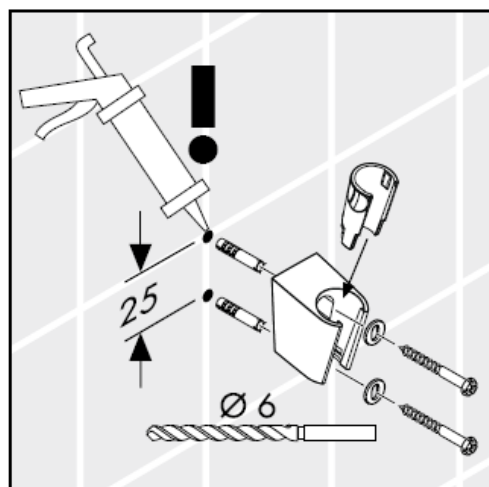
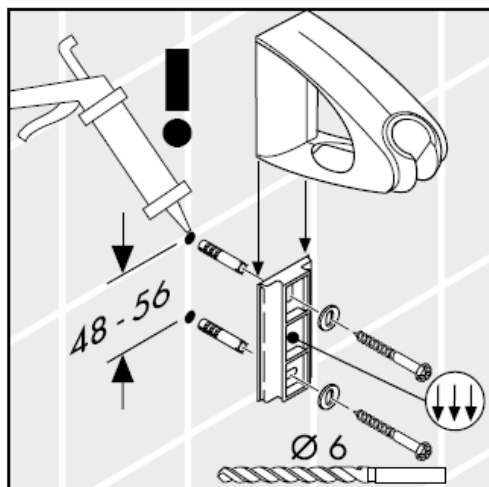
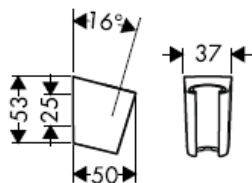


Mono

Porter'D
27526XXX



Porter'S
28331000



Önemli! Silikon (asetik asit içermeyen)

Müteahhit, ürünü monteleyeceği yer, yani montaj plakasının monte edileceği duvar alanının tümü düz (herhangi bir eklem yerinin ya da duvar fayansının çıkıntısıyla) engellenmemiş, yapısı ürünü montelemeye uygun bir şekilde ve herhangi zayıf noktası olamamasını sağlamalıdır.
Kaplı vidalar ve çubuklar sadece beton için uygundur. Başka duvar yapıları için, imalatçının çubuk imal edenin belirttiği hususlar dikkate alınmalıdır.

Teknik bilgiler

İşletme basıncı: max. 0,6 MPa
Tavsiye edilen işletme basıncı: 0,1 – 0,4 MPa
(1 MPa = 10 bar = 147 PSI)
Sıcak su sıcaklığı: max. 60° C

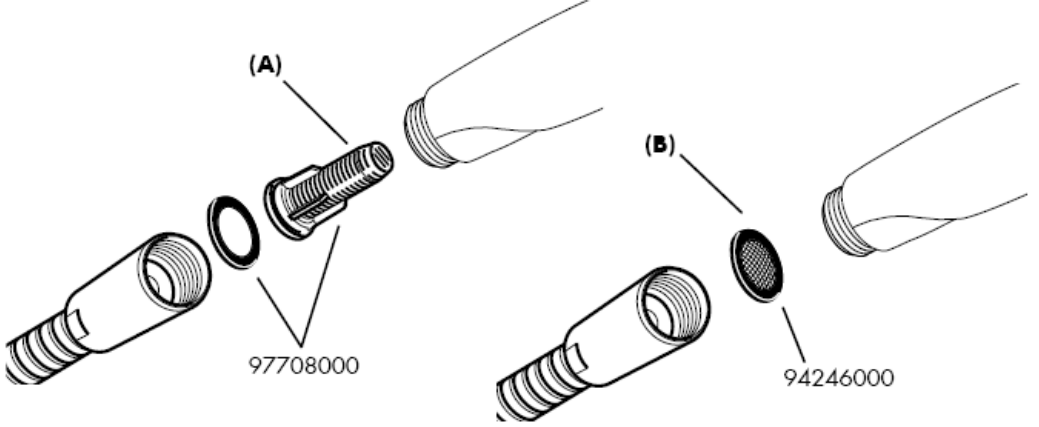
El duşu, 21 kW güçten ve 7 l/dk minimum debiden itibaren şofbenlerle kullanım için uygundur.

Kontrol işareti

	DVGW	P-IX	SVGW	ACS	NF	WRAS	KIWA
27573000				X			
27581000				X			
27592000				X			
27593000				X			
27594000				X			
27595000				X			

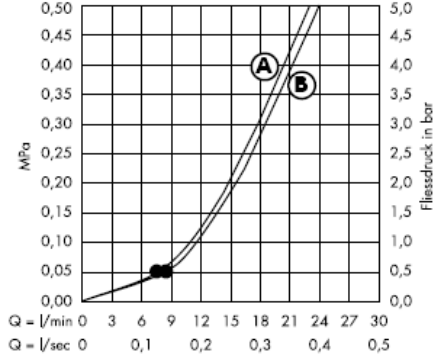
Montajı

El duşunun norm debisini sağlamak ve şebekeden kir gelmesini önlemek için, ekteki filtre adaptörü (A) takılmalıdır. Daha büyük bir su debisi istenirse, filtre adaptörünün (A) yerine bir süzgeç contası (B) takılmalıdır. Şebekeden gelen kirlere çalışmayı etkileyebilir ve/veya el duşundaki fonksiyon parçalarının zarar görmesine neden olabilir; bu nedenle oluşan hasarlar için Hansgrohe hiçbir sorumluluk üstlenmez.



Raindance E / S 100 AIR 1jet

Filtre adaptörlü (A)

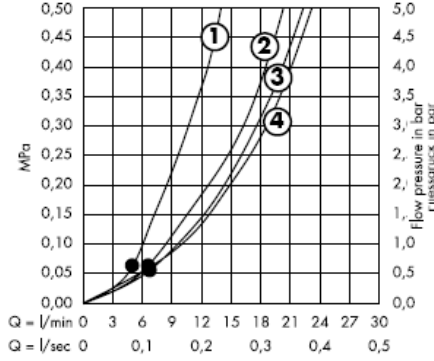


Süzgeç contalı (B)

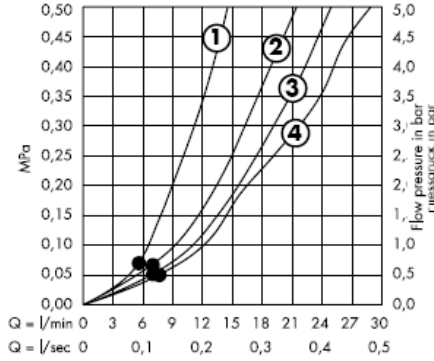
•den itibaren fonksiyon garanti edilmiştir.

Croma 100 Vario

Filtre adaptörlü (A)



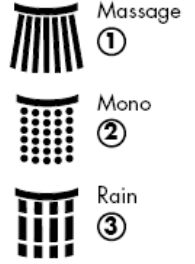
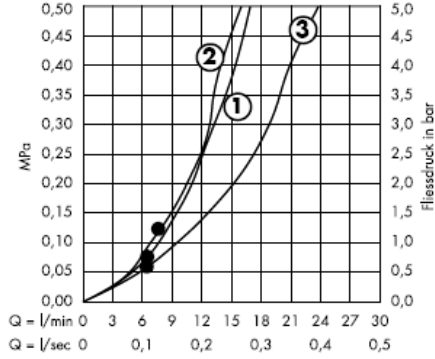
Süzgeç contalı (B)



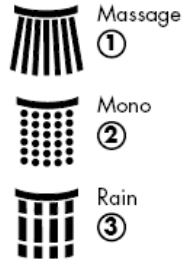
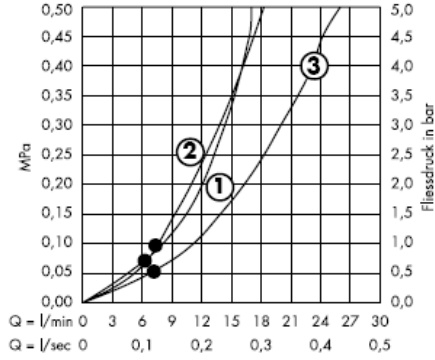
*den itibaren fonksiyon garanti edilmiştir.

Croma 100 Multi

Filtre adaptörlü (A)

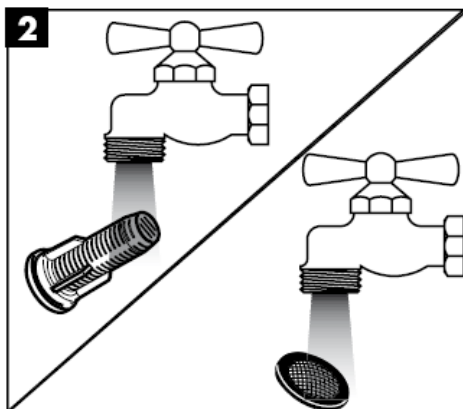
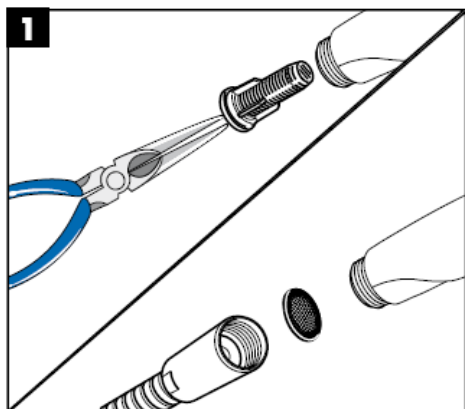
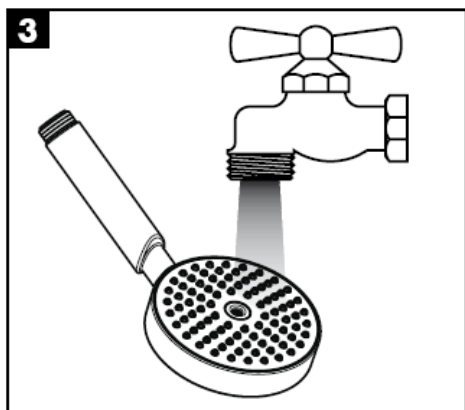
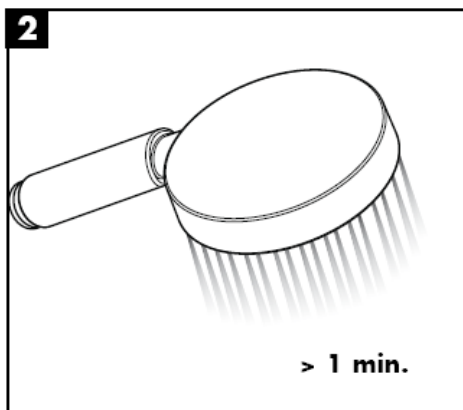
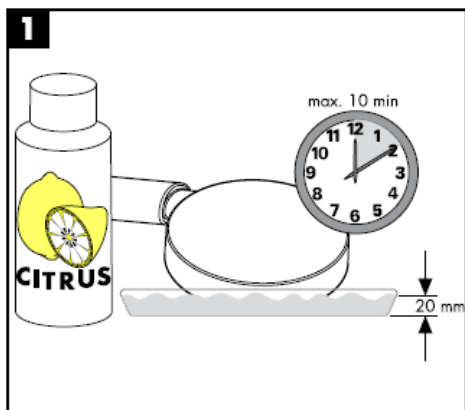


Süzgeç contalı (B)



*den itibaren fonksiyon garanti edilmiştir.

Temizleme



Temizleme

QuickClean, üründe bulunan bir temizleme fonksiyonudur. Basit bir ovuşturma ile sprey modüllerdeki kireci çözer.

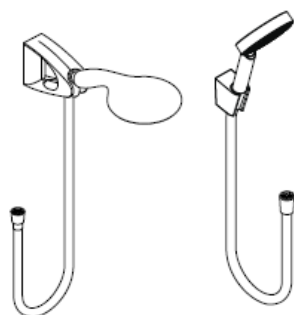


hansgrohe

Hansgrohe · Postfach 1145 · D-77761 Schiltach · Telefon +49 (0) 78 36/51-1282 · Telefax +49 (0) 7836/511440
E-Mail: info@hansgrohe.com · Internet: www.hansgrohe.com

11/2008
9.07/400.04
Türkçe

Instrucțiuni de montare



Raindance S 100
AIR 1jet / Porter'S Set

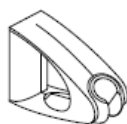
27580000
27581000

Raindance E 100
AIR 1jet/Porter'D Set

27572000
27573000



Porter'S
28331000



Porter'D
27526XXX



Raindance
Talis E Combi
27072000



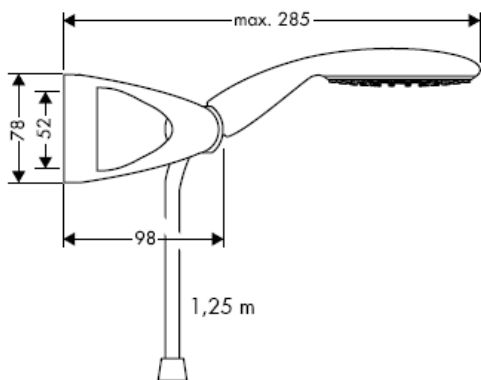
Raindance
Talis S Combi
27074000



Croma 100
Vario / Multi / Porter'S Set
27592000
27593000
27594000
27595000

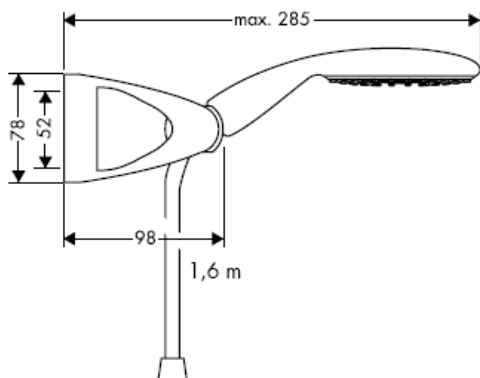
hansgrohe

Raindance E 100 AIR 1jet / Porter'D Set
27572000

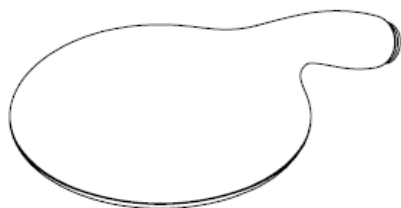
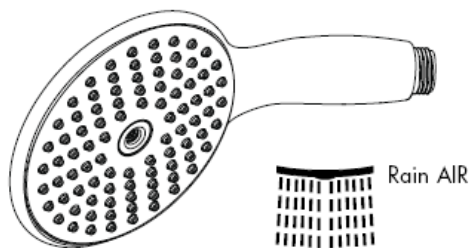
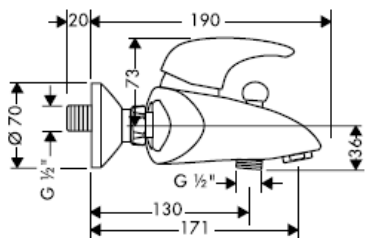
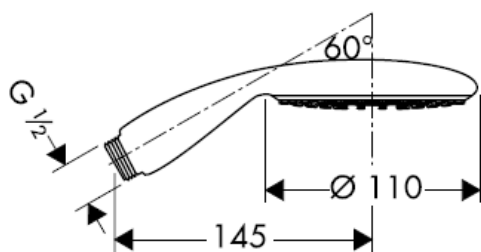


Raindance E 100 AIR 1jet / Porter'D Set
27573000

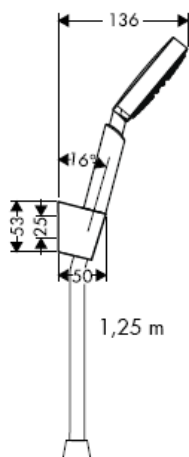
Raindance Talis E Combi
27072000



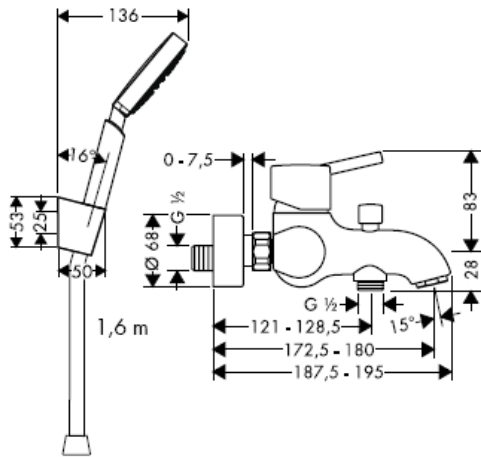
Raindance E 100 AIR 1jet
28508XXX



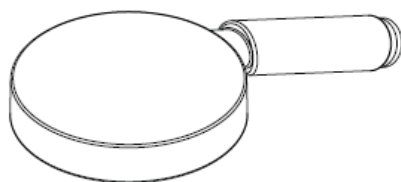
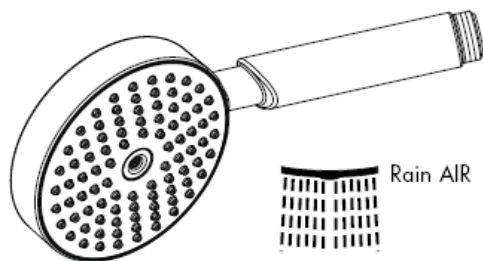
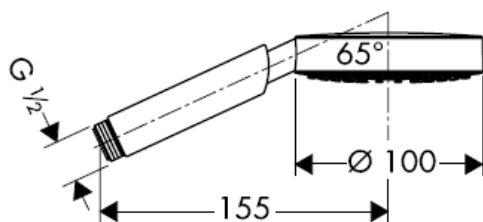
Raindance S 100 AIR 1jet / Porter'S Set
27580000



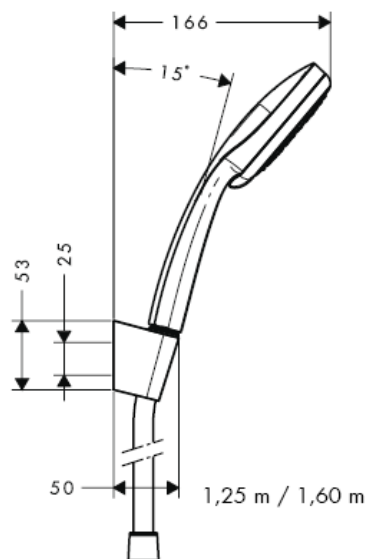
Raindance S 100 AIR 1jet / Porter'S Set
27581000




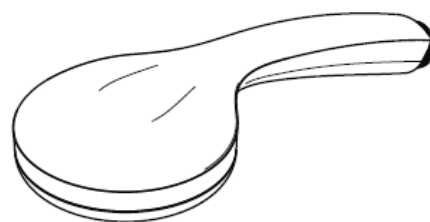
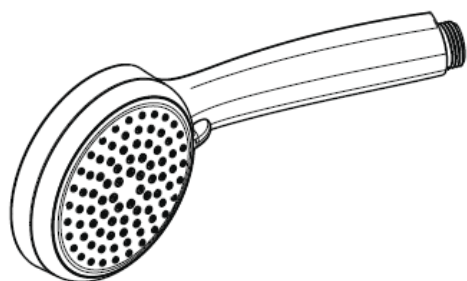
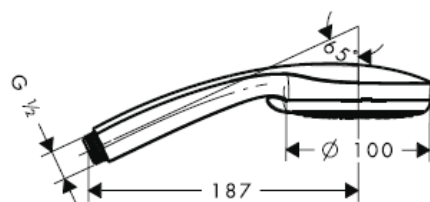
Raindance S 100 AIR 1jet
28509XXX



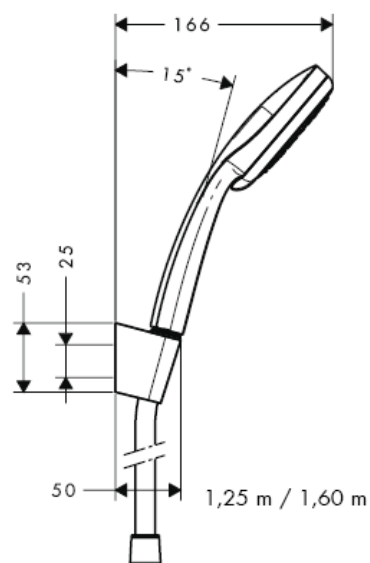
Croma 100 Vario / Porter'S Set
27592000 / 27594000



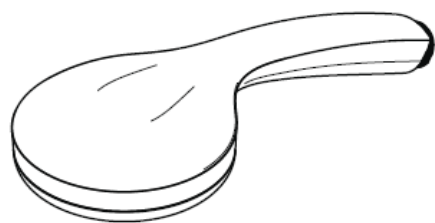
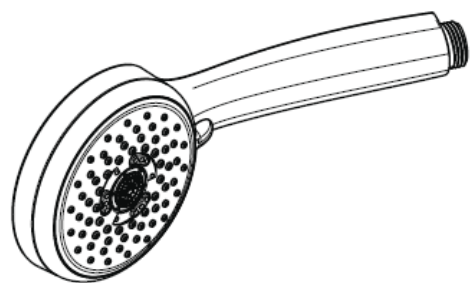
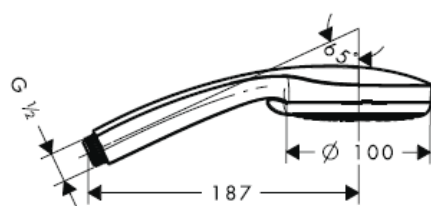
Croma 100 Vario
28535000



Croma 100 Multi / Porter'S Set
27593000 / 27595000



Croma 100 Multi
28536000



Rain

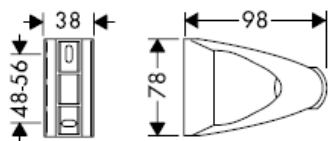


Massage

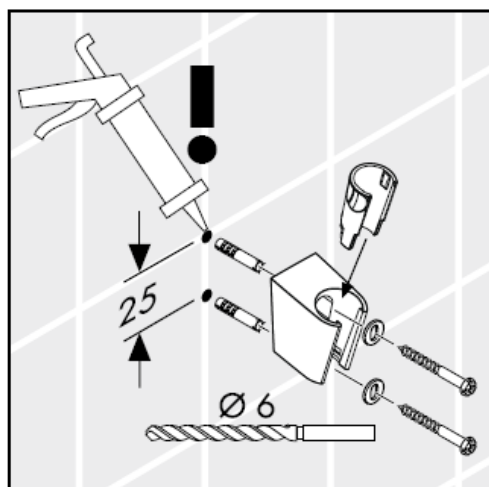
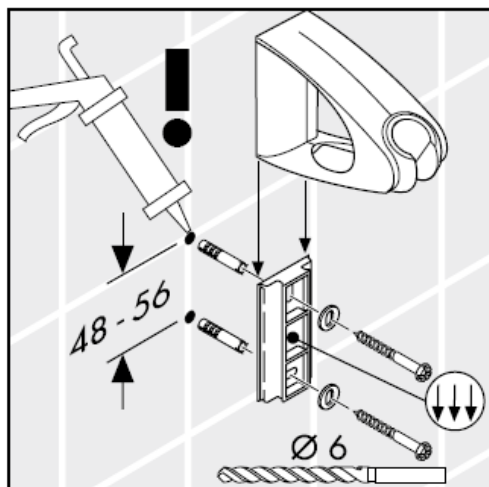
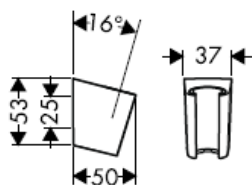


Mono

Porter'D
27526XXX



Porter'S
28331000



Atenție! Silicon (fără acid acetic!)

La montarea produsului de către un personal calificat trebuie să fiți atenți ca suprafața, unde se fixează produsul să fie plată pe toată suprafața utilizată (să nu existe rosturi sau faianțe proeminente), peretele să fie adecvat pentru montarea produsului și să nu există zone de rezistență redusă.

Șuruburile și diblurile livrate sunt potrivite pentru ziduri de beton. La alte tipuri de zid respectați instrucțiunile producătorului diblului utilizat.

Date tehnice

Presiune de funcționare: max. 0,6 MPa
Presiune de funcționare recomandată: 0,1 – 0,4 MPa
(1 MPa = 10 bar = 147 PSI)
Temperatura apei calde: max. 60° C

Dușul de mână poate fi utilizat cu boiler instant de o putere de peste 21 kW și un debit de min. 7 l/min.

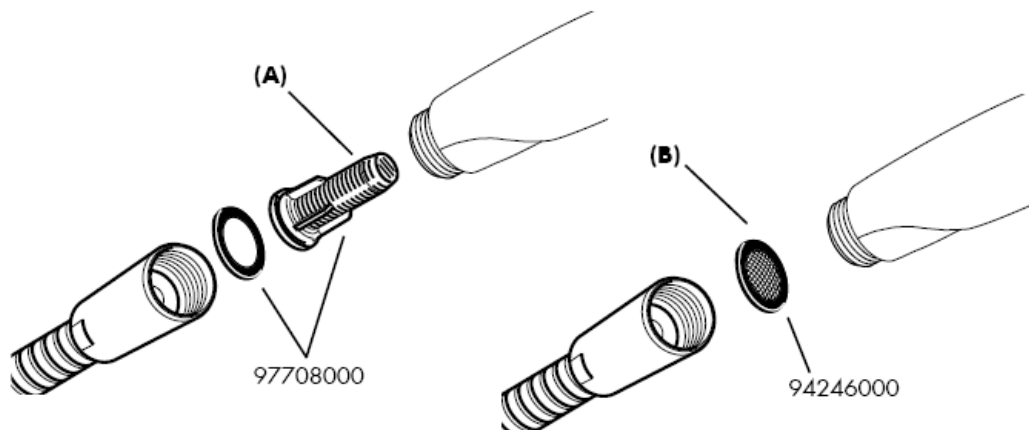
Certificat de testare

	DVGW	P-IX	SVGW	ACS	NF	WRAS	KIWA
27573000				X			
27581000				X			
27592000				X			
27593000				X			
27594000				X			
27595000				X			

Montare

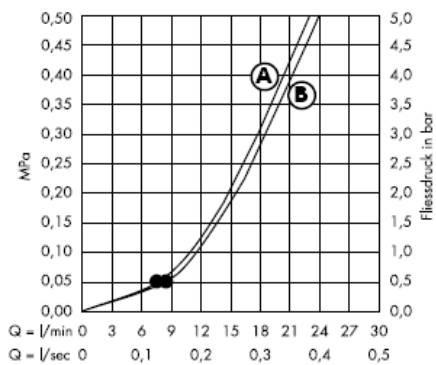
Montați garnitura de filtru (A) livrată cu aparatul pentru asigurarea funcționării corespunzătoare a dușului de mână și pentru evitarea pătrunderii impurităților din rețeaua de apă. Dacă doriți un debit mai mare de apă, montați garnitura sită (B) în locul garniturii de filtru (A).

Impuritățile pătrunse pot influența funcționarea dușului de mână și/sau deteriora componentele acestuia, garanția nu acoperă daunele provocate din această cauză.



Raindance E / S 100 AIR 1jet

Cu garnitură de filtru (A)

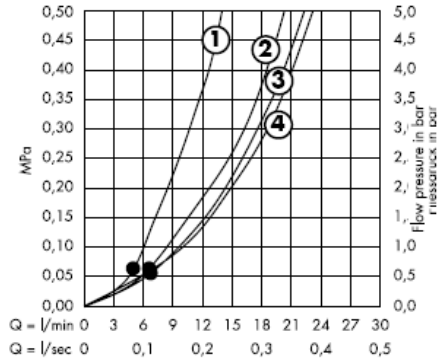


Cu garnitură de filtru (B)

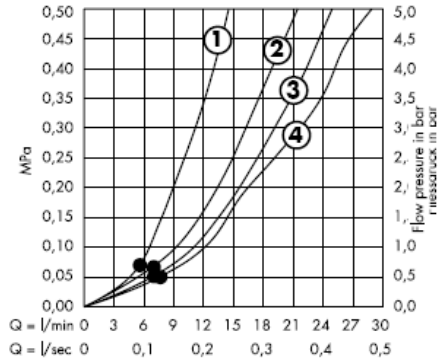
Începând de la • funcționarea este garantată.

Croma 100 Vario

Cu garnitură de filtru (A)



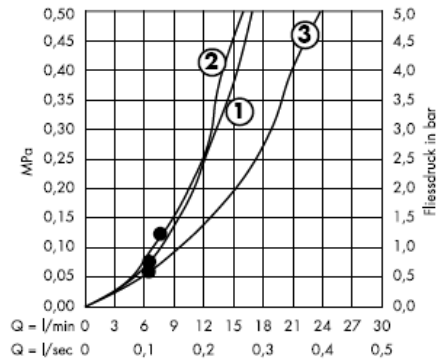
Cu garnitură de filtru (B)



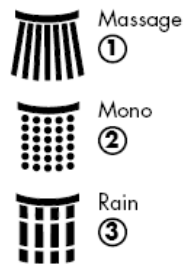
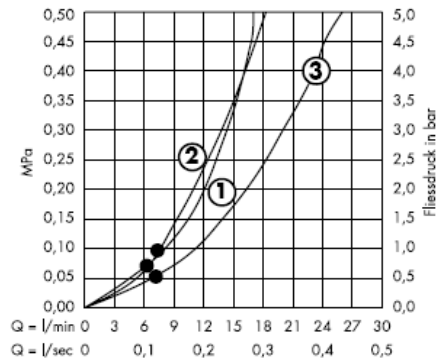
Începând de la • funcționarea este garantată.

Croma 100 Multi

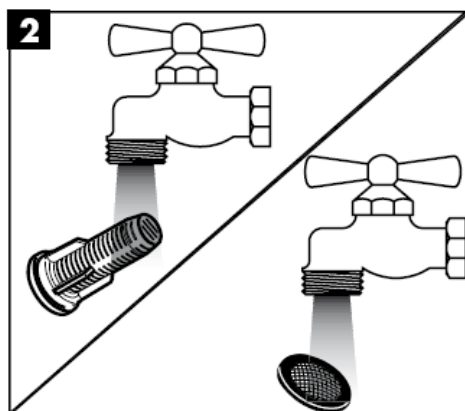
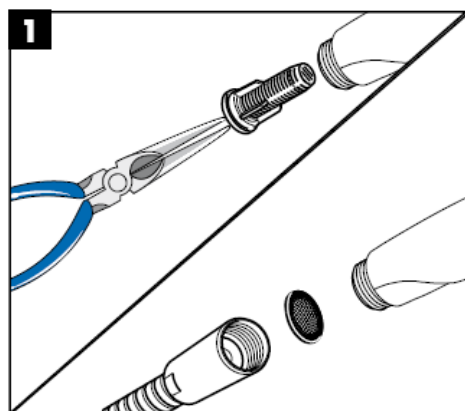
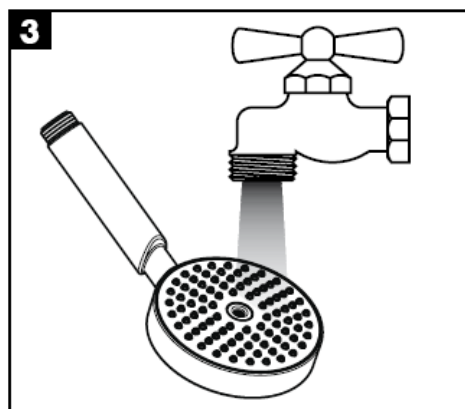

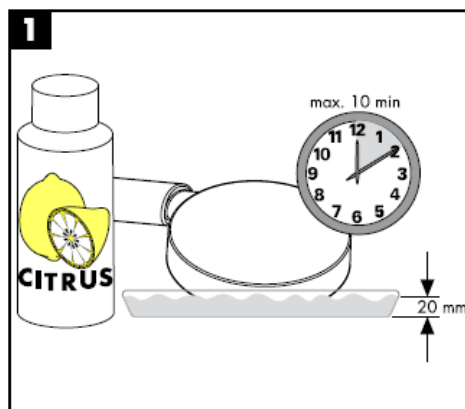
Cu garnitură de filtru (A)



Cu garnitură de filtru (B)



Începând de la • funcționarea este garantată.



Curățare

Cu ajutorul sistemului QuickClean puteți să îndepărtați depunerile de calcar de pe diferitele duze de jet de apă prin frecare.

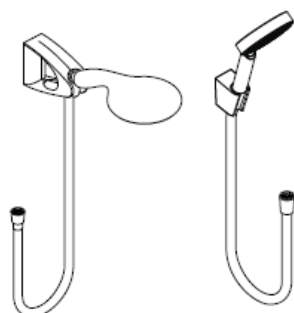


hansgrohe

Hansgrohe · Postfach 1145 · D-77761 Schiltach · Telefon +49 (0) 78 36/51-1282 · Telefax +49 (0) 7836/511440
E-Mail: info@hansgrohe.com · Internet: www.hansgrohe.com

11/2008
9.07400.04
România

Οδηγία συναρμολόγησης



Raindance E 100
AIR 1jet/Porter'D Set
27572000
27573000

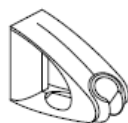


Raindance
Talis E Combi
27072000

Raindance S 100
AIR 1jet / Porter'S Set
27580000
27581000



Porter'S
28331000



Porter'D
27526XXX



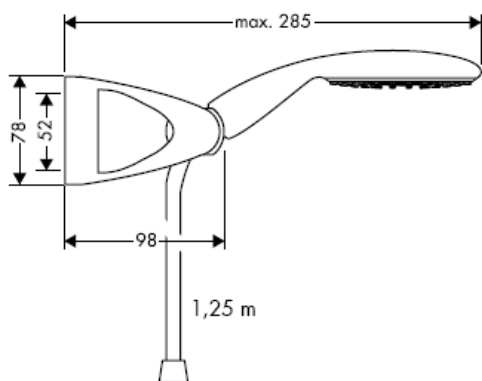
Raindance
Talis S Combi
27074000



Croma 100
Vario / Multi / Porter'S Set
27592000
27593000
27594000
27595000

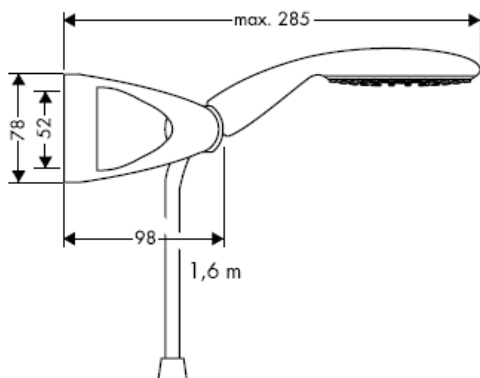
hansgrohe

Raindance E 100 AIR 1jet / Porter'D Set
27572000

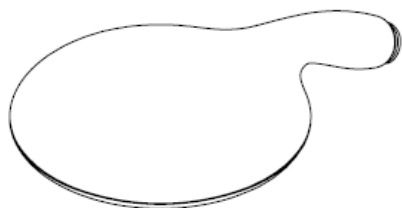
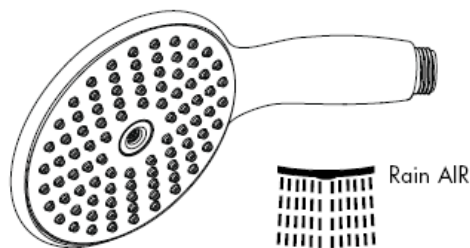
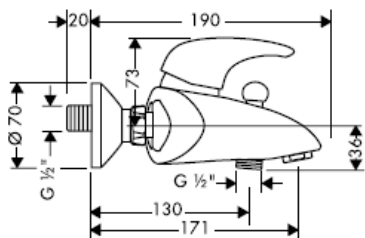
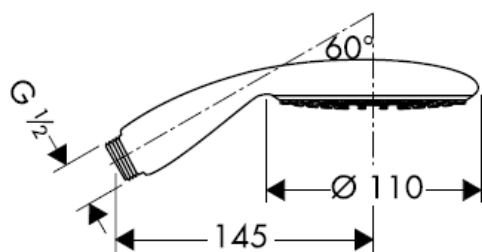


Raindance E 100 AIR 1jet / Porter'D Set
27573000

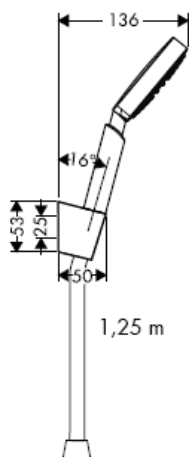
Raindance Talis E Combi
27072000



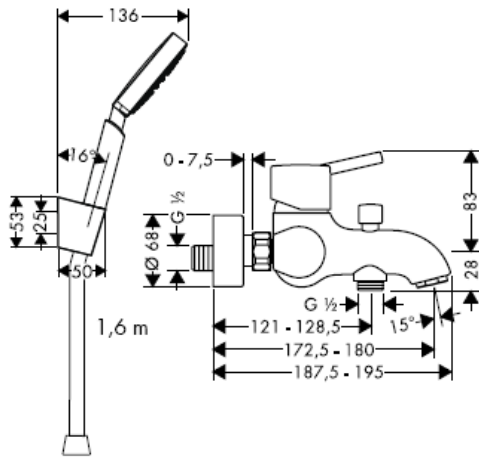
Raindance E 100 AIR 1jet
28508XXX



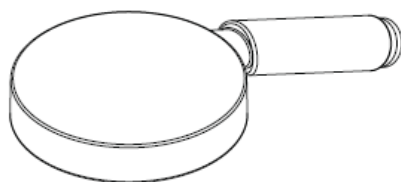
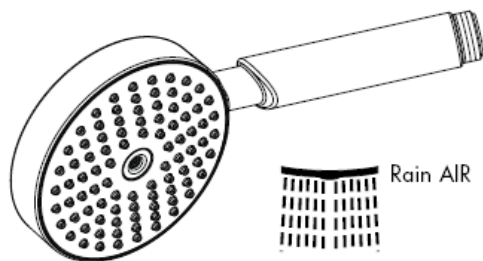
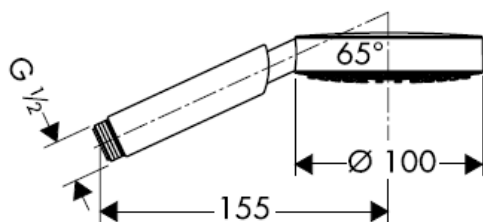
Raindance S 100 AIR 1jet / Porter'S Set
27580000



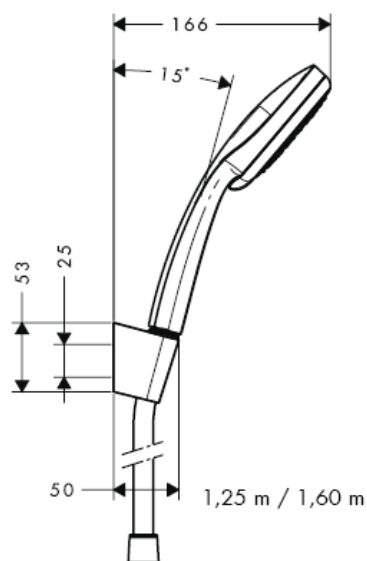
Raindance S 100 AIR 1jet / Porter'S Set
27581000



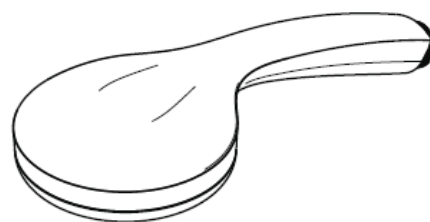
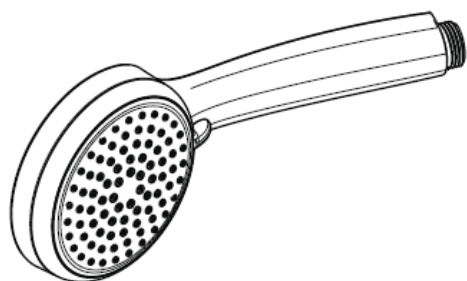
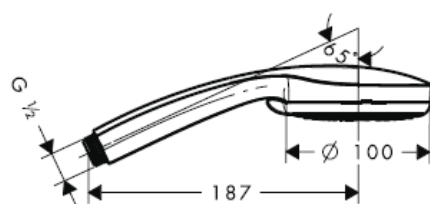
Raindance S 100 AIR 1jet
28509XXX



Croma 100 Vario / Porter'S Set
27592000 / 27594000



Croma 100 Vario
28535000



Normal



Shampoo

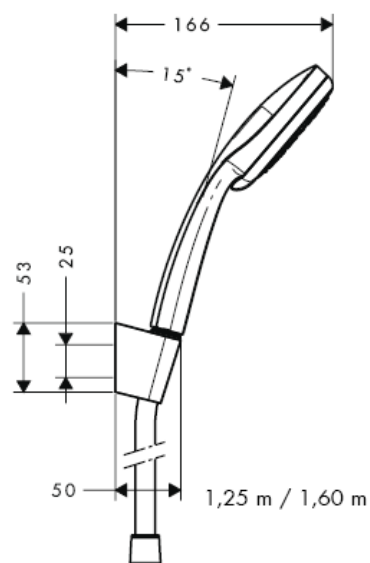


Rain

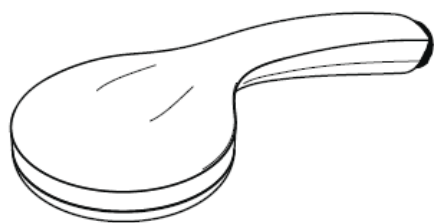
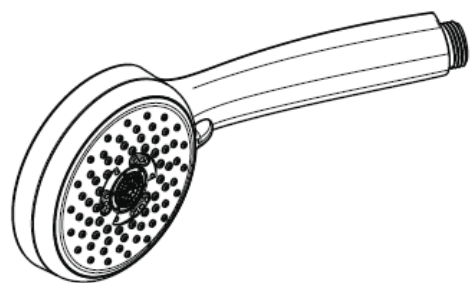
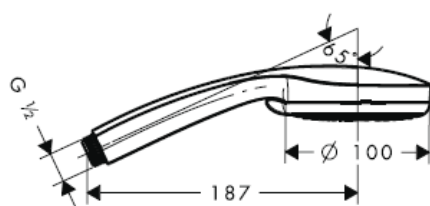


Massage

Croma 100 Multi / Porter'S Set
27593000 / 27595000



Croma 100 Multi
28536000



Rain

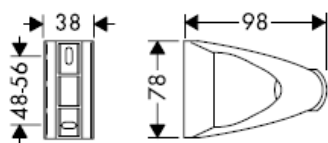


Massage

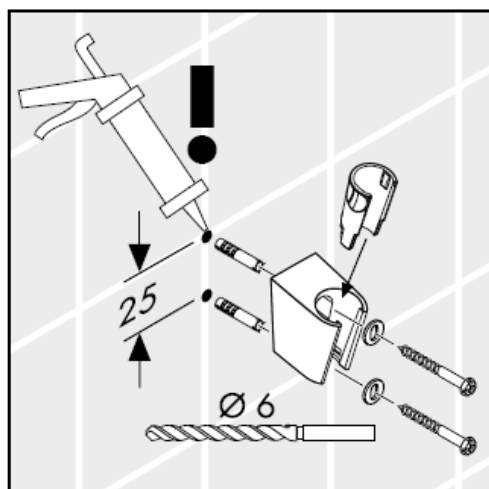
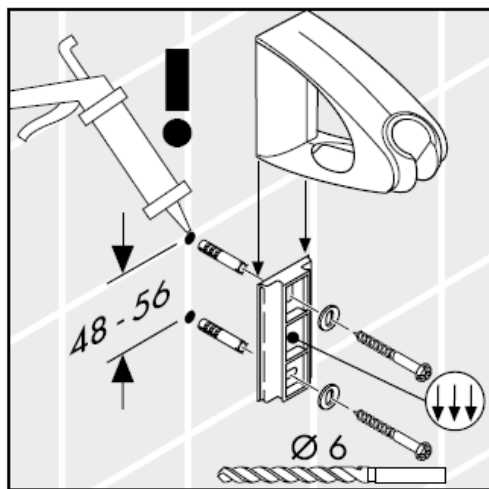
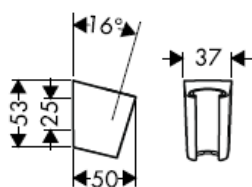


Mono

Porter'D
27526XXX



Porter'S
28331000



Προσοχή! Σιλικόνη (δίχως οξικό οξύ!)

Κατά τη συναρμολόγηση του προϊόντος από καθαρισμένο και εξειδικευμένο προσωπικό θα πρέπει να δοθεί προσοχή, ώστε η επιφάνεια στερέωσης στη συνολική περιοχή στερέωσης να είναι επίπεδη (να μην υπάρχουν προεξέχοντες αρμοί ή λιθογόμωση πλακιδίων), ώστε η κατασκευή του τοίχου να είναι κατάλληλη για τη συναρμολόγηση του προϊόντος και ώστε η επιφάνεια να μην παρουσιάζει αδύναμα σημεία.

Οι συνημμένες βίδες και οι στυλίσκοι ενδείκνυται μόνο για σκυρόδεμα. Σε άλλες επίτοιχες κατασκευές θα πρέπει να δοθεί προσοχή στα δεδομένα του Κατασκευαστή των στυλίσκων.

Τεχνικά Χαρακτηριστικά

Λειτουργία πίεσης: max. 0,6 MPa
Συνιστώμενη λειτουργία πίεσης: 0,1 – 0,4 MPa
(1 MPa = 10 bar = 147 PSI)
Θερμοκρασία ζεστού νερού: max. 60° C

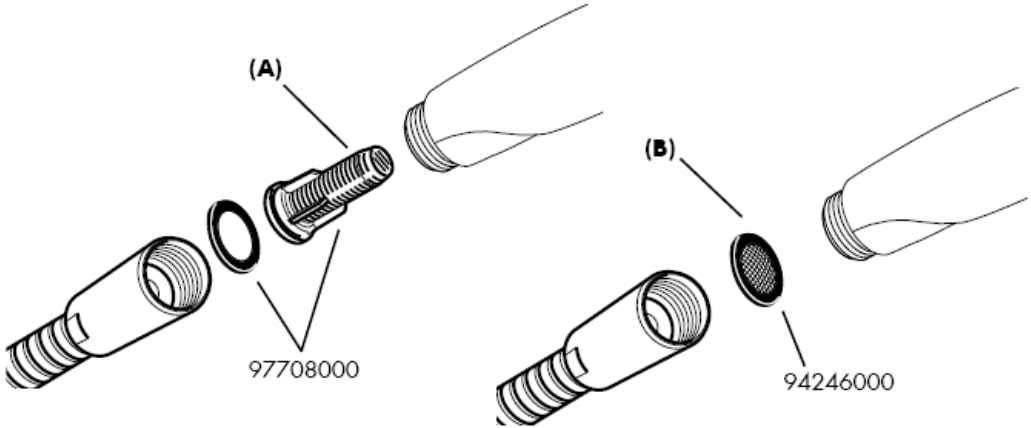
Ο καταιονιστήρας χειρός είναι κατάλληλος για χρήση με ταχυθερμοσίφωνες, από μία απόδοση 21 kW και μία ελάχιστη ροή των 7L/min και άνω.

Σήμα ελέγχου

	DVGW	P-IX	SVGW	ACS	NF	WRAS	KIWA
27573000				X			
27581000				X			
27592000				X			
27593000				X			
27594000				X			
27595000				X			

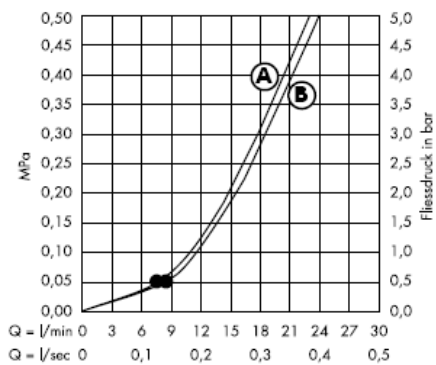
Συναρμολόγηση

Η συνοδευτική προσθήκη φίλτρου (A) πρέπει να εγκατασταθεί, προκειμένου να διασφαλίσει την κανονική ροή του καταιονιστήρα χειρός και να αποτρέψει την είσοδο ρύπων από το δίκτυο ύδρευσης. Εάν είναι επιθυμητή μία μεγαλύτερη ροή νερού, θα πρέπει, στη θέση της προσθήκης φίλτρου (A) να τοποθετηθεί το στεγανοποιητικό παρέμβυσμα (B). Η είσοδος ρύπων μπορεί να επηρεάσει δυσμενώς τη λειτουργία ή/και να προκαλέσει βλάβες στα λειτουργικά σημεία του καταιονιστήρα χειρός, για τις οποίες ζημιές δεν αναλαμβάνει καμία ευθύνη η εταιρεία Hansgrohe.



Raindance E / S 100 AIR 1jet

Με προσθήκη φίλτρου (A)

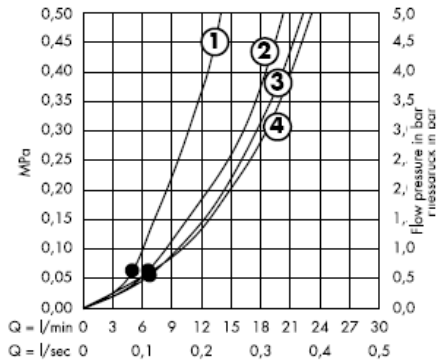


Με στεγανοποιητικό φίλτρο (B)

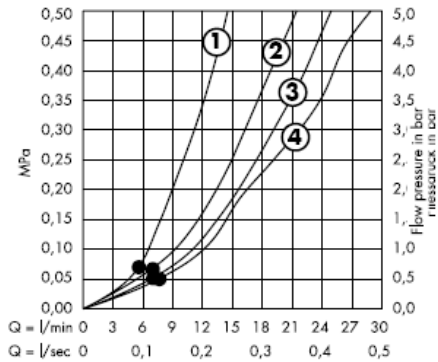
Αυτή η λειτουργία διασφαλίζεται από το σημείο κι έπειτα

Croma 100 Vario

Με προσθήκη φίλτρου (A)



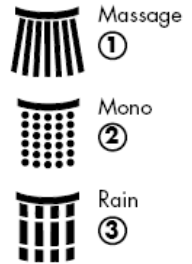
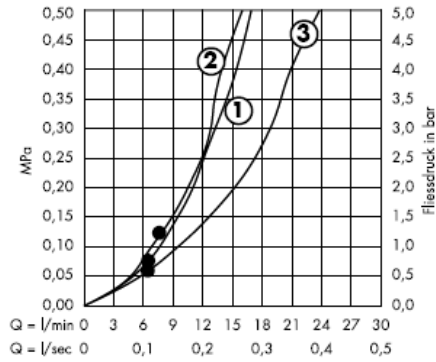
Με στεγανοποιητικό φίλτρο (B)



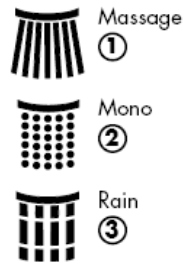
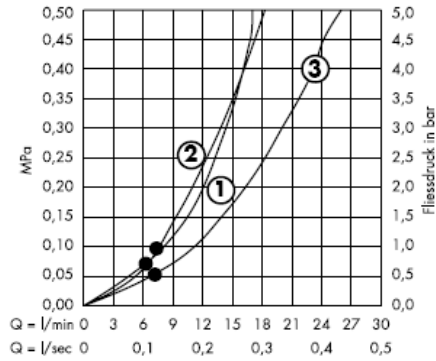
Αυτή η λειτουργία διασφαλίζεται από το σημείο κι έπειτα

Croma 100 Multi

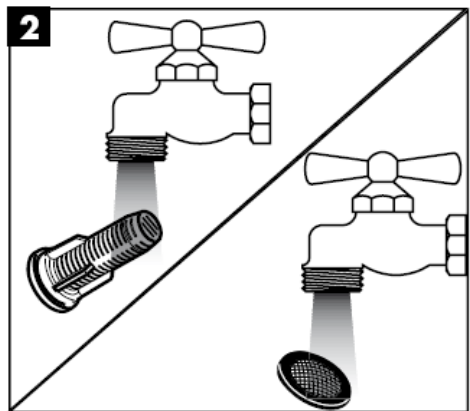
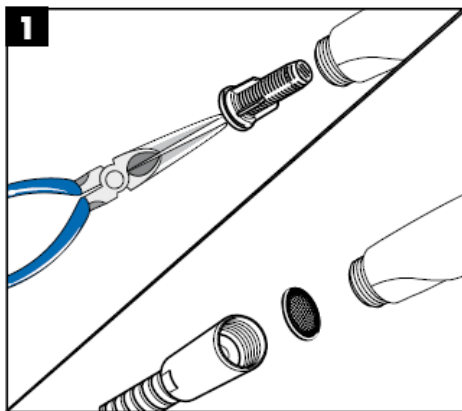
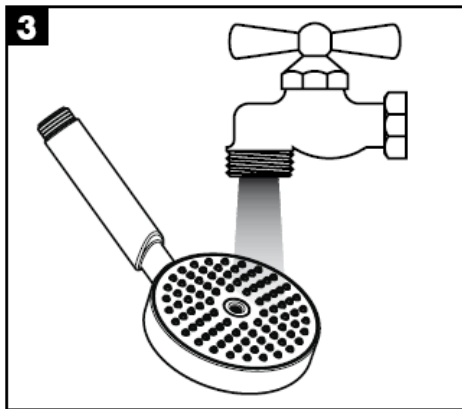
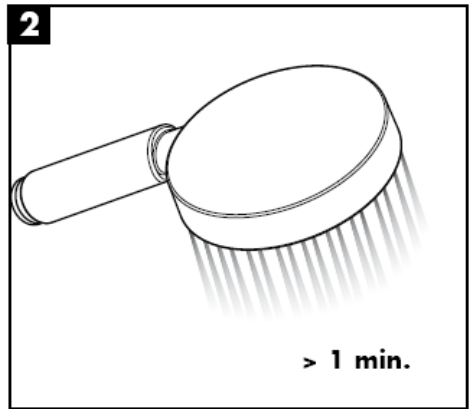
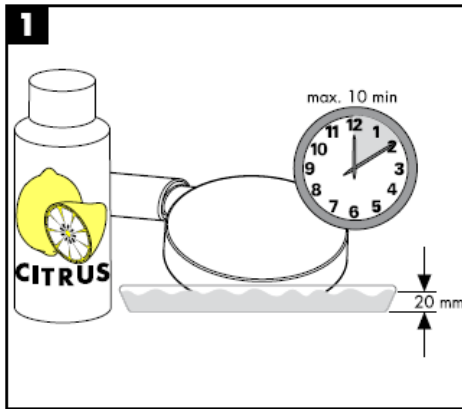
Με προσθήκη φίλτρου (A)



Με στεγανοποιητικό φίλτρο (B)



Αυτή η λειτουργία διασφαλίζεται από το σημείο κι έπειτα



Καθαρισμός

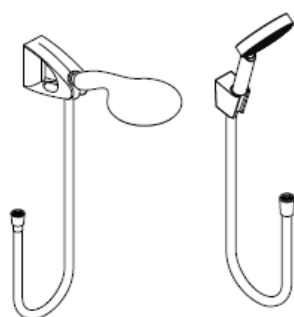
Με QuickClean, τη λειτουργία καθαρισμού με το χέρι, μπορούν να απομακρυνθούν με απλό τρίψιμο τα άλατα από τα κανάλια του καταιονιστήρα.



hansgrohe

Hansgrohe · Postfach 1145 · D-77761 Schiltach · Telefon +49 (0) 78 36/51-1282 · Telefax +49 (0) 7836/511440
E-Mail: info@hansgrohe.com · Internet: www.hansgrohe.com

11/2008
9.07400.04
Ελληνικά



Raindance E 100
AIR 1jet/Porter'D Set
27572000
27573000

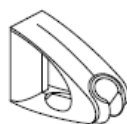


Raindance
Talis E Combi
27072000

Raindance S 100
AIR 1jet / Porter'S Set
27580000
27581000



Porter'S
28331000



Porter'D
27526XXX



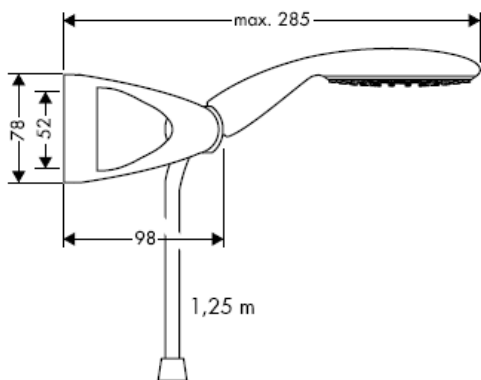
Raindance
Talis S Combi
27074000



Croma 100
Vario / Multi / Porter'S Set
27592000
27593000
27594000
27595000

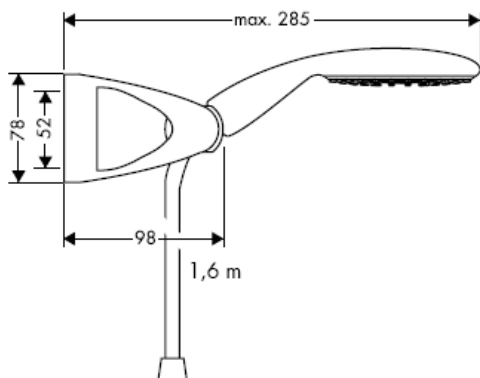
hangrohe

Raindance E 100 AIR 1jet / Porter'D Set
27572000

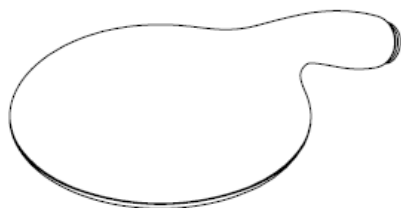
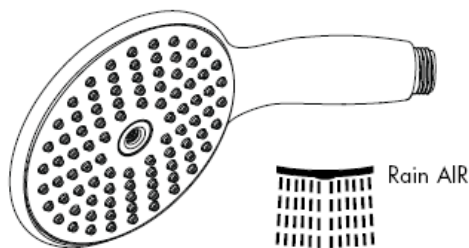
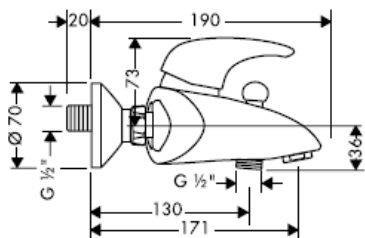
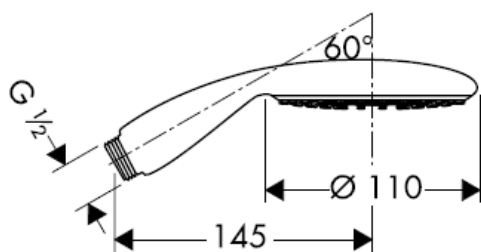


Raindance E 100 AIR 1jet / Porter'D Set
27573000

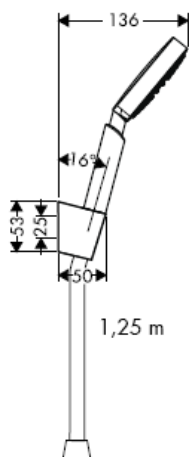
Raindance Talis E Combi
27072000



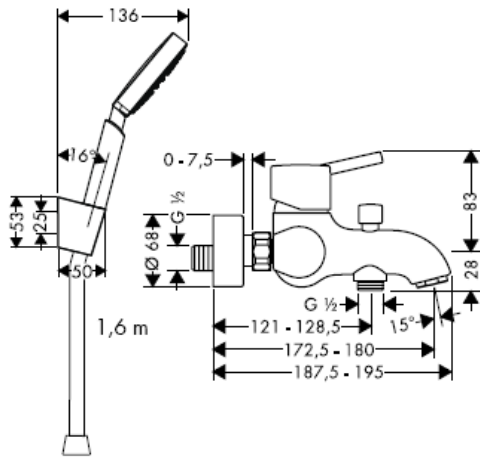
Raindance E 100 AIR 1jet
28508XXX



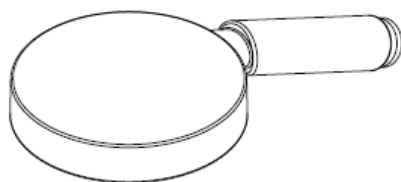
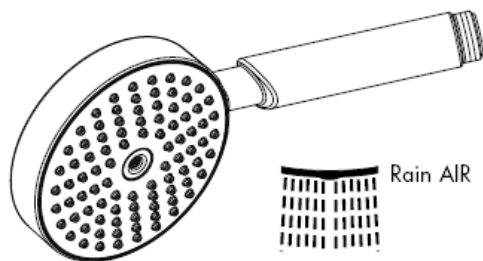
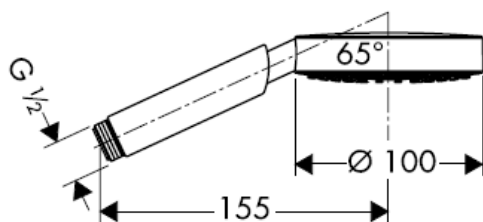
Raindance S 100 AIR 1jet / Porter'S Set
27580000



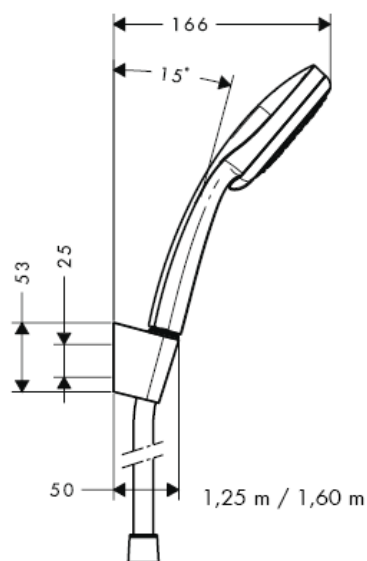
Raindance S 100 AIR 1jet / Porter'S Set
27581000



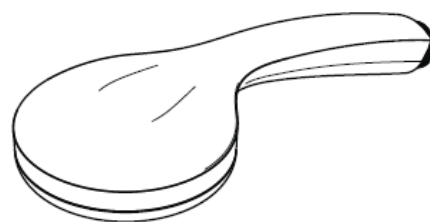
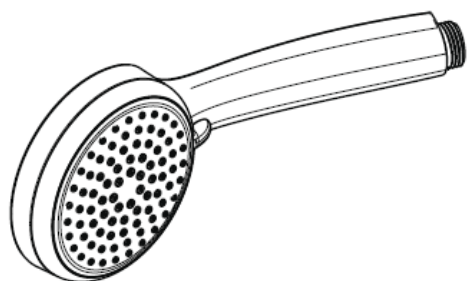
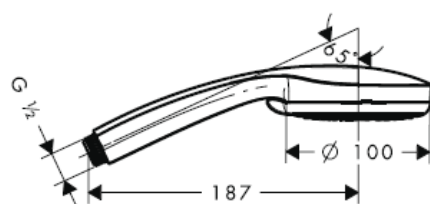
Raindance S 100 AIR 1jet
28509XXX



Croma 100 Vario / Porter'S Set
27592000 / 27594000



Croma 100 Vario
28535000



Normal



Shampoo

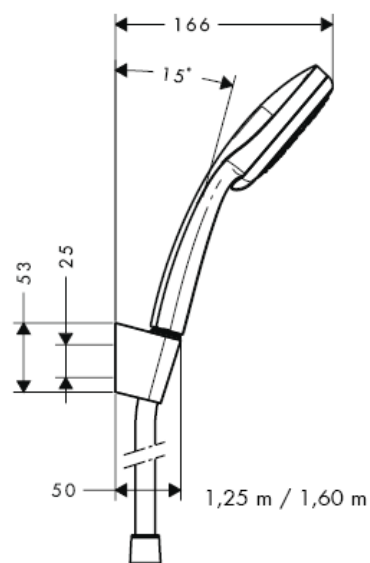


Rain

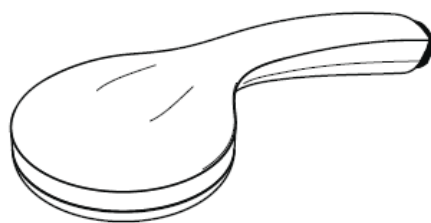
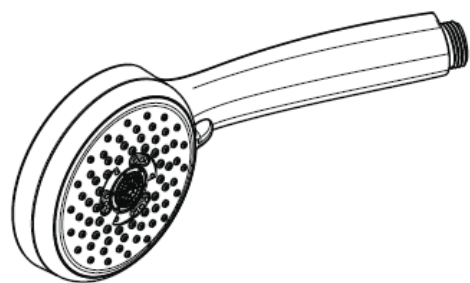
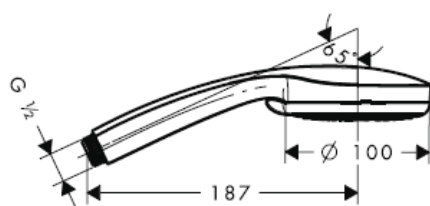


Massage

Croma 100 Multi / Porter'S Set
27593000 / 27595000



Croma 100 Multi
28536000



Rain

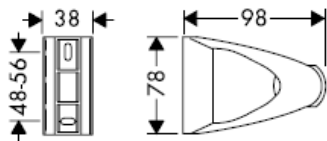


Massage

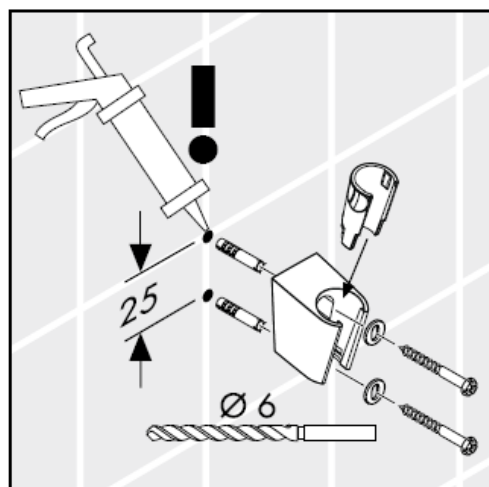
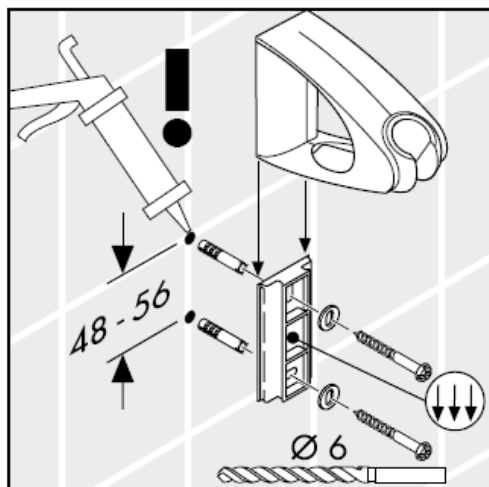
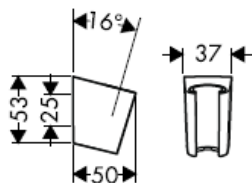


Mono

Porter'D
27526XXX



Porter'S
28331000



تنبيه! سيليكون (خالي من حمض الخليك!)

يجب الانتباه عند تركيب المنتج بواسطة فريق العمل المتخصص الى أن جميع مواضع التثبيت جاهزة للتثبيت دون عوائق (خالية من المفصلات أو الملصقات)، وأن الحائط جاهز لتركيب المنتج مع عدم احتوائه على أية أماكن ضعيفة. مبيبات المسامير (الفيشر) والمسامير نفسها مناسبة للحوائط الخرسانية فقط، ويجب الالتزام بتعليمات الجهة المصنعة لمبيبات المسامير عند التثبيت في أنواع أخرى من الحوائط.

المواصفات الفنية

max. 0,6 MPa

0,1 – 0,4 MPa

max. 60° C

ضغط التشغيل:

ضغط التشغيل الموصى به:

(10 بار = MPa = 147 PSI)

درجة حرارة الماء الساخن:

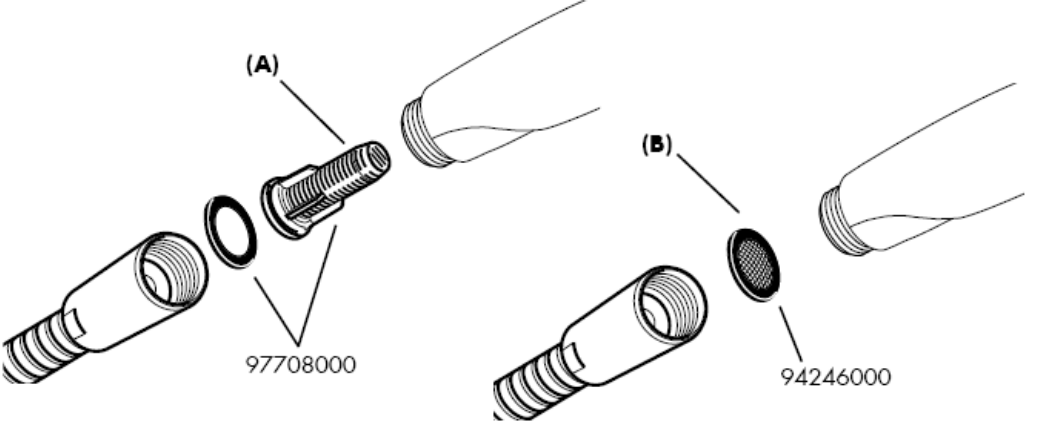
يصلح الدش اليدوي للاستخدام مع سخانات المياه ذات التدفق المستمر التي يبلغ خرج الحرارة منها 21 كيلو وات وحد أدنى من التدفق المار بها يبلغ 7 لتر / الدقيقة.

شهادة اختبار

	DVGW	P-IX	SVGW	ACS	NF	WRAS	KIWA
27573000				X			
27581000				X			
27592000				X			
27593000				X			
27594000				X			
27595000				X			

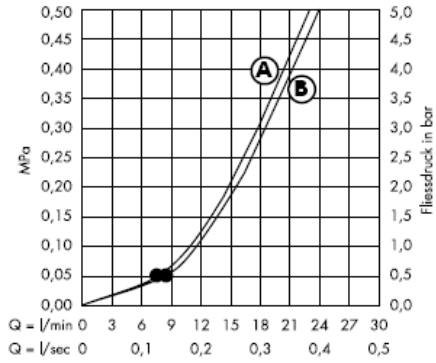
التركيب

يجب استخدام وليجة المرشح (A) لضمان الحصول على معدل التدفق القياسي وحماية الدش اليدوي من الأوساخ التي تحملها شبكة المواسير. هل تريد الحصول على معدل تدفق أعلى؟ إذن يجب أن تستخدم حشية المرشح (B) بدلا من وليجة المرشح (A). حيث تؤدي الأوساخ الواردة إلى حدوث أعطال أو / وقد تتسبب في تلف أجزاء من من الدش اليدوي، ومثل هذه الأعطال تلغي كافة المطالبات الخاصة بالمسؤولية أو الضمان.



Raindance E / S 100 AIR 1jet

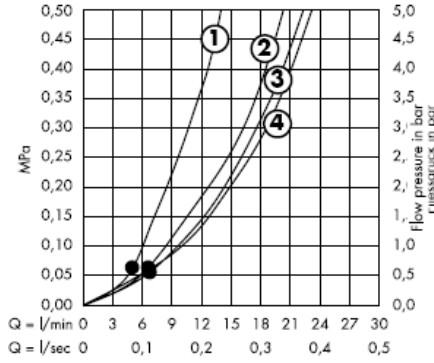
بوليصة المرشح (A)



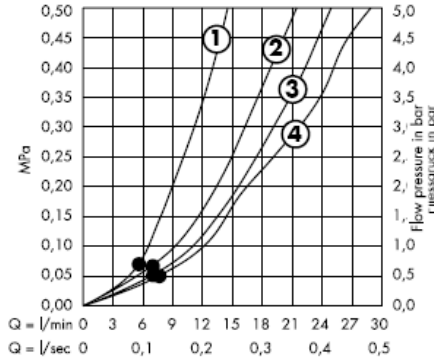
مع أجزاء المرشح (B)

من • الوظيفة مضمونة.

(A) بوليعة المرشح

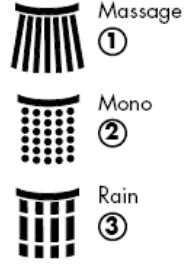
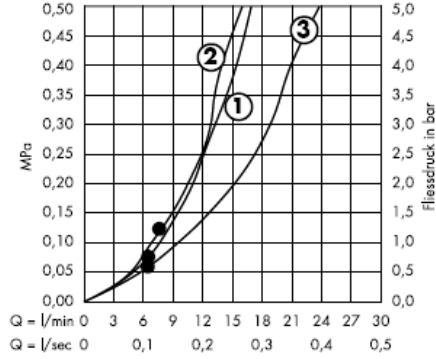


(B) مع أجزاء المرشح

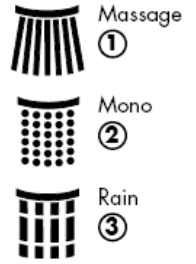
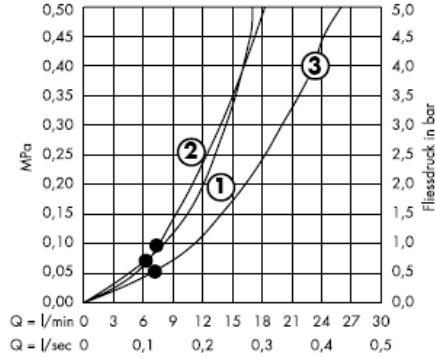


من • الوظيفة مضمونة.

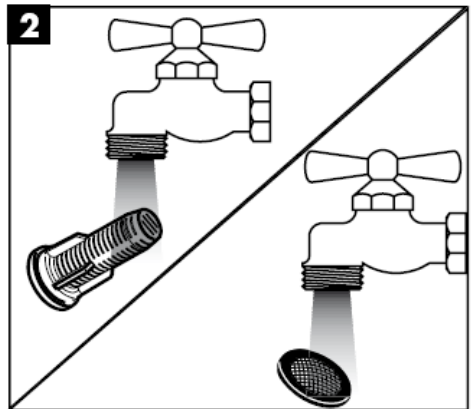
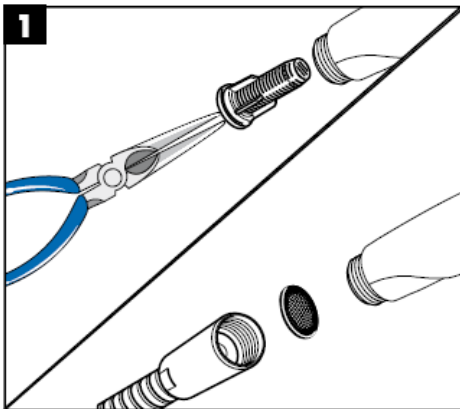
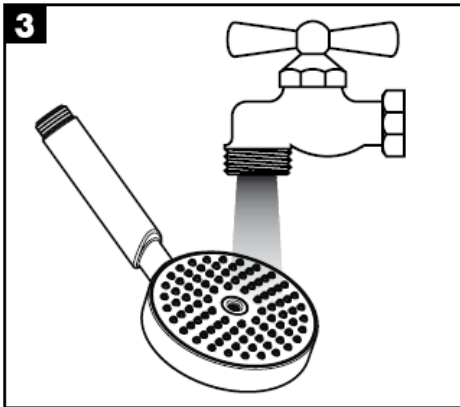
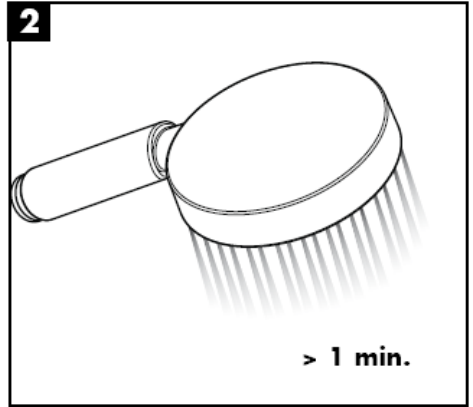
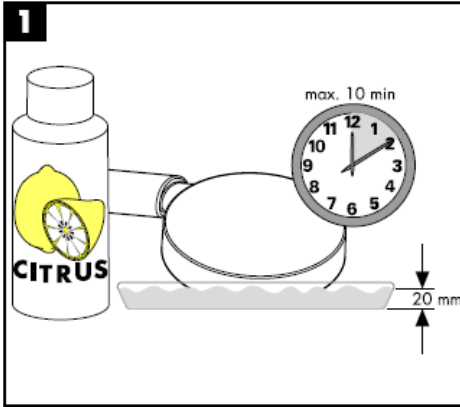
(A) بوليصة المرشح



(B) مع أجزاء المرشح



من • الوظيفة مضمونة.



التنظيف

وباستخدام برنامج التنظيف "QuickClean" الذي يتميز بخاصية التنظيف الآلي، يمكن تنظيف وحدات دفع المياه من الجير عن طريق حكها برفق.

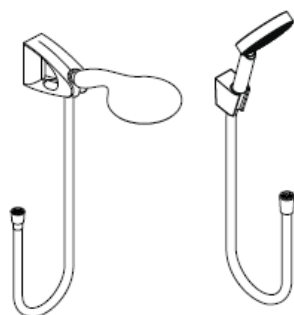


hansgrohe

Hansgrohe · Postfach 1145 · D-77761 Schiltach · Telefon +49 (0) 78 36/51-1282 · Telefax +49 (0) 7836/511440
E-Mail: info@hansgrohe.com · Internet: www.hansgrohe.com

11/2008
9.07400.04
عربي

Navodila za montažo



Raindance S 100
AIR 1jet / Porter'S Set

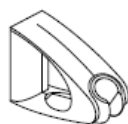
27580000
27581000

Raindance E 100
AIR 1jet/Porter'D Set

27572000
27573000



Porter'S
28331000



Porter'D
27526XXX



Raindance
Talis E Combi
27072000



Raindance
Talis S Combi
27074000

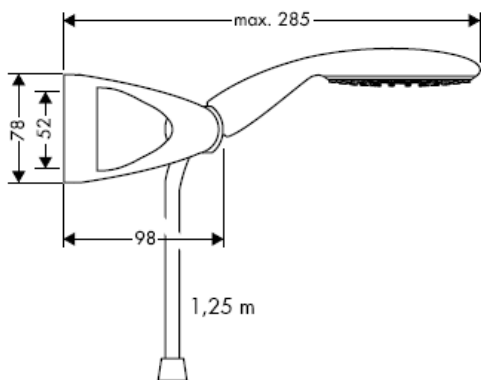


Croma 100
Vario / Multi / Porter'S Set

27592000
27593000
27594000
27595000

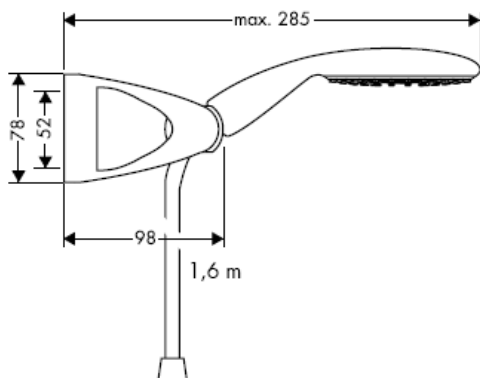
hansgrohe

Raindance E 100 AIR 1jet / Porter'D Set
27572000

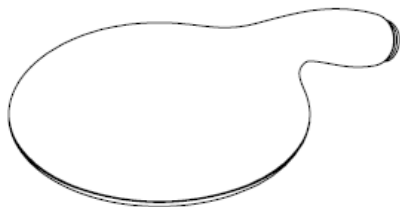
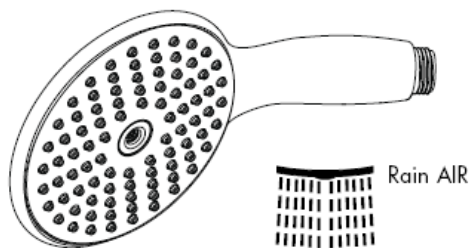
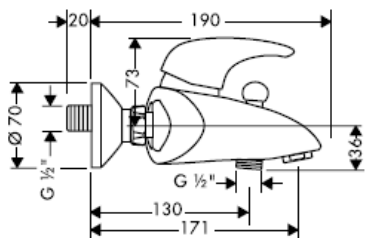
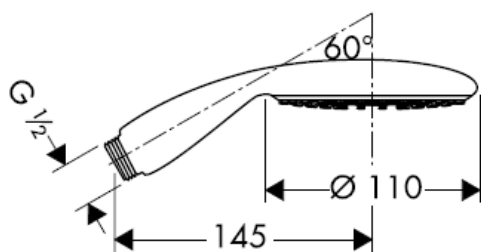


Raindance E 100 AIR 1jet / Porter'D Set
27573000

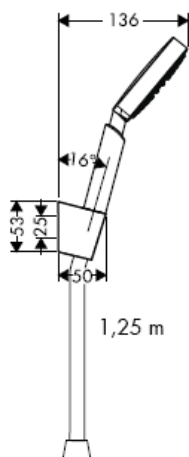
Raindance Talis E Combi
27072000



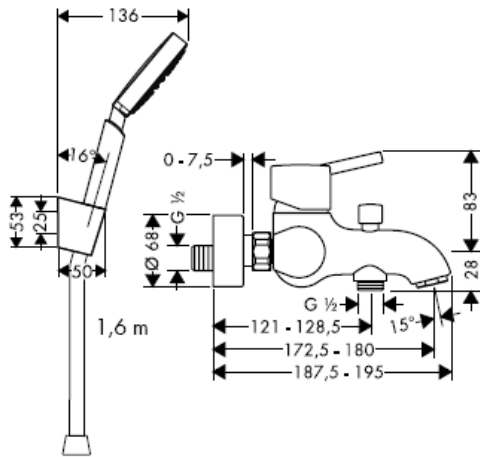
Raindance E 100 AIR 1jet
28508XXX



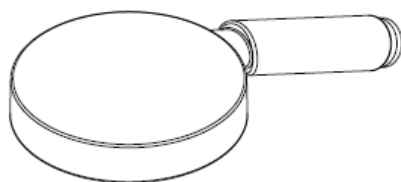
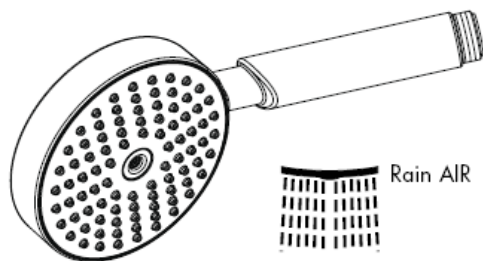
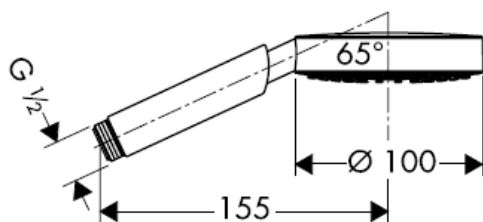
Raindance S 100 AIR 1jet / Porter'S Set
27580000



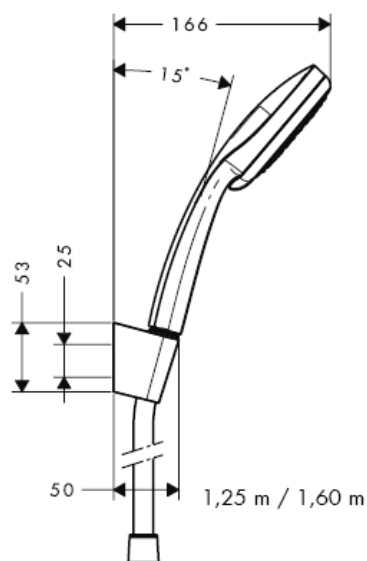
Raindance S 100 AIR 1jet / Porter'S Set
27581000




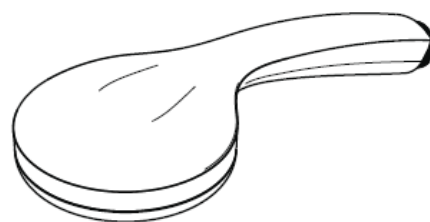
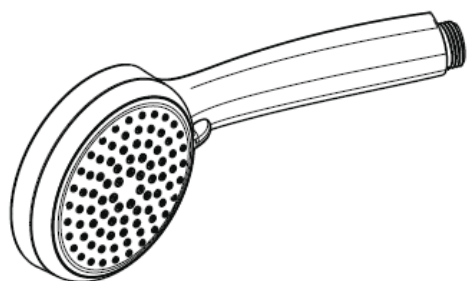
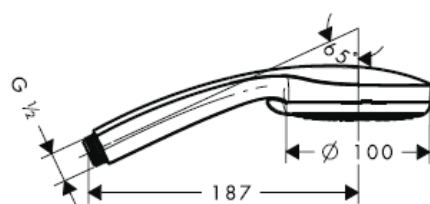
Raindance S 100 AIR 1jet
28509XXX



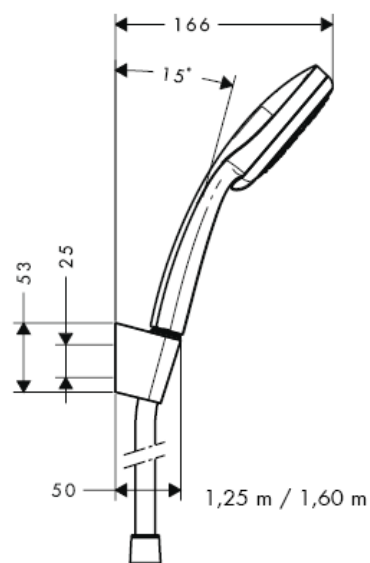
Croma 100 Vario / Porter'S Set
27592000 / 27594000



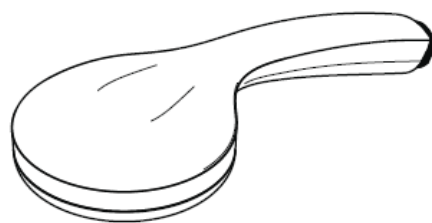
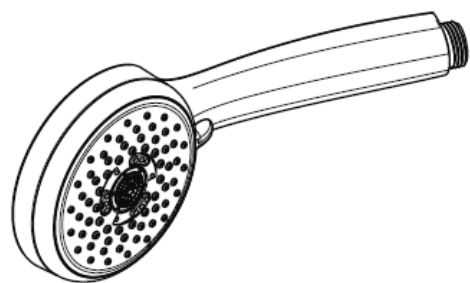
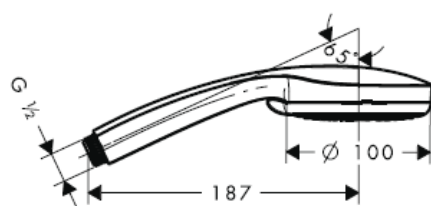
Croma 100 Vario
28535000



Croma 100 Multi / Porter'S Set
27593000 / 27595000



Croma 100 Multi
28536000



Rain

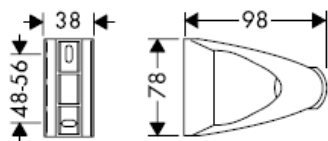


Massage

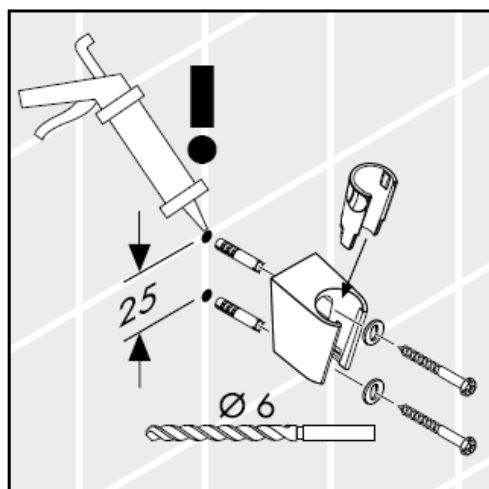
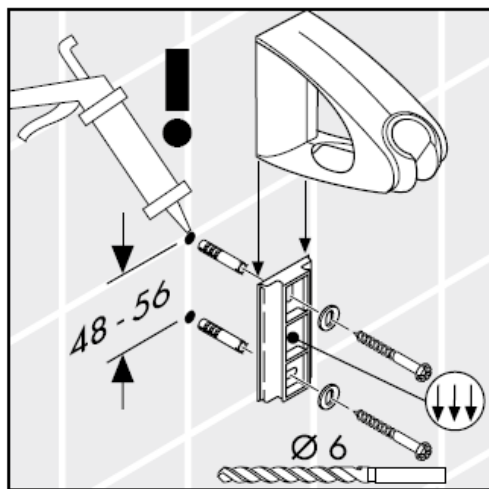
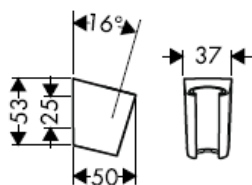


Mono

Porter'D
27526XXX



Porter'S
28331000



Pozor! Silikon (brez očetne kisline)

Kamorkoli bo pogodbenik namestil izdelek, mora poskrbeti, da je celotno območje stene na katero bo plošča nameščena ravno (brez štrlečih fug ali robov ploščic), ter da je struktura stene primerna za namestitev in je brez šibkih točk.

Priloženi vijaki in ležaji so primerni le za beton. Za ostale zidne konstrukcije je potrebno upoštevati proizvajalčeva navodila.

Informations techniques

Delovni tlak: max. 0,6 MPa
Priporočeni delovni tlak: 0,1 – 0,4 MPa
(1 MPa = 10 bar = 147 PSI)
Temperatura tople vode: max. 60° C

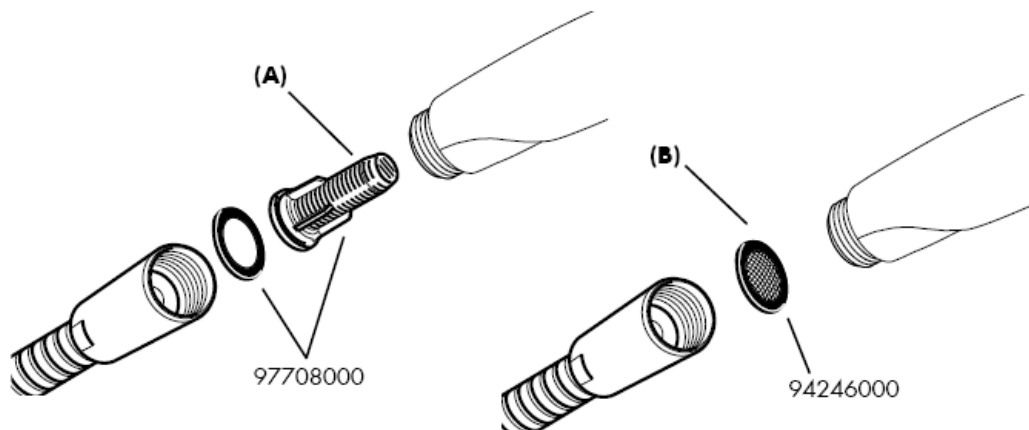
Ročna prha je primerna za uporabo s pretočnimi grelniki zmogljivosti nad 21 kW in minimalnim pretokom 7 l/min.

Preskusni znak

	DVGW	P-IX	SVGW	ACS	NF	WRAS	KIWA
27573000				X			
27581000				X			
27592000				X			
27593000				X			
27594000				X			
27595000				X			

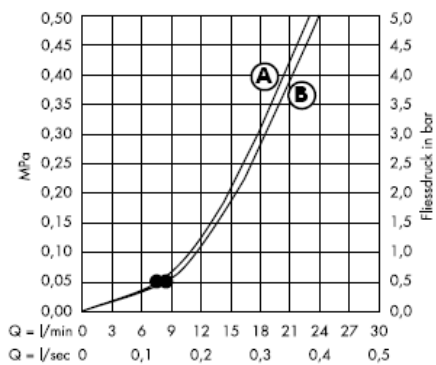
Montaža

Priloženi filtrirni vložek (A) je potrebno vgraditi, da zagotovimo standardni pretok in zaščitimo ročno prho pred umazanijo iz vodovodne napeljave. Če želite večji pretok vode, je namesto filtrirnega vložka (A) potrebno vstaviti filtrirno mrežico (B). Umazanija lahko okvari ali poškoduje dele ročne prhe. Za tako nastalo škodo Hansgrohe ne odgovarja.



Raindance E / S 100 AIR 1jet

S filtrirnim vložkom (A)

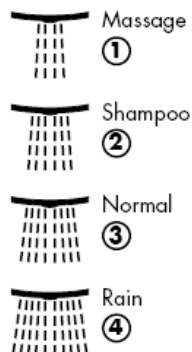
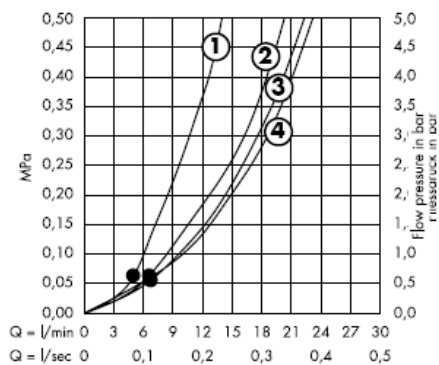


S filtrirno mrežico (B)

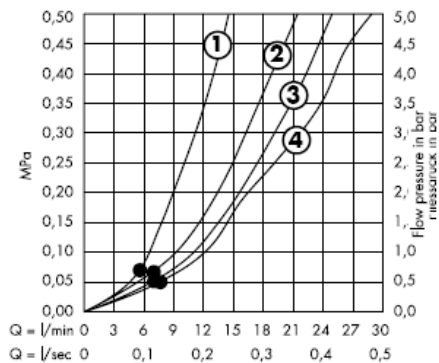
Od • je delovanje zagotovljeno.

Croma 100 Vario

S filtrirnim vložkom (A)



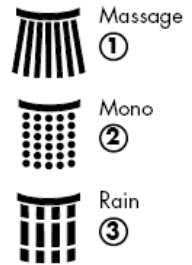
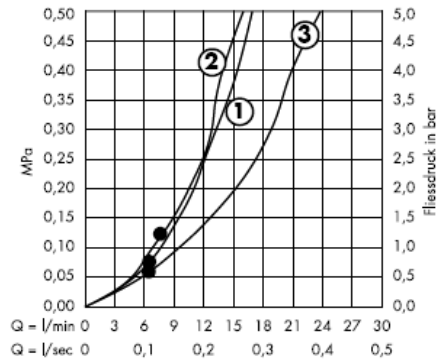
S filtrirno mrežico (B)



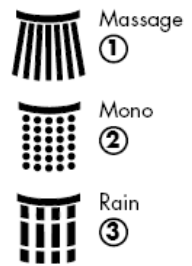
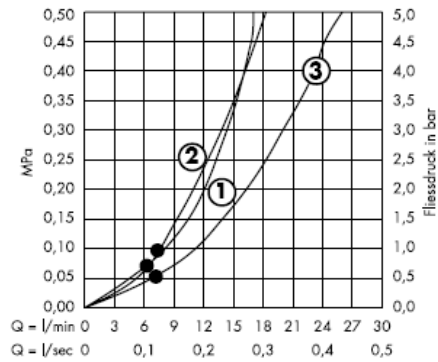
Od • je delovanje zagotovljeno.

Croma 100 Multi

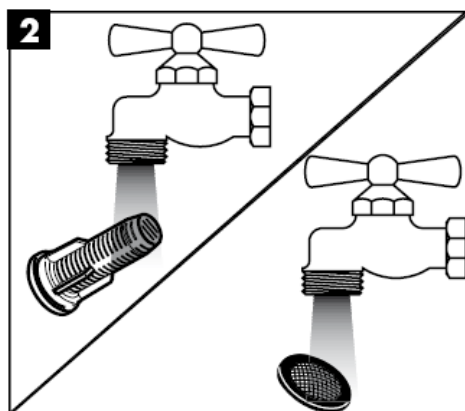
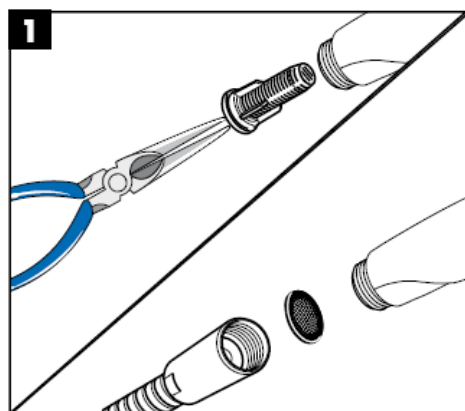
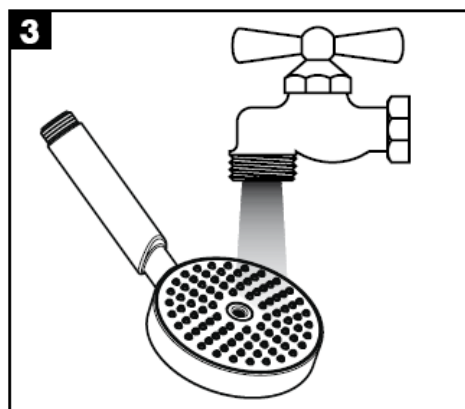

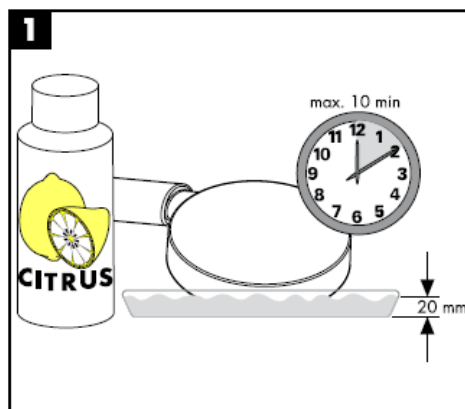
S filtrirnim vložkom (A)



S filtrirno mrežico (B)



Od • je delovanje zagotovljeno.



Čiščenje

Z QuickClean, ročno čistilno funkcijo, lahko s šob očistimo vodni kamen tako, da šobe enostavno podrgnemo.

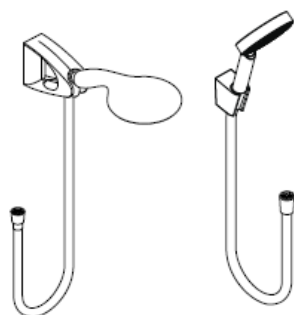


hansgrohe

Hansgrohe · Postfach 1145 · D-77761 Schiltach · Telefon +49 (0) 78 36/51-1282 · Telefax +49 (0) 7836/511440
E-Mail: info@hansgrohe.com · Internet: www.hansgrohe.com

11/2008
9.07400.04
Slovenski

Paigaldusjuhend

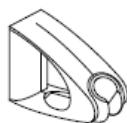


Raindance E 100
AIR 1jet/Porter'D Set
27572000
27573000

Raindance S 100
AIR 1jet / Porter'S Set
27580000
27581000



Porter'S
28331000



Porter'D
27526XXX



Raindance
Talis E Combi
27072000



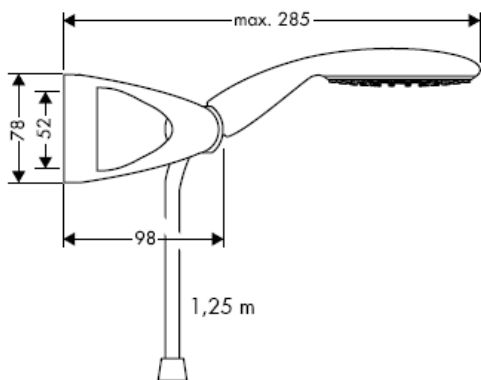
Raindance
Talis S Combi
27074000



Croma 100
Vario / Multi / Porter'S Set
27592000
27593000
27594000
27595000

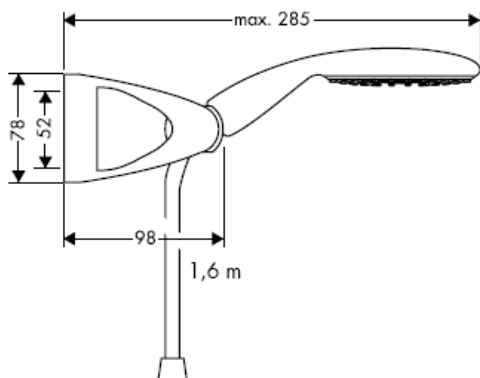
hansgrohe

Raindance E 100 AIR 1jet / Porter'D Set
27572000

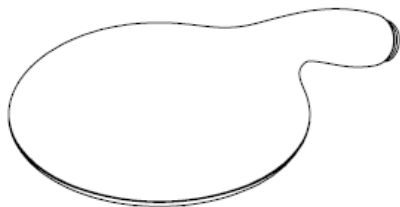
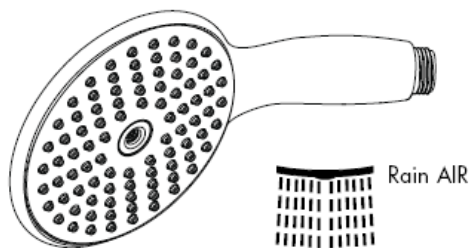
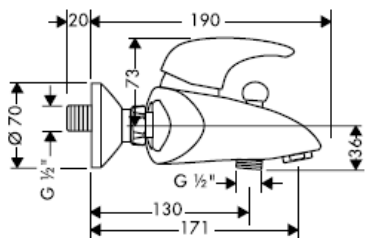
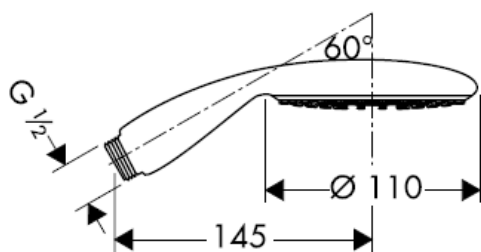


Raindance E 100 AIR 1jet / Porter'D Set
27573000

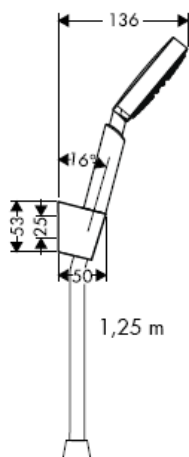
Raindance Talis E Combi
27072000



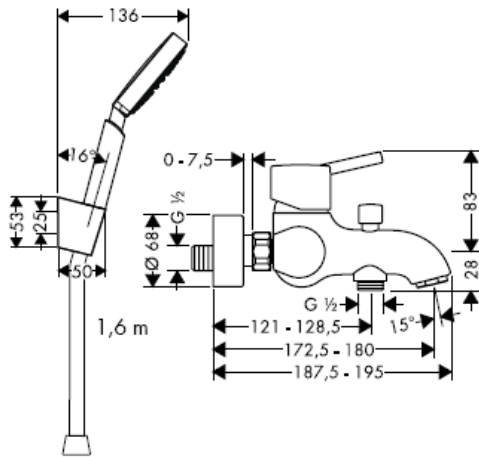
Raindance E 100 AIR 1jet
28508XXX



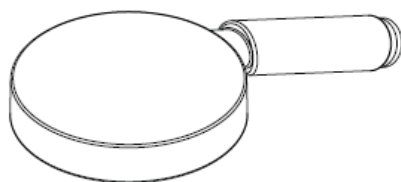
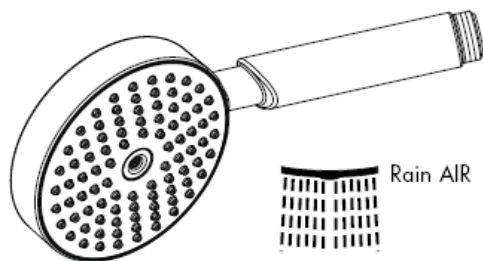
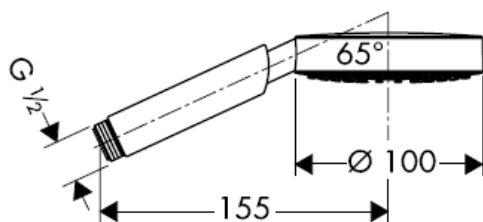
Raindance S 100 AIR 1jet / Porter'S Set
27580000



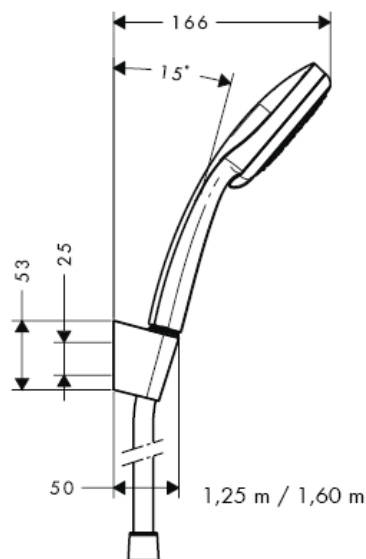
Raindance S 100 AIR 1jet / Porter'S Set
27581000




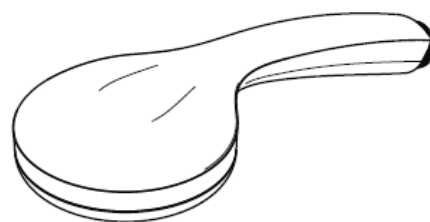
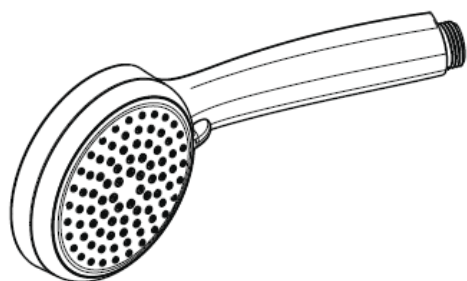
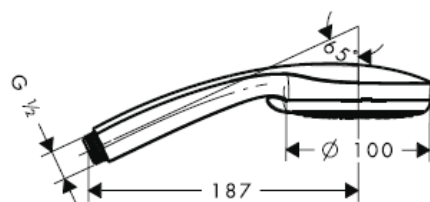
Raindance S 100 AIR 1jet
28509XXX



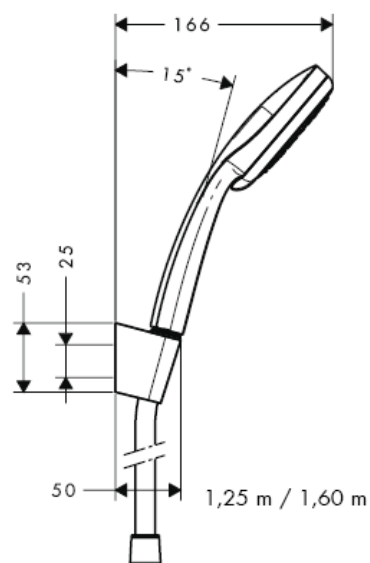
Croma 100 Vario / Porter'S Set
27592000 / 27594000



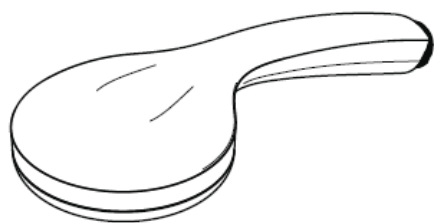
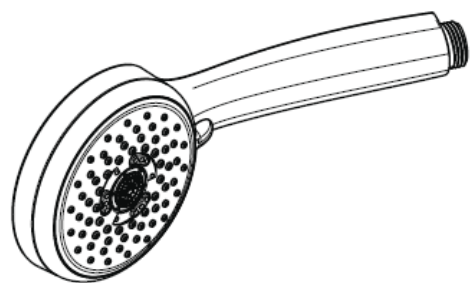
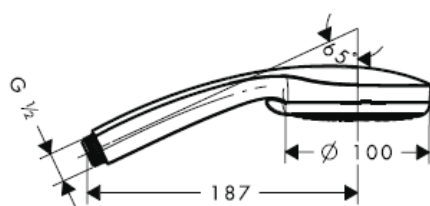
Croma 100 Vario
28535000



Croma 100 Multi / Porter'S Set
27593000 / 27595000



Croma 100 Multi
28536000



Rain

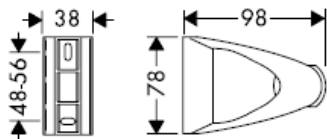


Massage

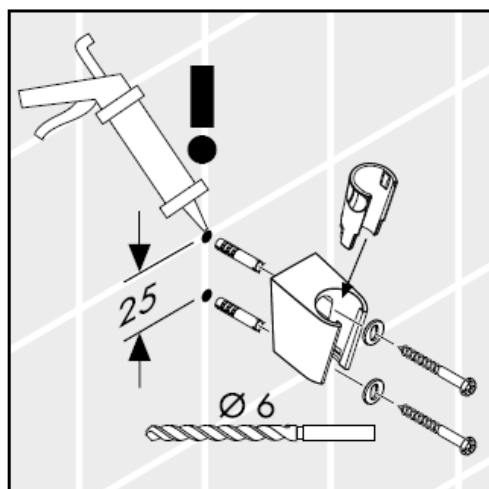
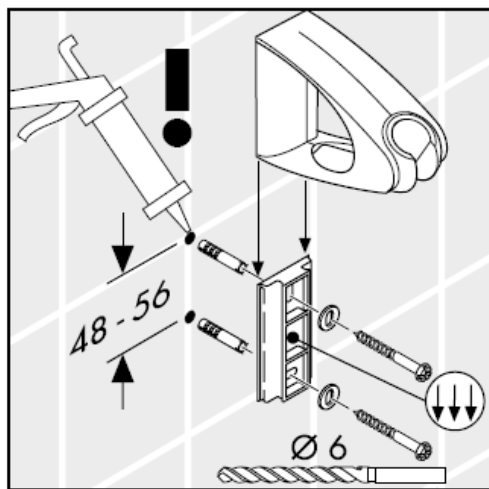
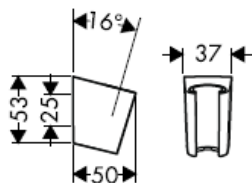


Mono

Porter'D
27526XXX



Porter'S
28331000



Tähelepanu! Silikoon (äädikhappeta!)

Toote paigaldamisel peab töövõtja tagama, et kogu seinapind, kuhu paigaldusplaat kinnitatakse, on lame (ükski vuuk ega keraamiline plaat ei ulatu esile), ning et seina konstruktsioon on toote paigaldamiseks sobiv ja sellel puuduvad nõrgad kohad. Kaasasolevad kruvid ja tüüblid sobivad üksnes betoonile. Muude seinakonstruktsioonide puhul tuleb arvesse võtta tüüblitootja esitatud tooteandmeid.

Tehnilised andmed

Töörõhk max. 0,6 MPa
Soovitav töörõhk: 0,1 – 0,4 MPa
(1 MPa = 10 baari = 147 PSI)
Kuumade vee temperatuur: max. 60° C

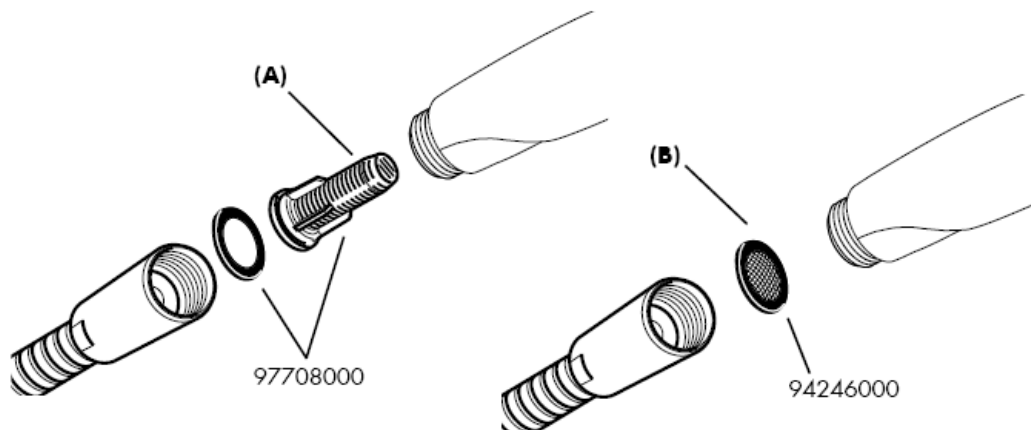
Käsidušši sobib kasutada boiler, mille võimsus on alates 21 kW ning minimaalne läbivool 7 l/min.

Kontrollsertifikaat

	DVGW	P-IX	SVGW	ACS	NF	WRAS	KIWA
27573000				X			
27581000				X			
27592000				X			
27593000				X			
27594000				X			
27595000				X			

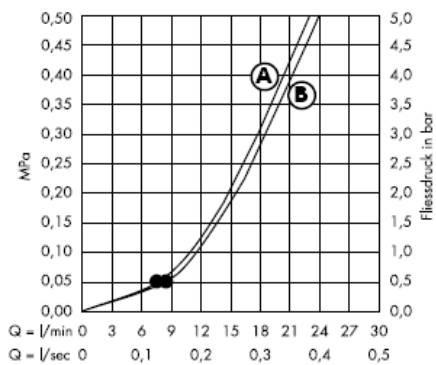
Paigaldamine

Käsiduši standardse läbivoolu puhul peab veevärgist tuleva mustuse vastu paigaldama kaasasoleva filtri A. Kui soovite suuremat läbivoolu, peab selle asemel kasutama filtrit B. Filtri A või B mittepaigaldamisel käsiduši võib sissetulev mustus funktsioneerimist kahjustada ja/või rikkuda käsiduši detaile. Sellest tulenevate kahjude eest Hansgrohe ei vastuta.



Raindance E / S 100 AIR 1jet

Filtriga (A)

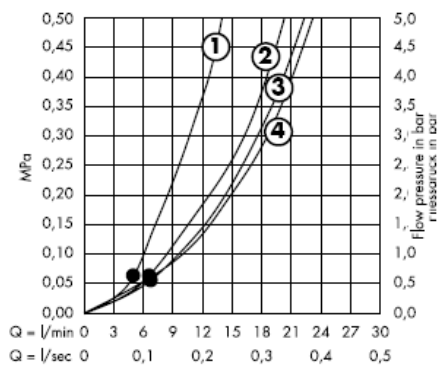


Sõeltihendiga B

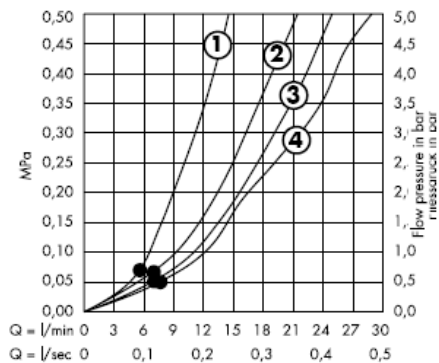
Alates • on funktsioneerimine garanteeritud

Croma 100 Vario

Filtriga (A)



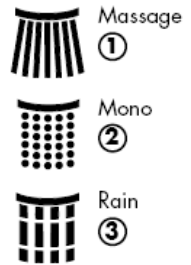
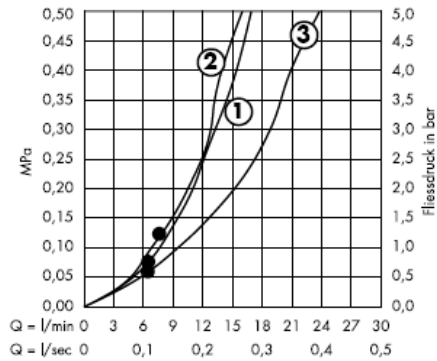
Sõeltihendiga B



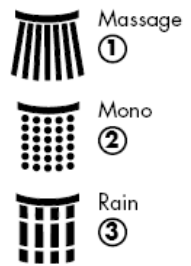
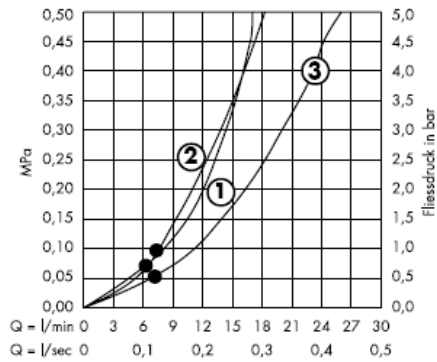
Alates • on funktsioneerimine garanteeritud

Croma 100 Multi

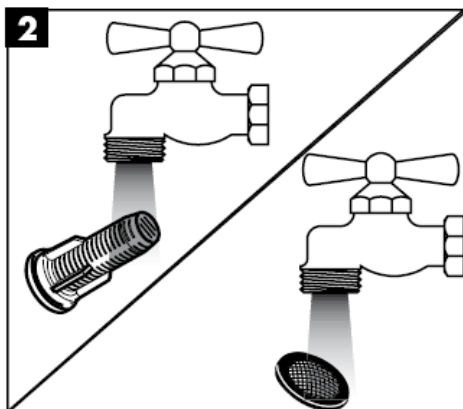
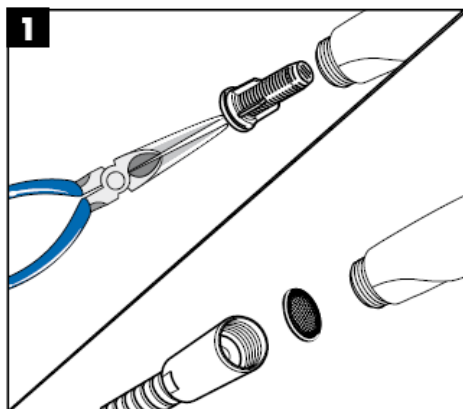
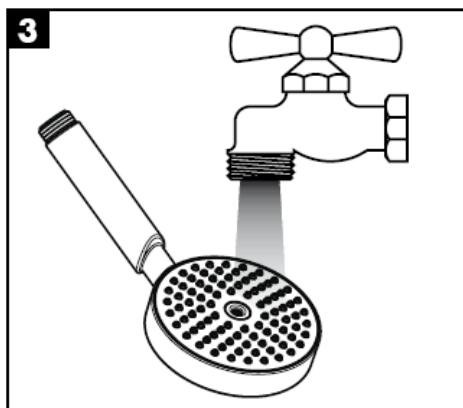
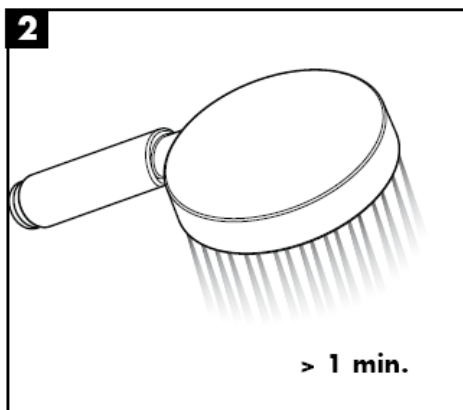
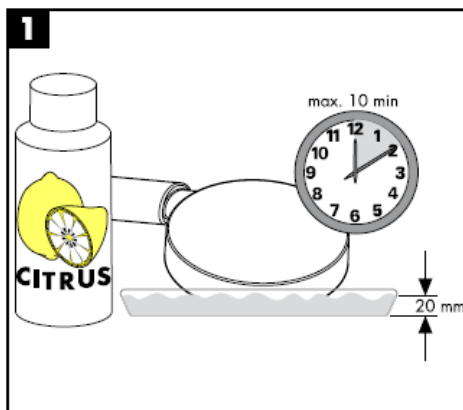
Filtriga (A)



Sõeltihendiga B



Alates • on funktsioneerimine garanteeritud



Puhastamine

Käsitsi puhastamise funktsiooni QuickClean puhul on vajalik vaid kerge ülehõõrumine, eemaldamaks dušikanalitest katlakivi.

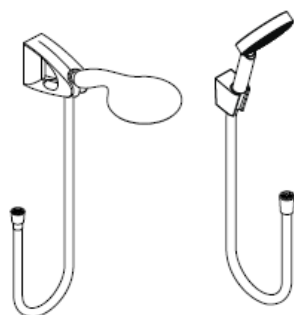


hansgrohe

Hansgrohe · Postfach 1145 · D-77761 Schiltach · Telefon +49 (0) 78 36/51-1282 · Telefax +49 (0) 7836/511440
E-Mail: info@hansgrohe.com · Internet: www.hansgrohe.com

11/2008
9.07400.04
Estonia

Montāžas instrukcija



Raindance S 100
AIR 1jet / Porter'S Set

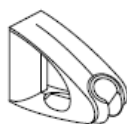
27580000
27581000

Raindance E 100
AIR 1jet/Porter'D Set

27572000
27573000



Porter'S
28331000



Porter'D
27526XXX



Raindance
Talis E Combi
27072000



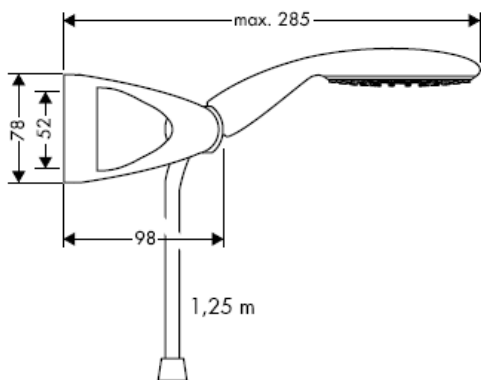
Raindance
Talis S Combi
27074000



Croma 100
Vario / Multi / Porter'S Set
27592000
27593000
27594000
27595000

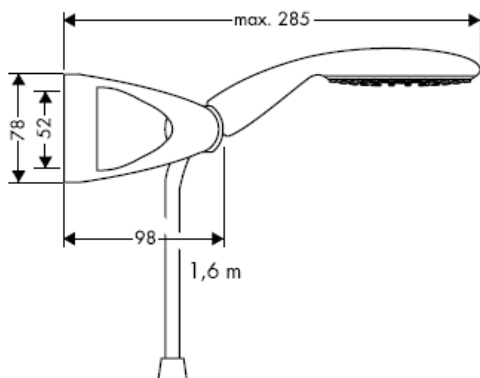
hansgrohe

Raindance E 100 AIR 1jet / Porter'D Set
27572000

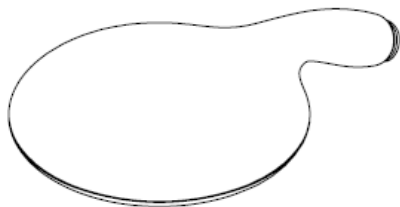
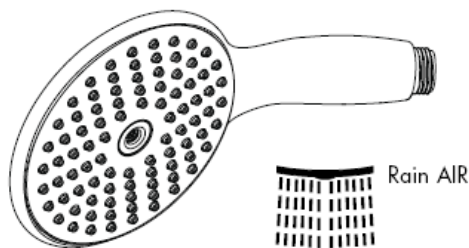
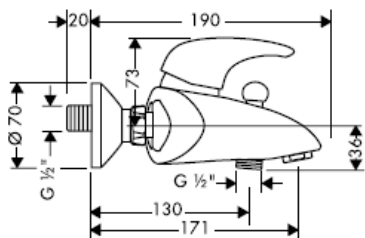
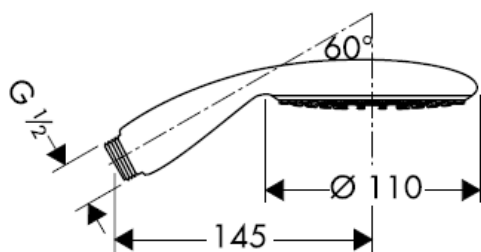


Raindance E 100 AIR 1jet / Porter'D Set
27573000

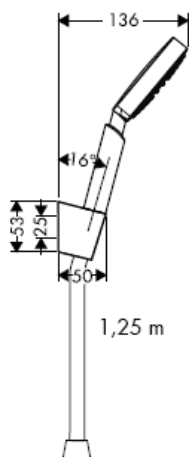
Raindance Talis E Combi
27072000



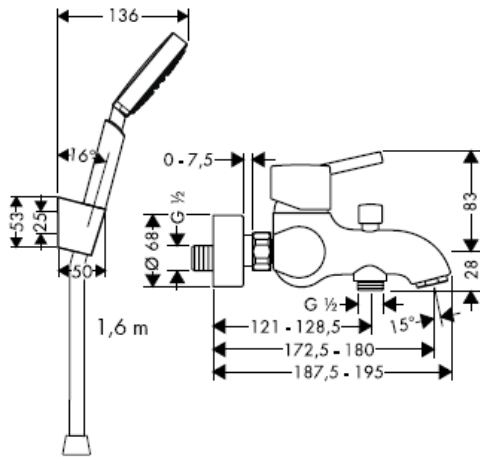
Raindance E 100 AIR 1jet
28508XXX



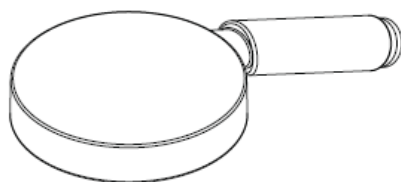
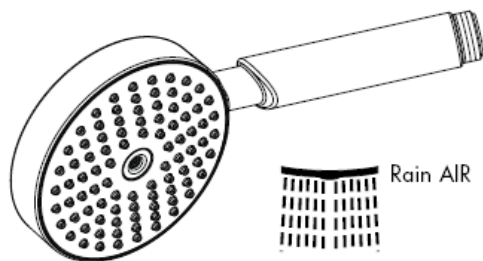
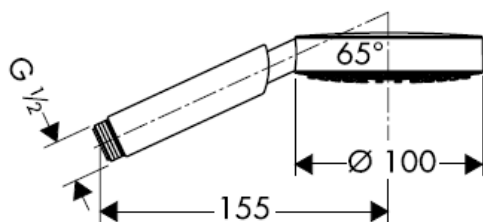
Raindance S 100 AIR 1jet / Porter'S Set
27580000



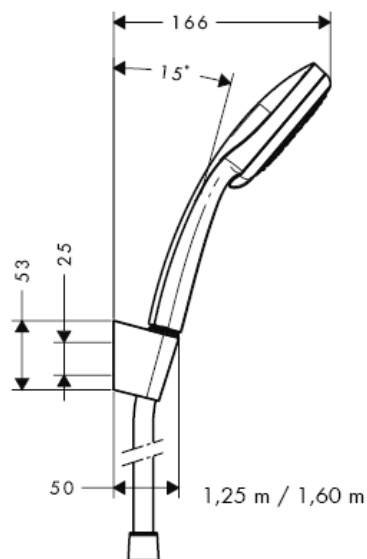
Raindance S 100 AIR 1jet / Porter'S Set
27581000




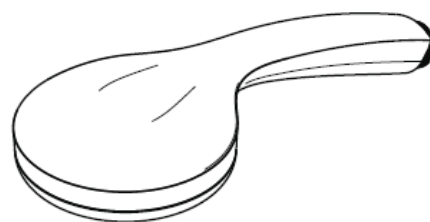
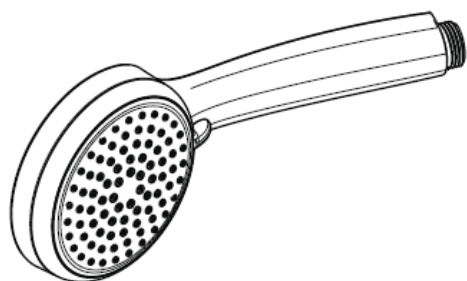
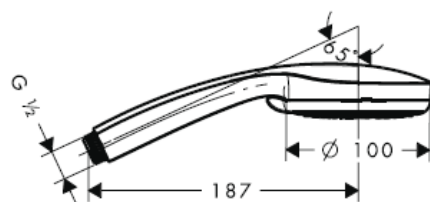
Raindance S 100 AIR 1jet
28509XXX



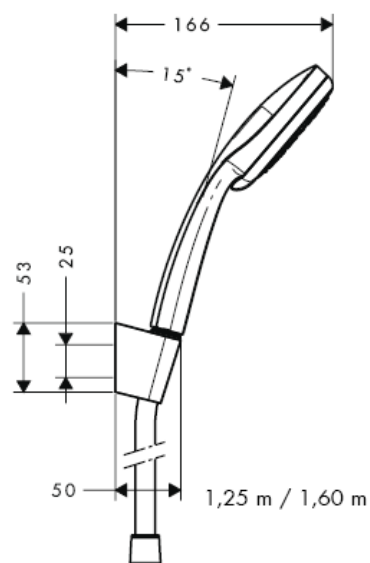
Croma 100 Vario / Porter'S Set
27592000 / 27594000



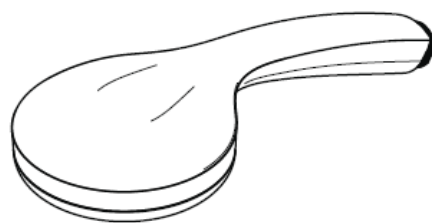
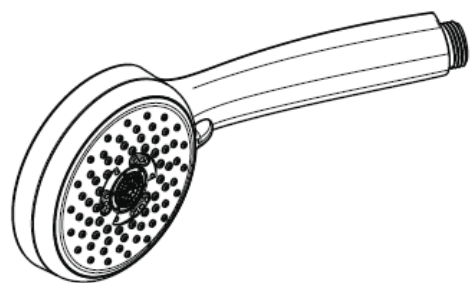
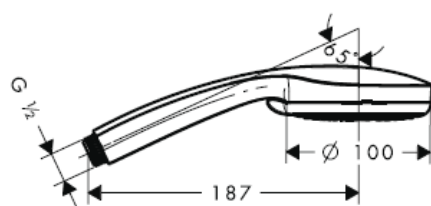
Croma 100 Vario
28535000



Croma 100 Multi / Porter'S Set
27593000 / 27595000



Croma 100 Multi
28536000



Rain

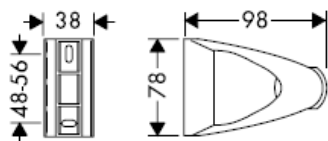


Massage

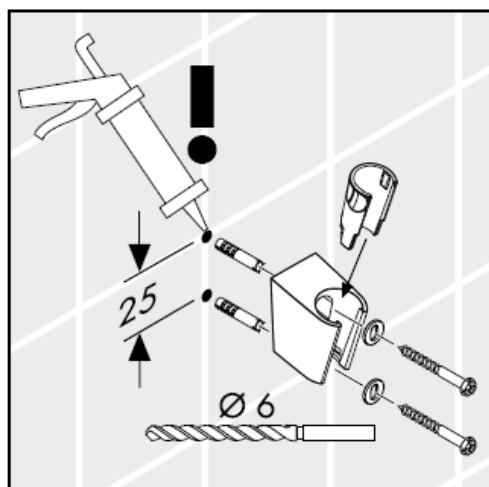
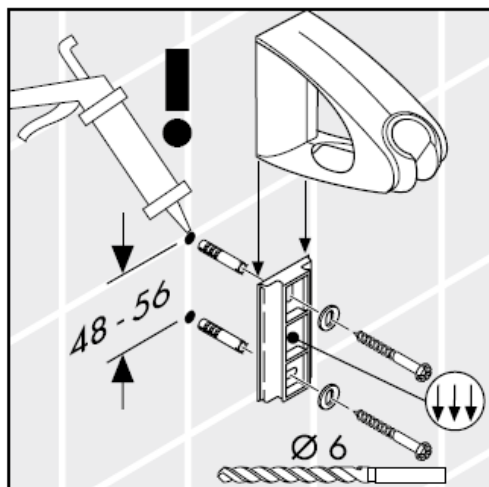
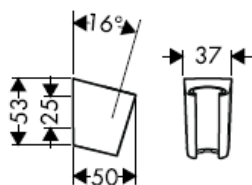


Mono

Porter'D
27526XXX



Porter'S
28331000



Uzmanību! Silikons (etiķskābi nesaturošs!)

Ja izstrādājuma montāžu veic kvalificēti speciālisti, jāseko, lai nostiprināšanas virsma visā nostiprināšanas zonā būtu gluda (šuves un flīzes nav izvirzītas uz āru), lai sienas konstrukcija būtu piemērota izstrādājuma montāžai un būtu pietiekami izturīga. Komplektā esošās skrūves un dībeļi ir paredzēti tikai šī izstrādājuma nostiprināšanai. Ja sienas konstrukcija ir citāda, jāievēro dībeļu ražotāja norādījumi.

Tehniskie dati

Darba spiediens: max. 0,6 MPa
Ieteicamais darba spiediens: 0,1 – 0,4 MPa
(1 MPa = 10 bar = 147 PSI)
Karstā ūdens temperatūra: max. 60° C

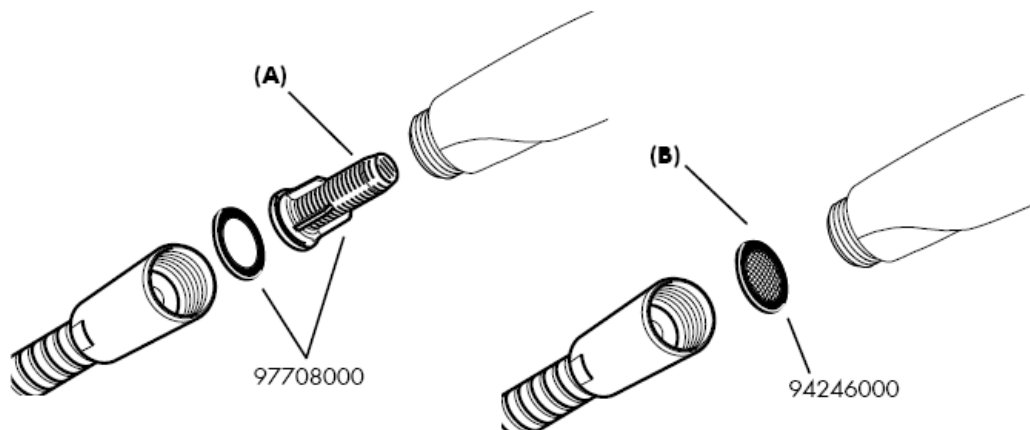
Rokas duša ir piemērota caurteces sildītājam, kura jauda ir 21 kW un minimālā caurtece 7 l/min.

Pārbaudes zīme

	DVGW	P-IX	SVGW	ACS	NF	WRAS	KIWA
27573000				X			
27581000				X			
27592000				X			
27593000				X			
27594000				X			
27595000				X			

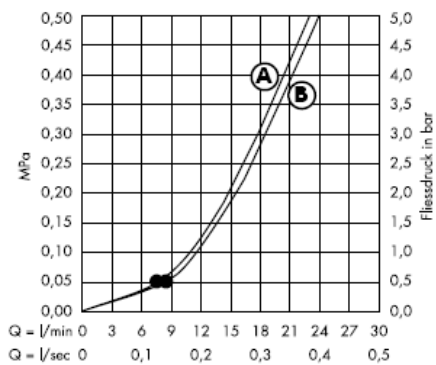
Montāža

Lai nodrošinātu rokas dušas normālu ūdens caurplūdi un izvairītos no netīrumu ieskalošanas no ūdensvada, jāiemontē komplektā esošais filtrs (A). Ja ir nepieciešamība pēc lielākas ūdens caurplūdes, tad filtra (A) vietā jāizmanto sietiņš (B). Ieskalotie netīrumi var traucēt dušas funkciju un / vai arī izraisīt rokas dušas funkciju bojājumus, par kuriem Hansgrohe neņes atbildību.



Raindance E / S 100 AIR 1jet

Ar filtra ieliktni (A)

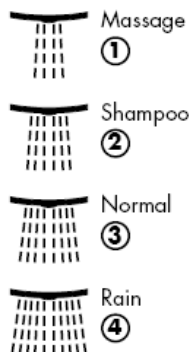
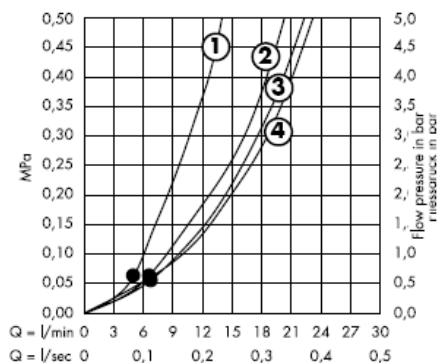


Ar filtra blīvējumu (B)

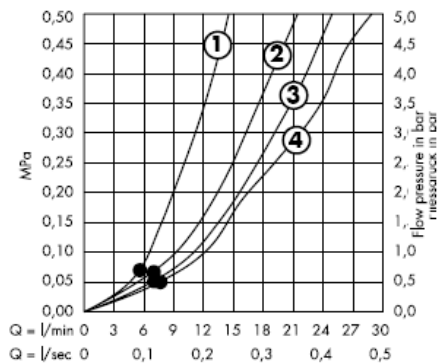
No • funkcija nodrošināta

Croma 100 Vario

Ar filtra ieliktni (A)



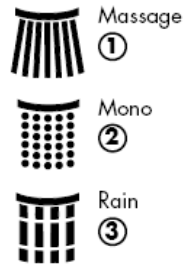
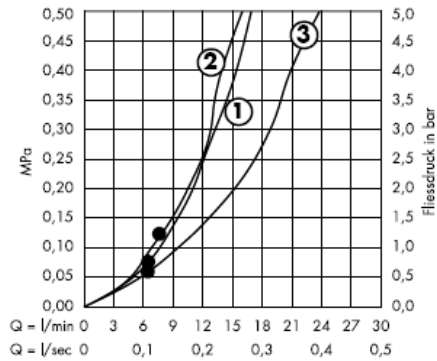
Ar filtra blīvējumu (B)



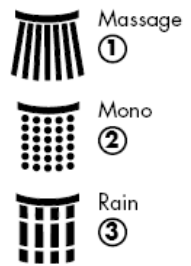
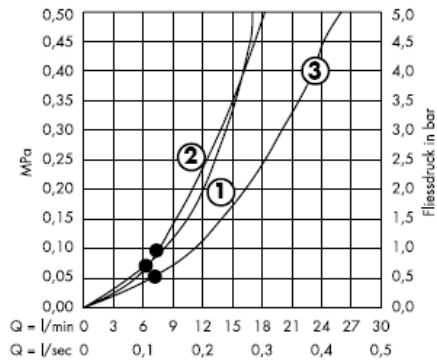
No • funkcija nodrošināta

Croma 100 Multi

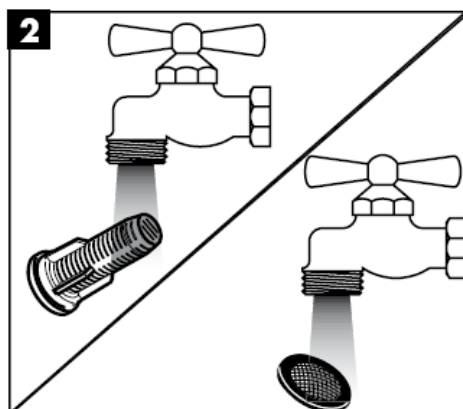
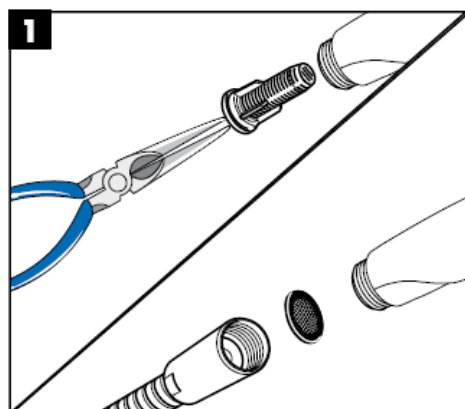
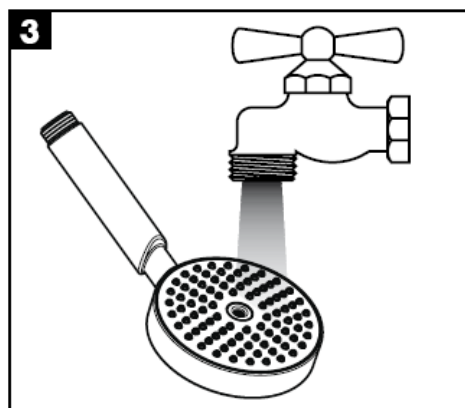

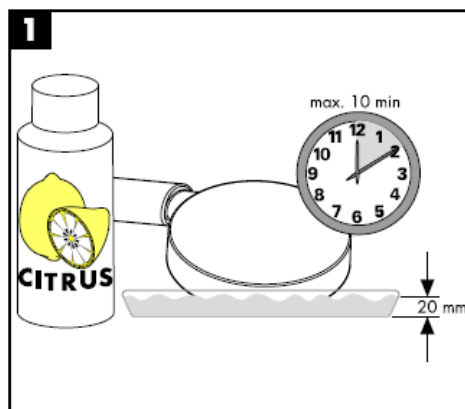
Ar filtra ieliktni (A)



Ar filtra blīvējumu (B)



No • funkcija nodrošināta



Tīrīšana

QuickClean attīrīšanas funkcija - strūklas kanāliņi vienkāršas manuālas berzes rezultātā tiek attīrīti no kalcja.

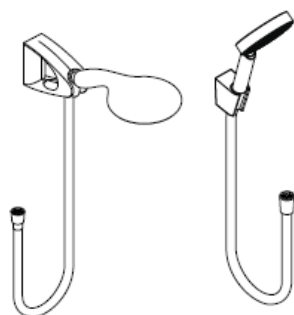


hansgrohe

Hansgrohe · Postfach 1145 · D-77761 Schiltach · Telefon +49 (0) 78 36/51-1282 · Telefax +49 (0) 7836/511440
E-Mail: info@hansgrohe.com · Internet: www.hansgrohe.com

11/2008
9.07/400.04
Latviski

Uputstvo za montažu



Raindance S 100
AIR 1jet / Porter'S Set

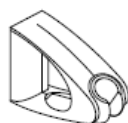
27580000
27581000

Raindance E 100
AIR 1jet/Porter'D Set

27572000
27573000



Porter'S
28331000



Porter'D
27526XXX



Raindance
Talis E Combi
27072000



Raindance
Talis S Combi
27074000

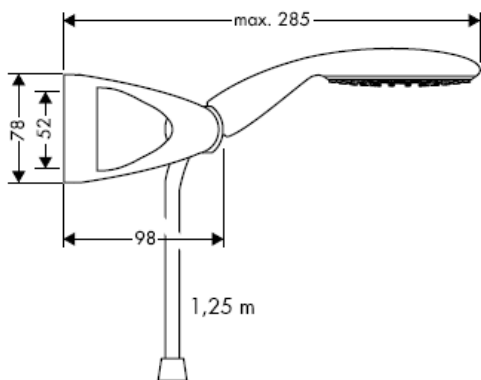


Croma 100
Vario / Multi / Porter'S Set

27592000
27593000
27594000
27595000

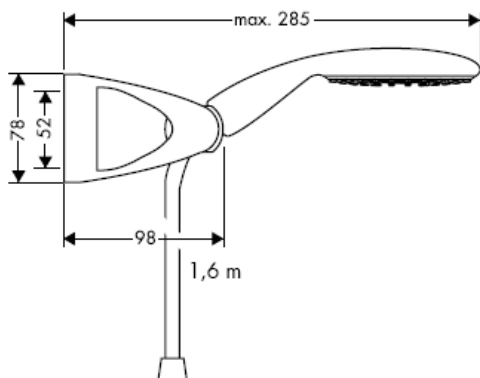
hansgrohe

Raindance E 100 AIR 1jet / Porter'D Set
27572000

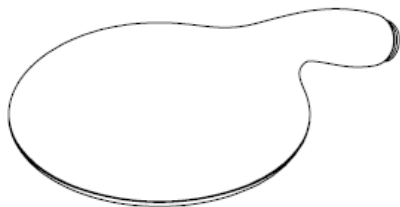
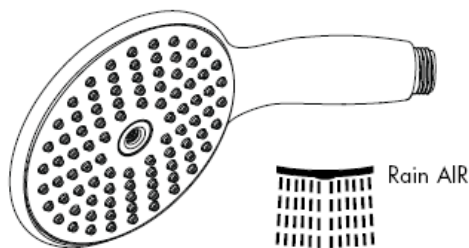
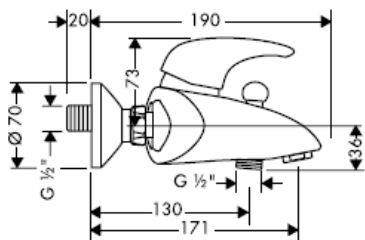
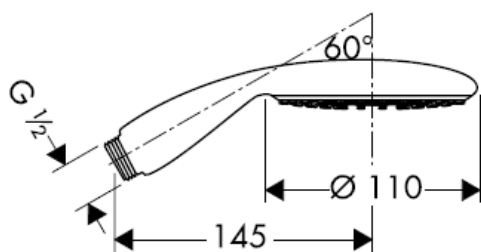


Raindance E 100 AIR 1jet / Porter'D Set
27573000

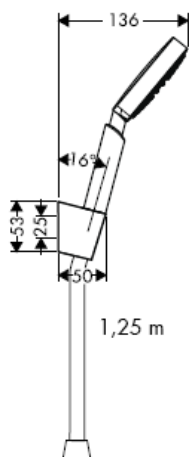
Raindance Talis E Combi
27072000



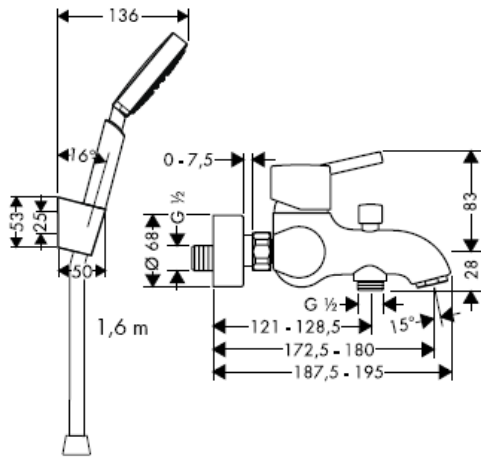
Raindance E 100 AIR 1jet
28508XXX



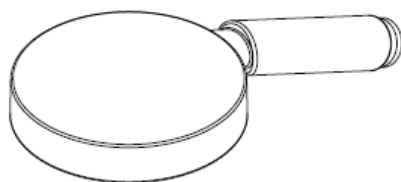
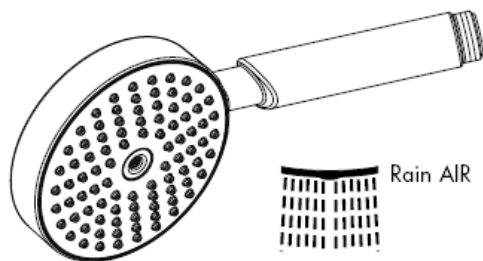
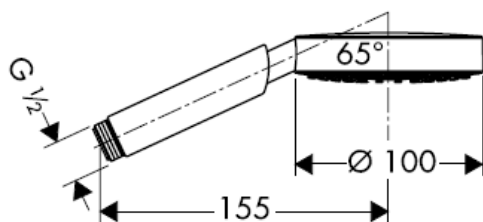
Raindance S 100 AIR 1jet / Porter'S Set
27580000



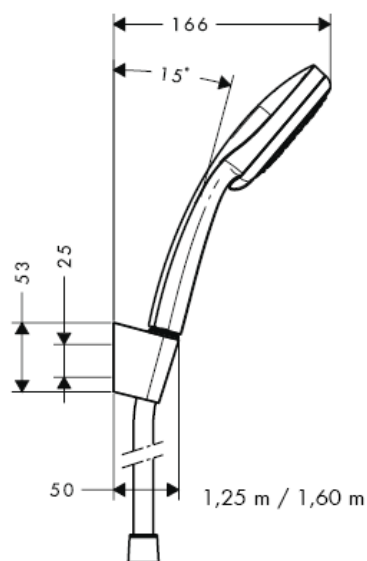
Raindance S 100 AIR 1jet / Porter'S Set
27581000




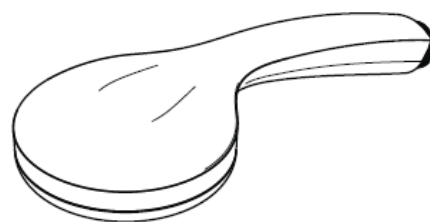
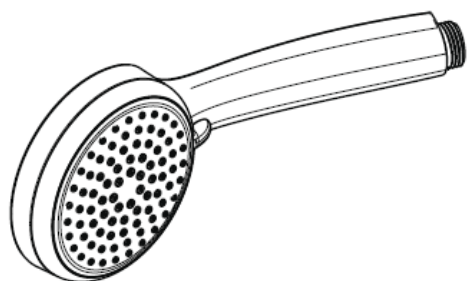
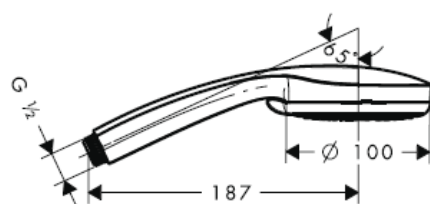
Raindance S 100 AIR 1jet
28509XXX



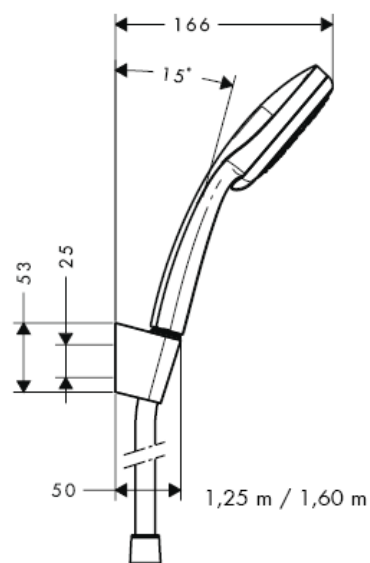
Croma 100 Vario / Porter'S Set
27592000 / 27594000



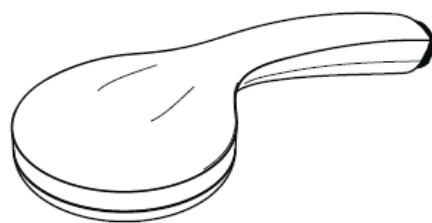
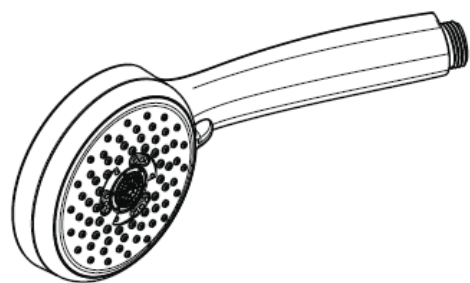
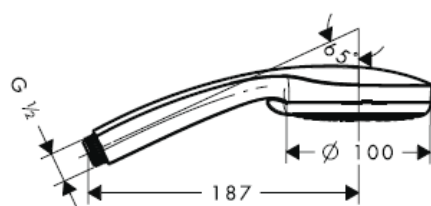
Croma 100 Vario
28535000



Croma 100 Multi / Porter'S Set
27593000 / 27595000



Croma 100 Multi
28536000



Rain

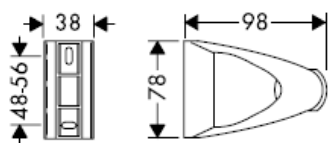


Massage

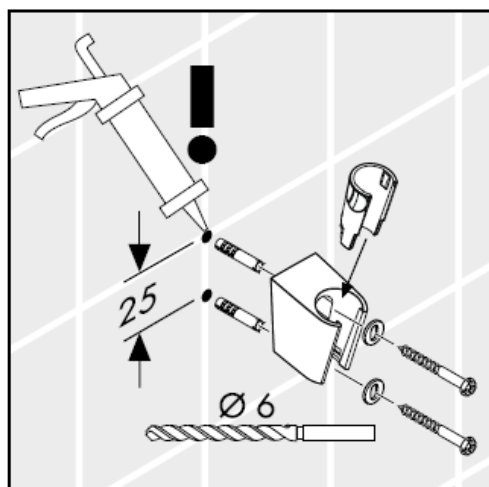
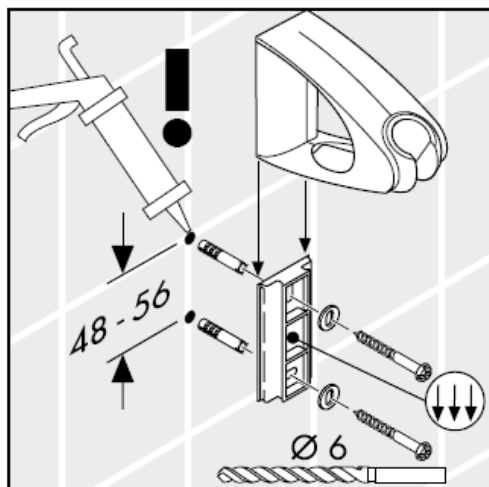
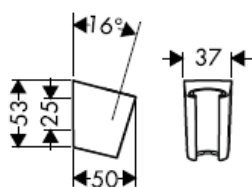


Mono

Porter'D
27526XXX



Porter'S
28331000



Pažnja! Silikon (ne sadrži sircetnu kiselinu!)

Kada proizvod montira kvalifikovano stručno osoblje treba paziti da čitava površina na koju se učvršćuje bude ravna (bez istaknutih fuga ili krivljenja pločica), da je zidna konstrukcija primerena montaži proizvoda, i posebno da nema slabih mesta.

Priloženi zavrtnji i tiplovi prikladni su samo za beton. Kod drugih zidnih nadgradnji treba obratiti pažnju na navode proizvođača tiplova.

Tehnički podaci

Radni pritisak: max. 0,6 MPa
Preporučeni radni pritisak: 0,1 – 0,4 MPa
(1 MPa = 10 bar = 147 PSI)
Temperatura vruće vode: max. 60° C

Ručni tuš možete koristiti uz protočni bojler snage od 21 kW ili veće, te uz minimalni protok od 7 l/min.

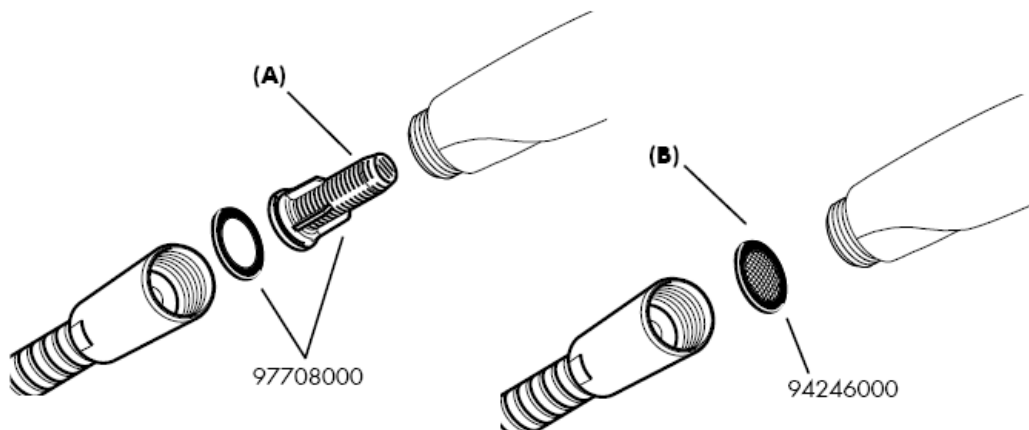
Ispitni znak

	DVGW	P-IX	SVGW	ACS	NF	WRAS	KIWA
27573000				X			
27581000				X			
27592000				X			
27593000				X			
27594000				X			
27595000				X			

Montaža

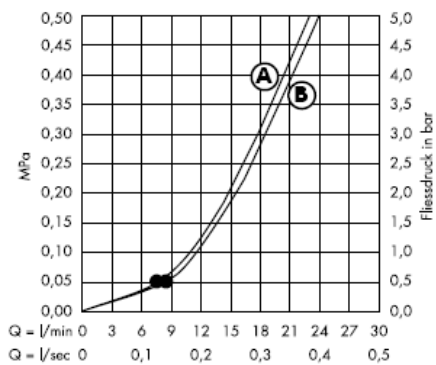
Isporučeni umetak filtra (A) se mora ugraditi kako bi se regulisao protok vode i smanjio prolazak prljavštine iz vodovoda. Ako želite jači protok vode, umesto filtra (A) ugradite mrežastu zaptivku (B).

Za eventualna oštećenja ili lošije funkcionisanje ručnog tuša uzrokovano prljavštinom, proizvođač Hansgrohe nije odgovoran.



Raindance E / S 100 AIR 1jet

S filterom (A)

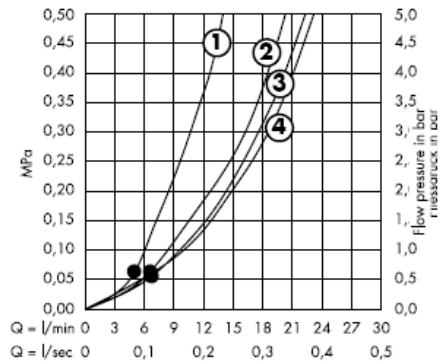


S mrežastom zaptivkom (B)

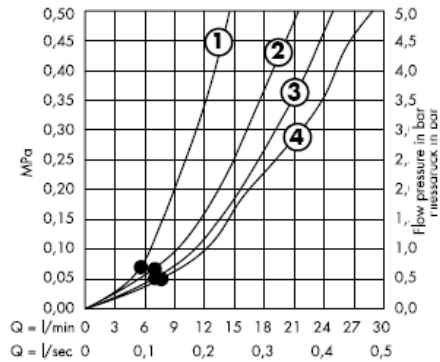
Od • je funkcija zagarantovana.

Croma 100 Vario

S filterom (A)



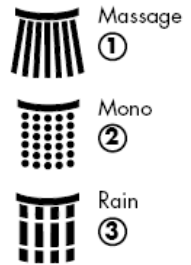
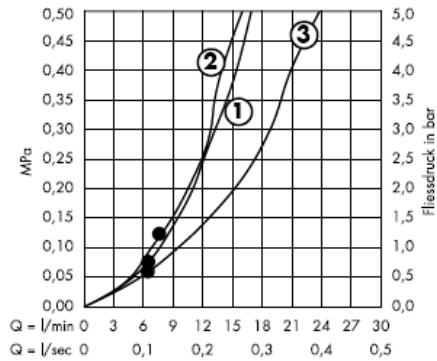
S mrežastom zaptivkom (B)



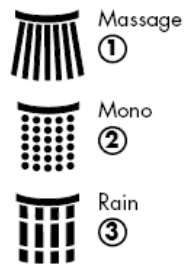
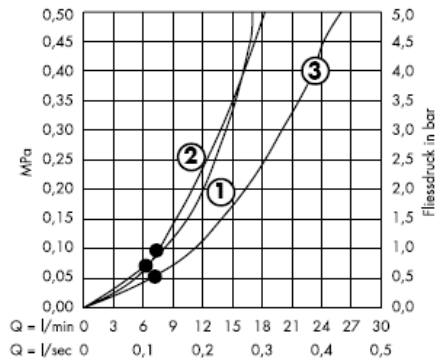
Od • je funkcija zagarantovana.

Croma 100 Multi

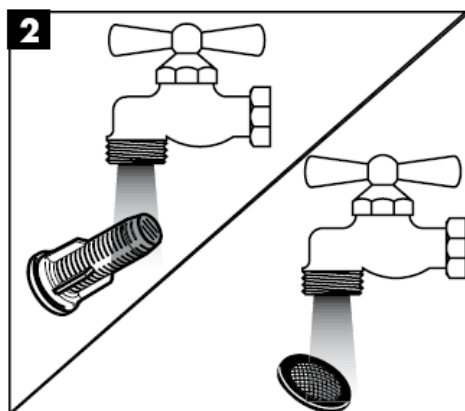
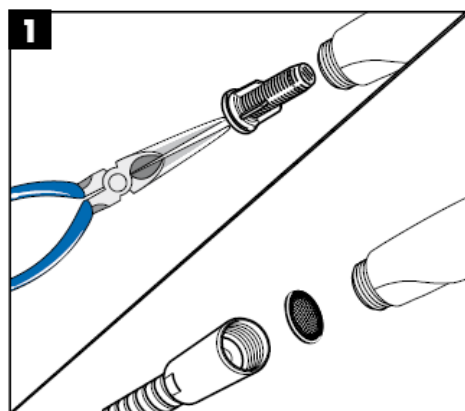
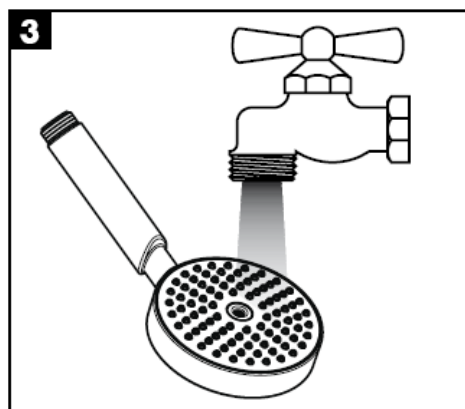

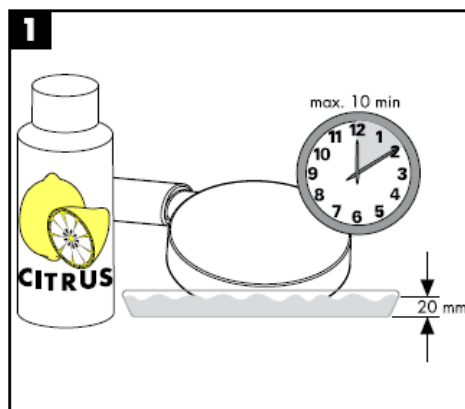
S filterom (A)



S mrežastom zaptivkom (B)



Od • je funkcija zagarantovana.



Čišćenje

QuickClean - ručni sistem za čišćenje omogućuje odstranjivanje kamenca s rupica uobličavača mlaza, jednostavnim trljanjem.

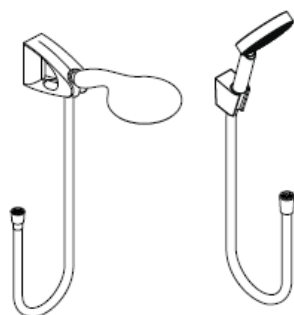


hansgrohe

Hansgrohe · Postfach 1145 · D-77761 Schiltach · Telefon +49 (0) 78 36/51-1282 · Telefax +49 (0) 7836/511440
E-Mail: info@hansgrohe.com · Internet: www.hansgrohe.com

11/2008
9.07.400.04
Srpski

Montasjeveiledning



Raindance E 100
AIR 1jet/Porter'D Set
27572000
27573000

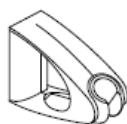


Raindance
Talis E Combi
27072000

Raindance S 100
AIR 1jet / Porter'S Set
27580000
27581000



Porter'S
28331000



Porter'D
27526XXX



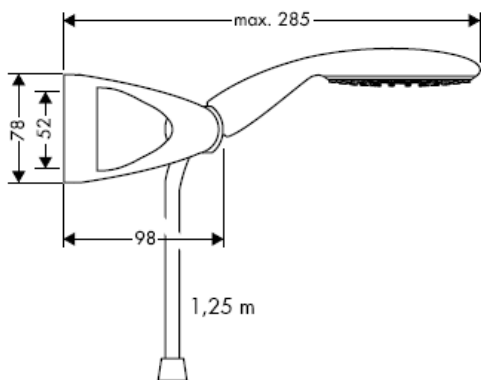
Raindance
Talis S Combi
27074000



Cromo 100
Vario / Multi / Porter'S Set
27592000
27593000
27594000
27595000

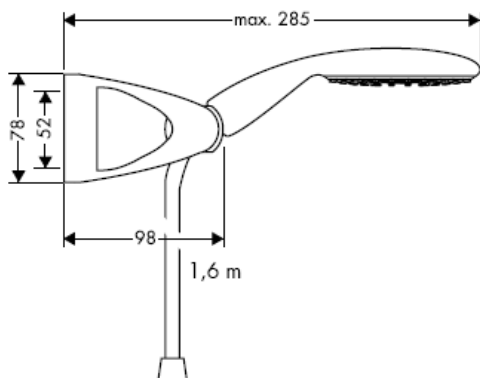
hansgrohe

Raindance E 100 AIR 1jet / Porter'D Set
27572000

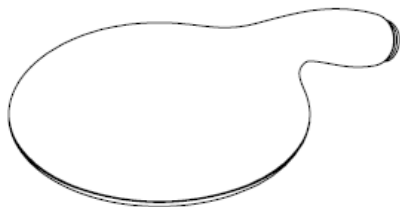
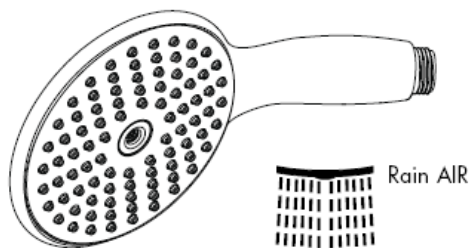
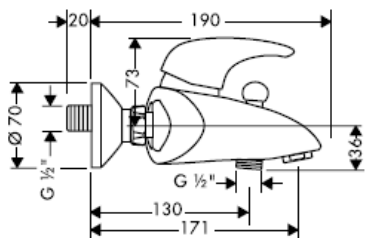
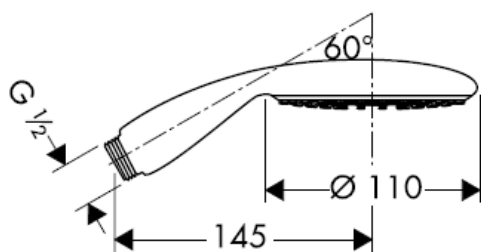


Raindance E 100 AIR 1jet / Porter'D Set
27573000

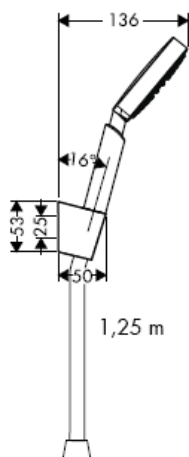
Raindance Talis E Combi
27072000



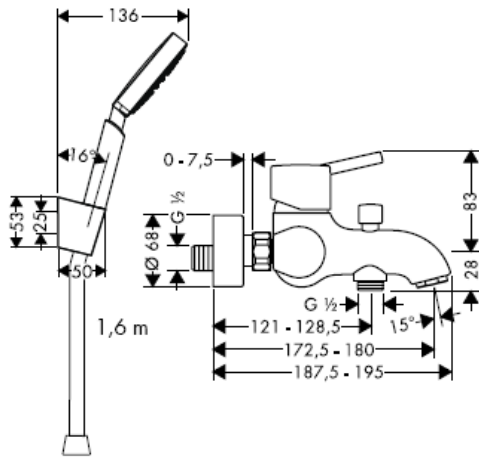
Raindance E 100 AIR 1jet
28508XXX



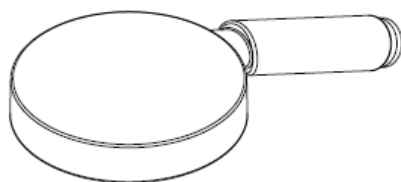
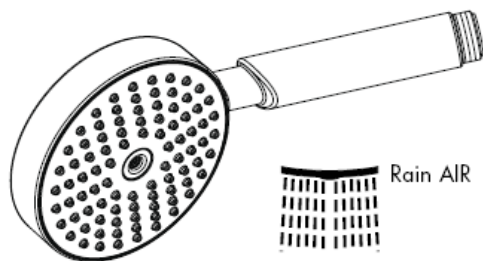
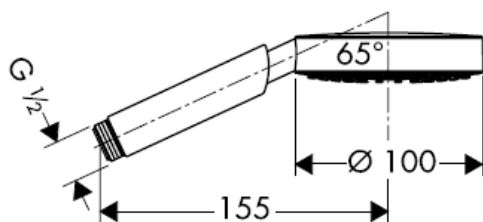
Raindance S 100 AIR 1jet / Porter'S Set
27580000



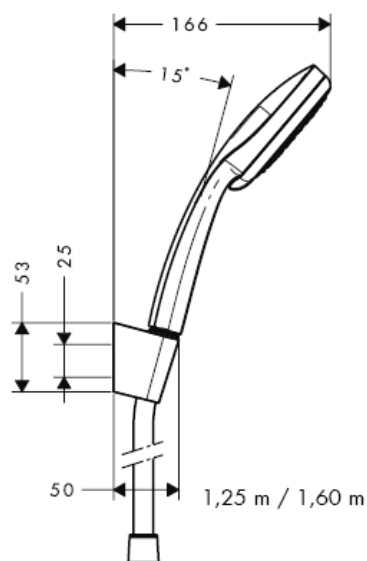
Raindance S 100 AIR 1jet / Porter'S Set
27581000



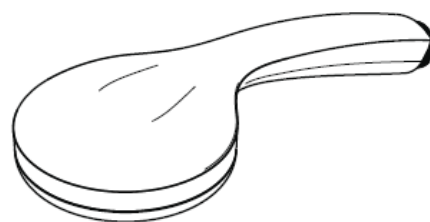
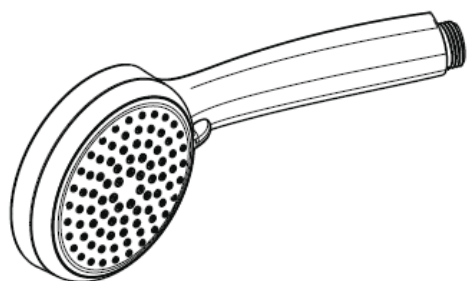
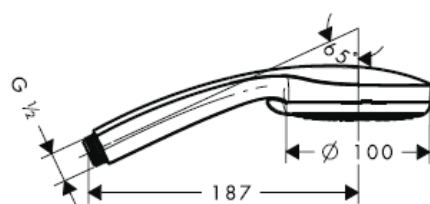
Raindance S 100 AIR 1jet
28509XXX



Croma 100 Vario / Porter'S Set
27592000 / 27594000



Croma 100 Vario
28535000



Normal



Shampoo

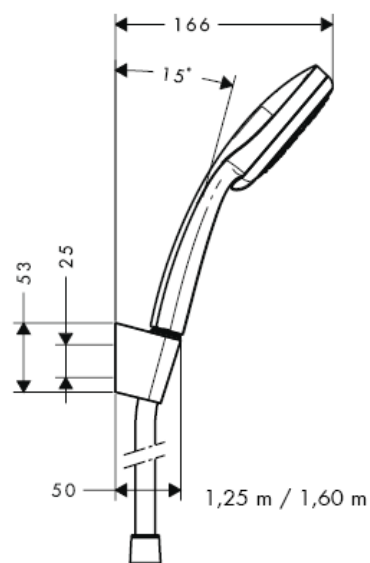


Rain

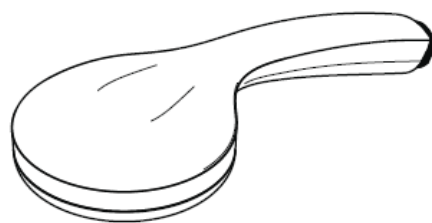
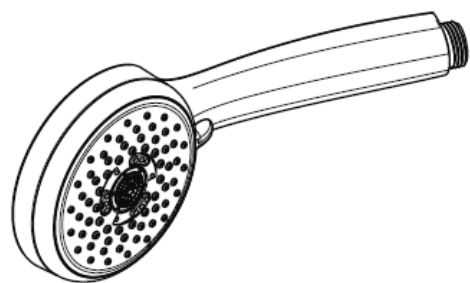
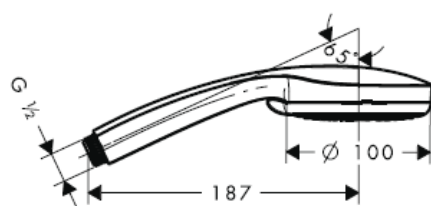


Massage

Croma 100 Multi / Porter'S Set
27593000 / 27595000



Croma 100 Multi
28536000



Rain

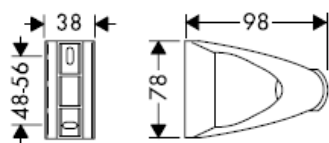


Massage

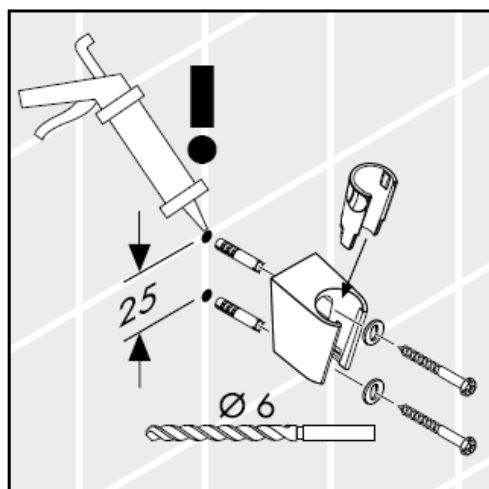
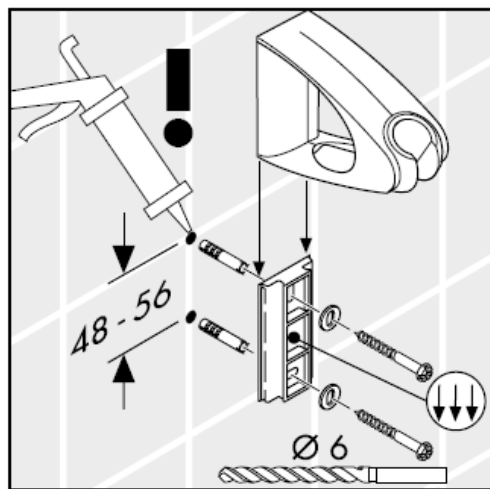
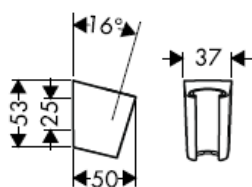


Mono

Porter'D
27526XXX



Porter'S
28331000



Obs! Silikon (uten eddiksyre)

Når kvalifisert fagfolk monterer produktet, skal man påse at hele området der produktet monteres er plant (ingen fremstående fuger eller flisekanter), at oppbygging av veggen er egnet for montasje av produktet og at veggen ikke viser noen svakpunkter. Medleverte skruer og plugg er egner seg kun for betong. Ved en annen veggoppbygging skal man ta hensyn til pluggprodusentens henvisninger.

Tekniske data

Driftstrykk max. 0,6 MPa
Anbefalt driftstrykk: 0,1 – 0,4 MPa
(1 Mpa = 10 bar = 147 PSI)
Varmtvannstemperatur max. 60° C

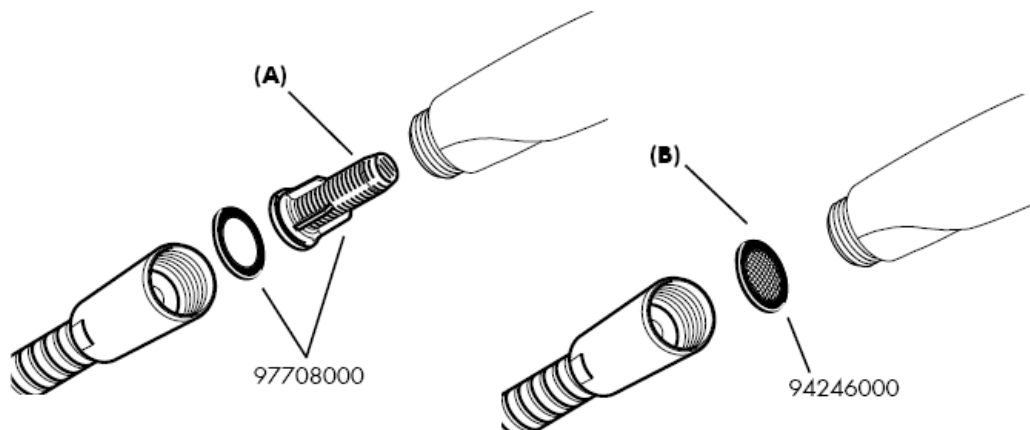
Hånddusjen egner seg for bruk sammen med en gjennomstrømningsovner fra og med en ytelse på 21 kW og en minimum gjennomstrømning på 7l/min.

Prøveemerke

	DVGW	P-IX	SVGW	ACS	NF	WRAS	KIWA
27573000				X			
27581000				X			
27592000				X			
27593000				X			
27594000				X			
27595000				X			

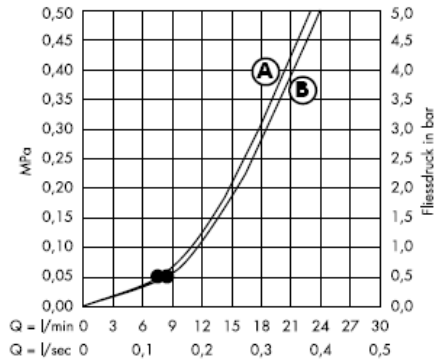
Montasje

Det medleverte filter-elementet skal bygges inn, for å garantere hånddusjens standard-gjennomstrømning og for å forhindre at smuss spyles inn fra ledningsnettet. Ønsker man en større vanngjennomstrømning skal det monteres en silpakning (B) isteden for filterelementet (A). Innspyling av smuss kan påvirke funksjonen negativt og/eller medføre skader på hånddusjens funksjonsdeler. Hansgrohe påtar seg inget ansvar for skader som resulteres av dette.



Raindance E / S 100 AIR 1jet

Med filterinnsats (A)

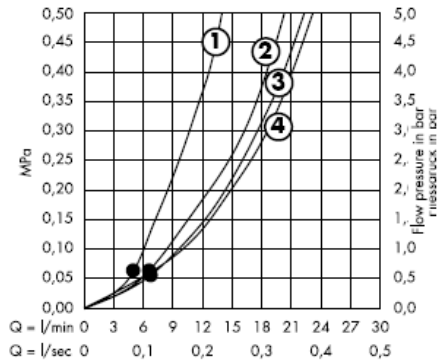


Med silpakning (B)

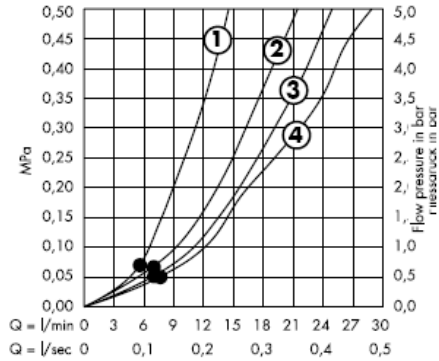
F.o.m. • er funksjonen garantert

Croma 100 Vario

Med filterinnsats (A)



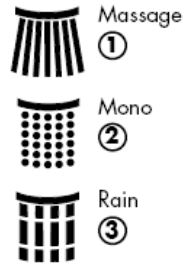
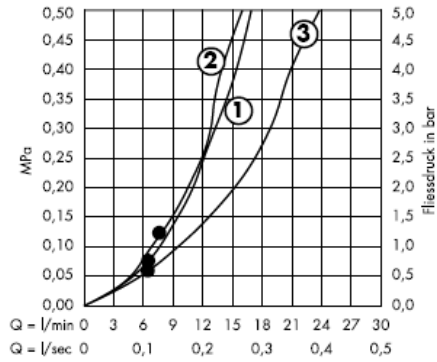
Med silpakning (B)



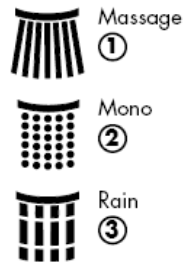
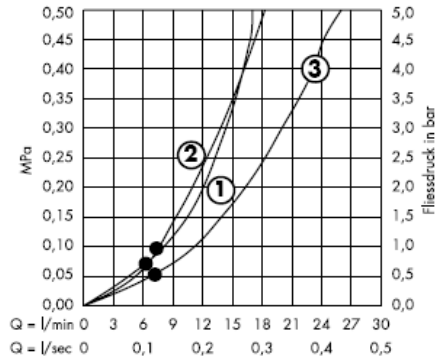
F.o.m. • er funksjonen garantert

Croma 100 Multi

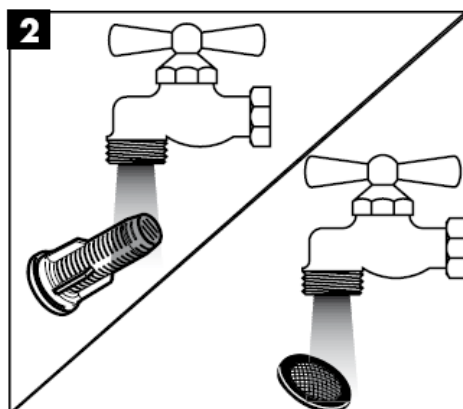
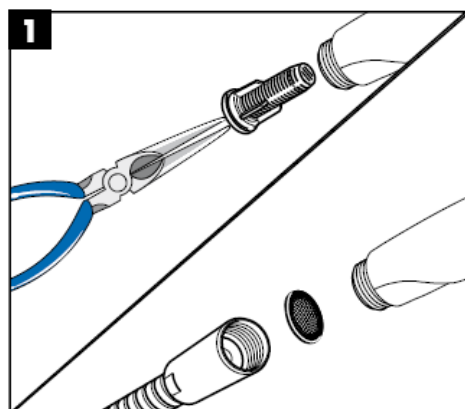
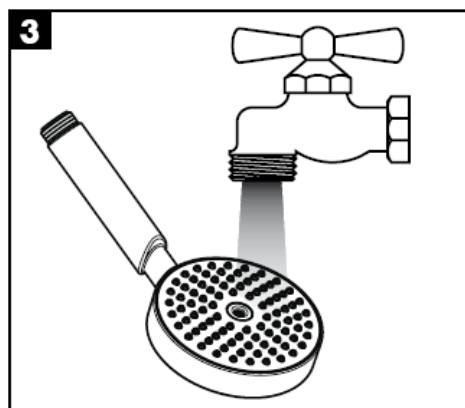

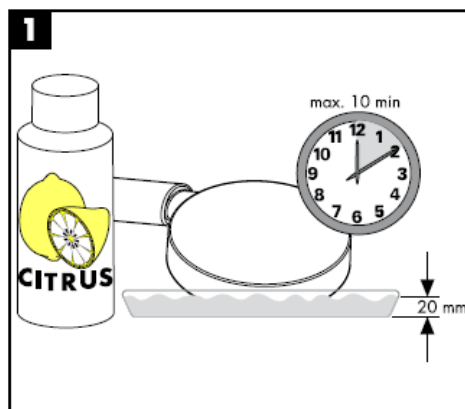
Med filterinnsats (A)



Med silpakning (B)



F.o.m. • er funksjonen garantert



Rengjøring

Med Quiclean, den manuelle rengjøringsfunksjonen, kan stråleformere renses for kalk ved hjelp av enkel gnikking.

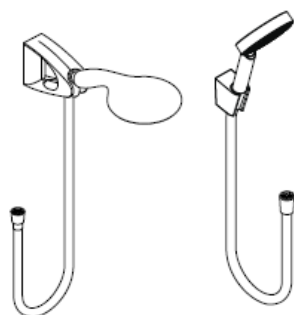


hansgrohe

Hansgrohe · Postfach 1145 · D-77761 Schiltach · Telefon +49 (0) 78 36/51-1282 · Telefax +49 (0) 7836/511440
E-Mail: info@hansgrohe.com · Internet: www.hansgrohe.com

11/2008
9.07400.04
Norsk

РЪКОВОДСТВО ЗА МОНТАЖ



Raindance S 100
AIR 1jet / Porter'S Set

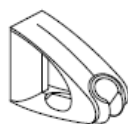
27580000
27581000

Raindance E 100
AIR 1jet/Porter'D Set

27572000
27573000



Porter'S
28331000



Porter'D
27526XXX



Raindance
Talis E Combi
27072000



Raindance
Talis S Combi
27074000

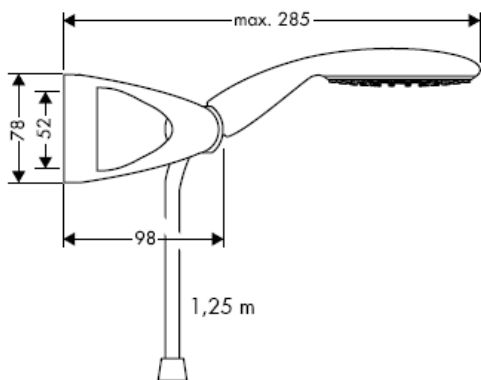


Croma 100
Vario / Multi / Porter'S Set

27592000
27593000
27594000
27595000

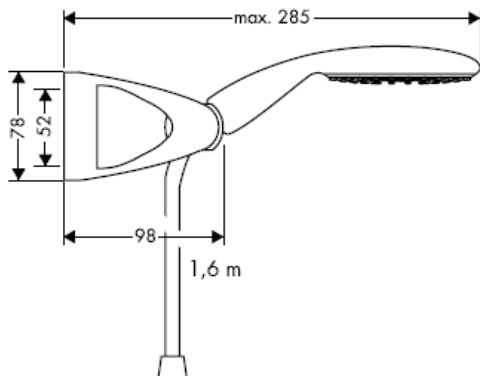
hansgrohe

Raindance E 100 AIR 1jet / Porter'D Set
27572000

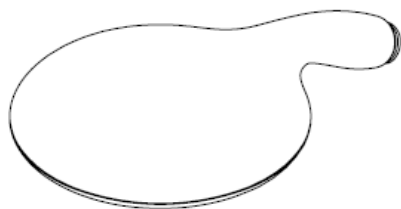
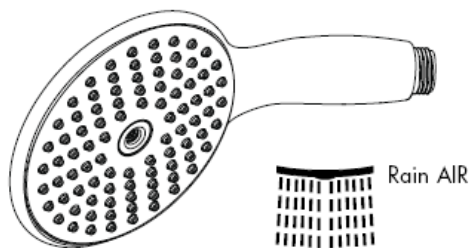
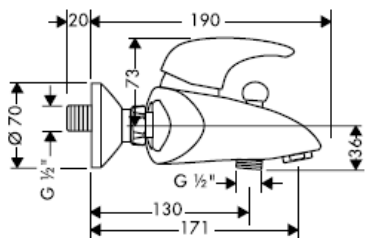
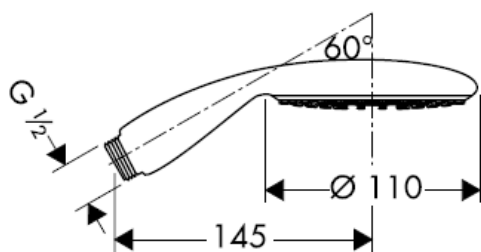


Raindance E 100 AIR 1jet / Porter'D Set
27573000

Raindance Talis E Combi
27072000

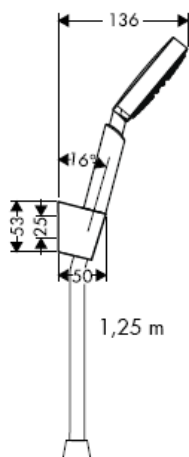


Raindance E 100 AIR 1jet
28508XXX

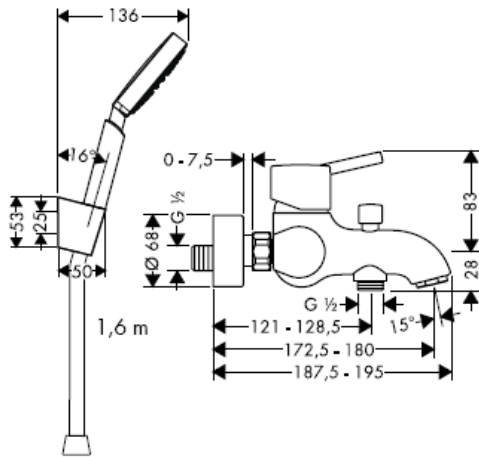


Rain AIR

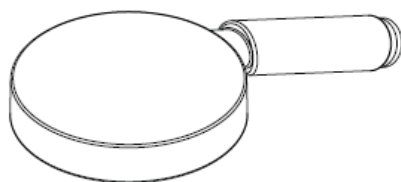
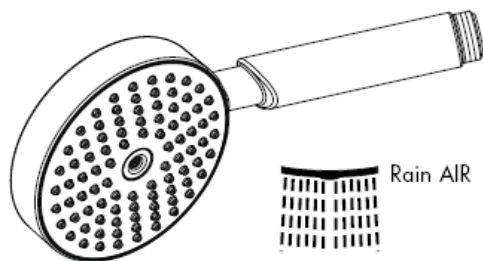
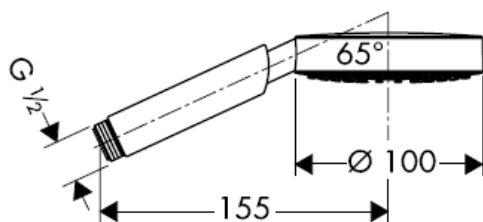
Raindance S 100 AIR 1jet / Porter'S Set
27580000



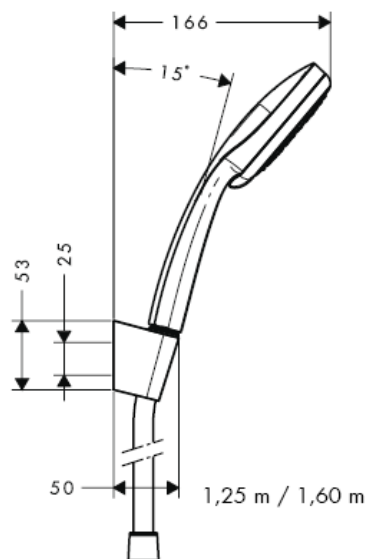
Raindance S 100 AIR 1jet / Porter'S Set
27581000




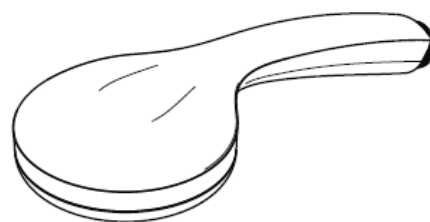
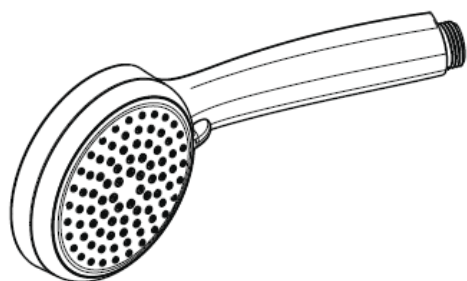
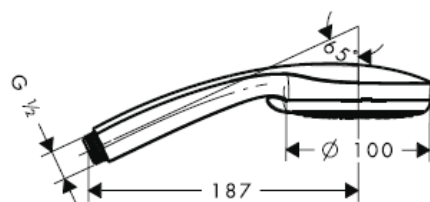
Raindance S 100 AIR 1jet
28509XXX



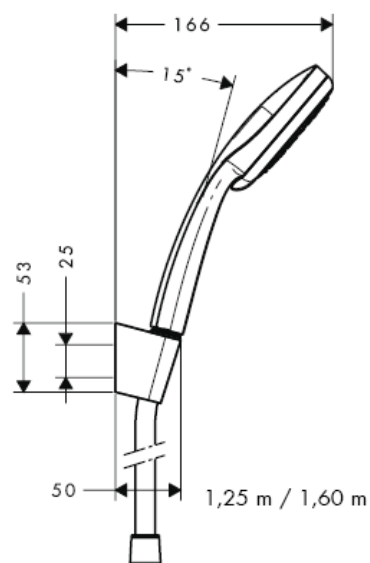
Croma 100 Vario / Porter'S Set
27592000 / 27594000



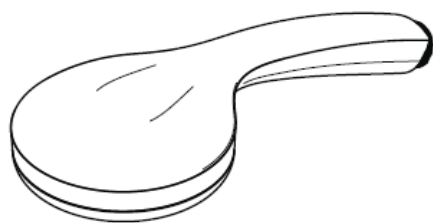
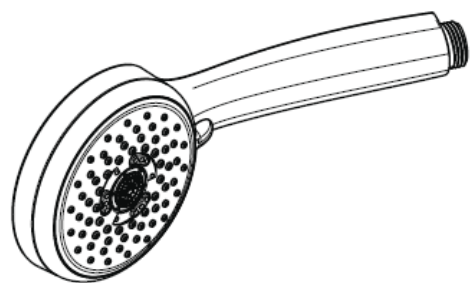
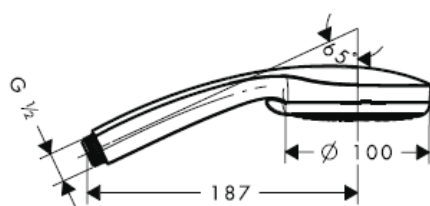
Croma 100 Vario
28535000



Croma 100 Multi / Porter'S Set
27593000 / 27595000



Croma 100 Multi
28536000



Rain

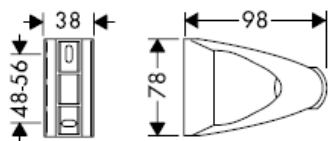


Massage

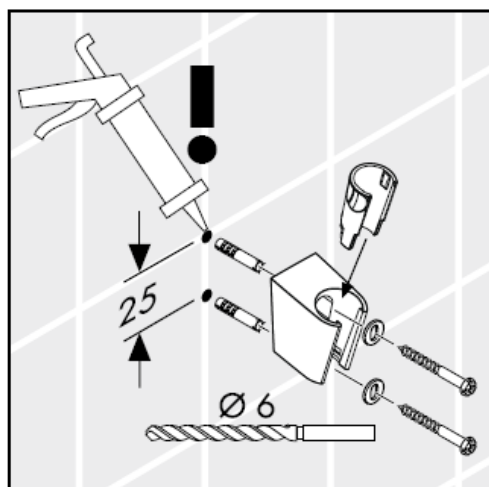
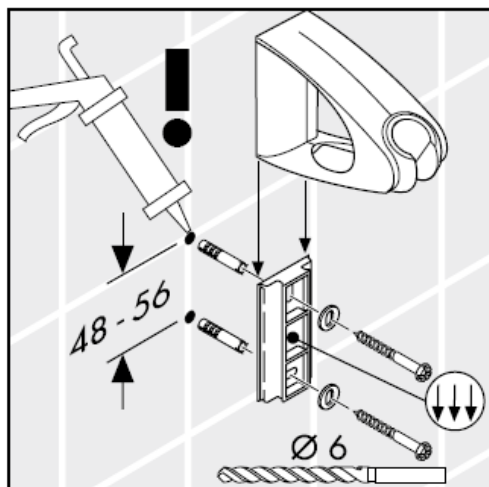
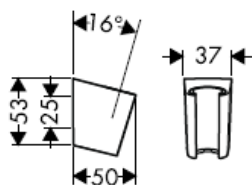


Mono

Porter'D
27526XXX



Porter'S
28331000



Внимание! Силикон (без оцетна киселина!)

При монтаж на продукта от квалифицирани специалисти да се внимава за това, закрепващата повърхност в целия диапазон на закрепването да бъде равна (без изпъкнали фуги или изместване на плочки), конструкцията на стената да е подходяща за монтаж на продукта и особено за това, да няма слаби места. Приложените винтове и дюбели са подходящи само за бетон. При други стени конструкции да се спазват данните на производителя на дюбели.

Технически данни

Работно налягане: max. 0,6 MPa
Препоръчително работно налягане: 0,1 – 0,4 MPa
(1 МПа = 10 bar = 147 PSI)
Температура на горещата вода: max. 60° C

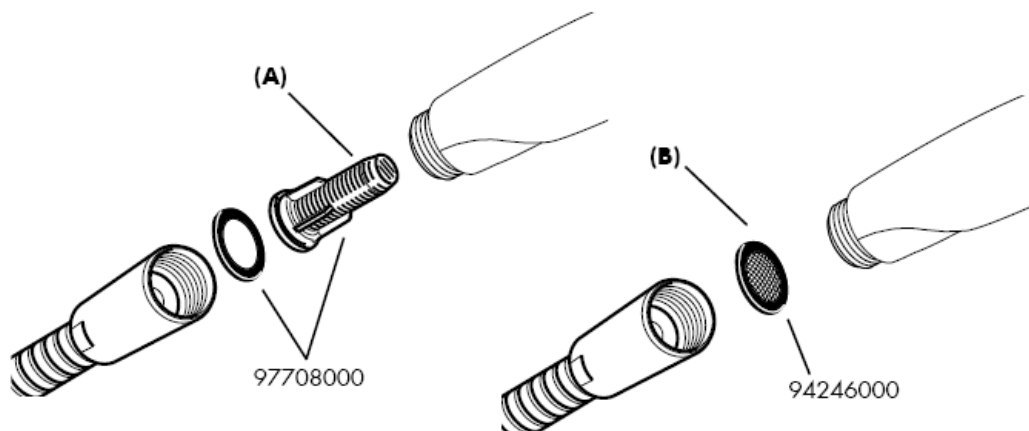
Ръчният разпръсквател е подходящ за използване с проточни нагреватели с мощност от 21 kW нагоре и минимален поток от 7 л/мин.

Контролен знак

	DVGW	P-IX	SVGW	ACS	NF	WRAS	KIWA
27573000				X			
27581000				X			
27592000				X			
27593000				X			
27594000				X			
27595000				X			

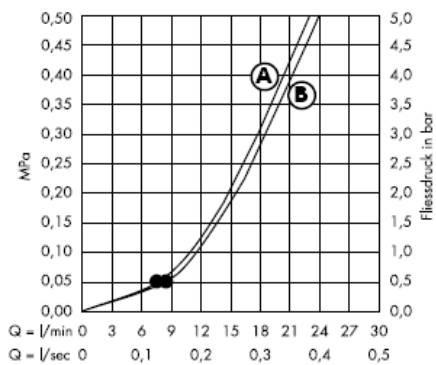
Монтаж

Опакованата към него филтърна вложка (А) трябва да се монтира, за да се осигури нормалния поток към ръчния разпръсквател и да се избегне натрупване на замърсявания от водопроводната мрежа. Ако желаете по-силно протичане на вода, вместо филтърната вложка (А) поставете уплътнението с цедка (В). Натрупването на замърсявания може да наруши функцията и/или да доведе до увреждания на функционалните части на ръчния разпръсквател, Hansgrohe не носи отговорност за получените се по този начин щети.



Raindance E / S 100 AIR 1jet

С филтърна вложка (A)

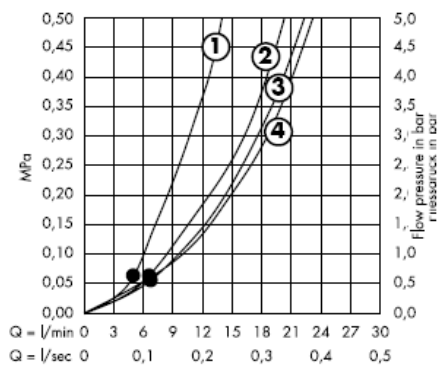


С уплътнение с цедка (B)

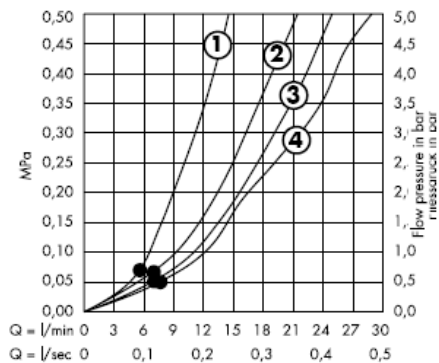
От • функцията е гарантирана.

Croma 100 Vario

С филтърна вложка (A)



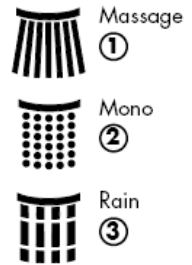
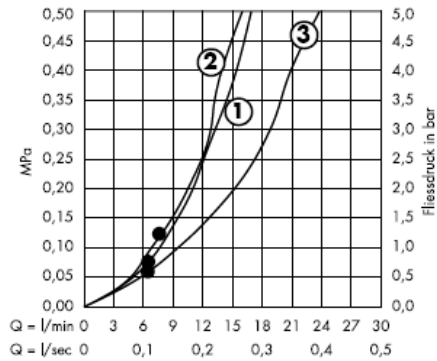
С уплътнение с цедка (B)



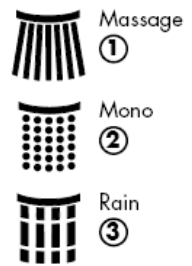
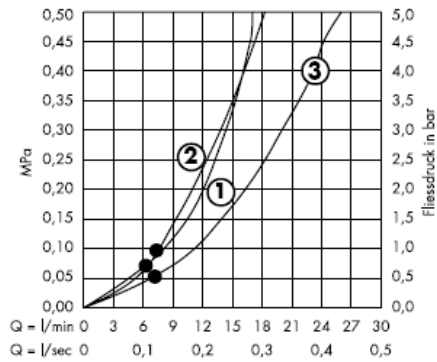
От • функцията е гарантирана.

Croma 100 Multi

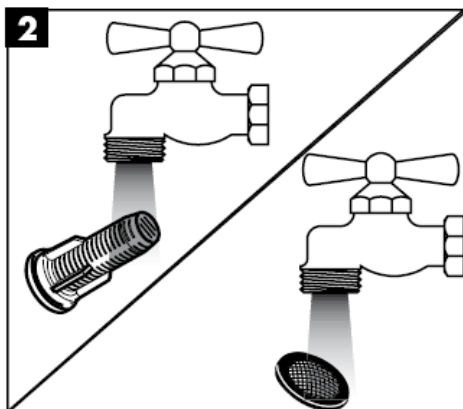
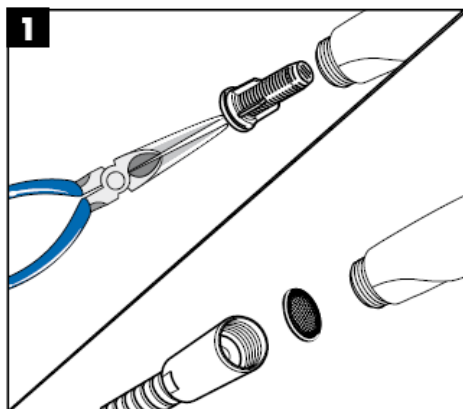
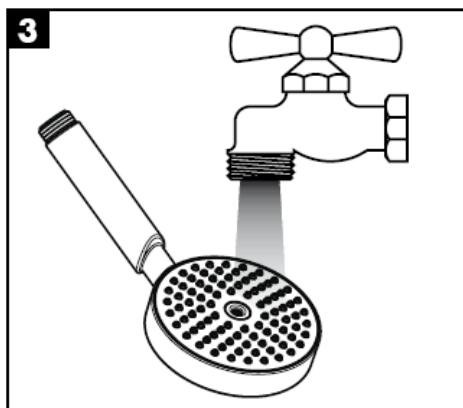
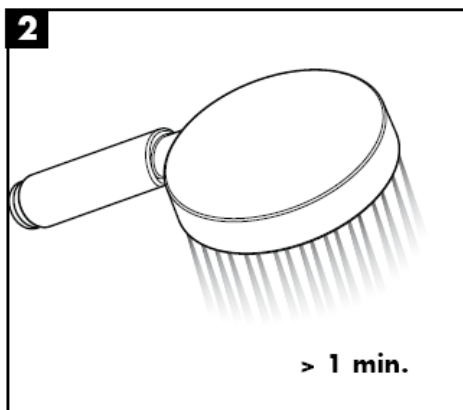
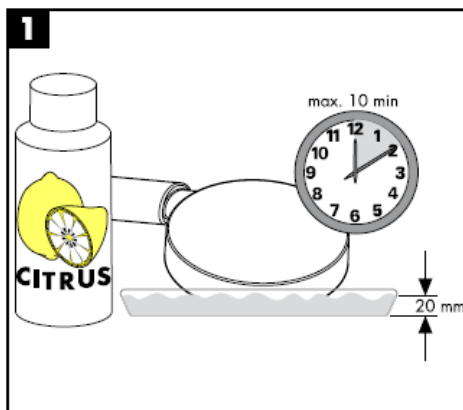
С филтърна вложка (A)



С уплътнение с цедка (B)



От • функцията е гарантирана.



Почистване

С QuickClean, ръчната функция за почистване, приспособленията за оформяне на струята могат да се почистват от варовика с просто разтъркване.

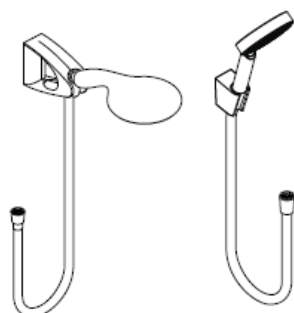


hansgrohe

Hansgrohe · Postfach 1145 · D-77761 Schiltach · Telefon +49 (0) 78 36/51-1282 · Telefax +49 (0) 7836/511440
E-Mail: info@hansgrohe.com · Internet: www.hansgrohe.com

11/2008
9.07.400.04
БЪЛГАРСКИ

Udhëzime rreth montimit



Raindance E 100
AIR 1jet/Porter'D Set
27572000
27573000

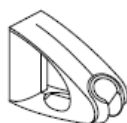


Raindance
Talis E Combi
27072000

Raindance S 100
AIR 1jet / Porter'S Set
27580000
27581000



Porter'S
28331000



Porter'D
27526XXX



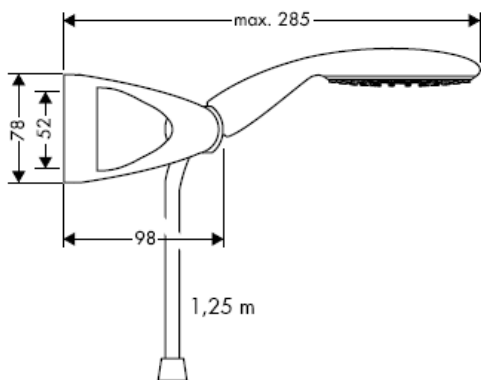
Raindance
Talis S Combi
27074000



Croma 100
Vario / Multi / Porter'S Set
27592000
27593000
27594000
27595000

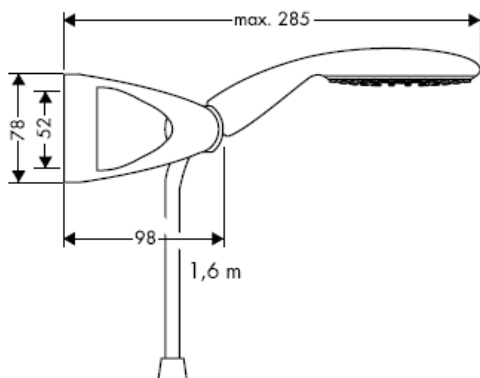
hansgrohe

Raindance E 100 AIR 1jet / Porter'D Set
27572000

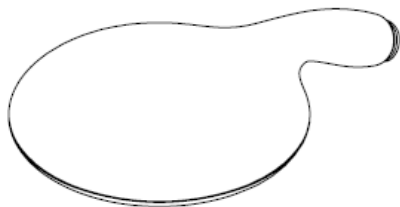
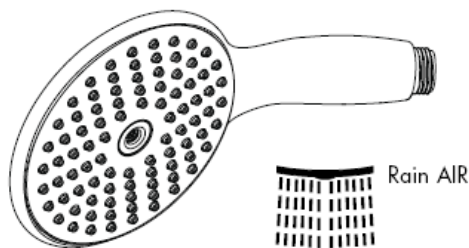
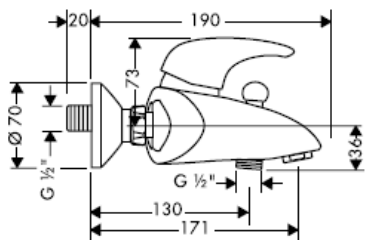
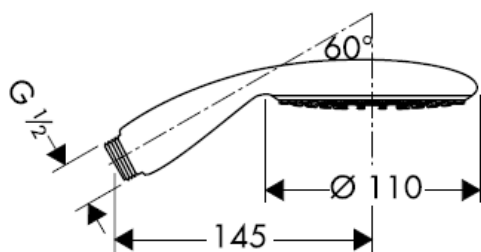


Raindance E 100 AIR 1jet / Porter'D Set
27573000

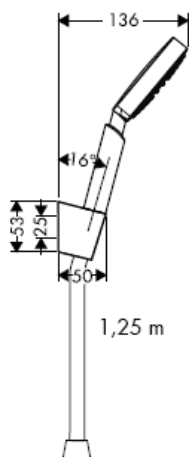
Raindance Talis E Combi
27072000



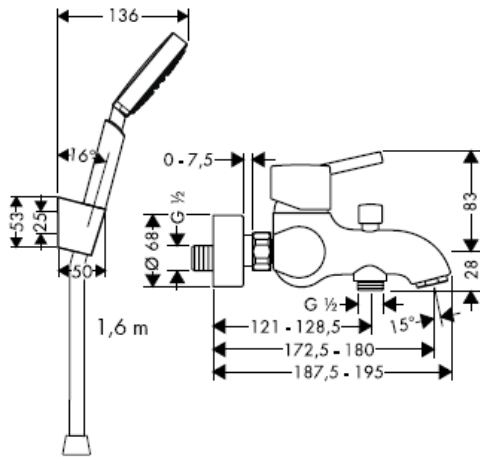
Raindance E 100 AIR 1jet
28508XXX



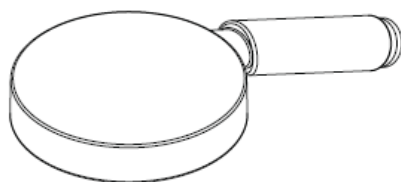
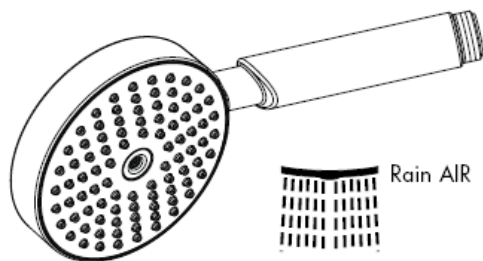
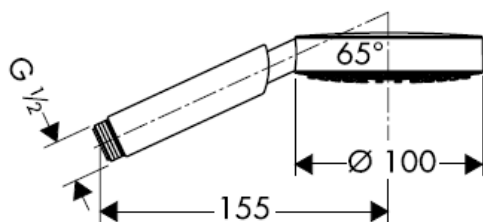
Raindance S 100 AIR 1jet / Porter'S Set
27580000



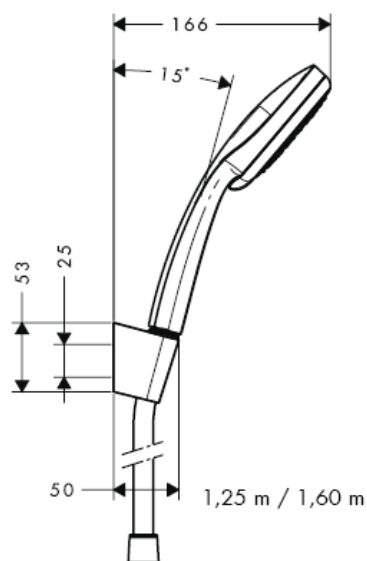
Raindance S 100 AIR 1jet / Porter'S Set
27581000





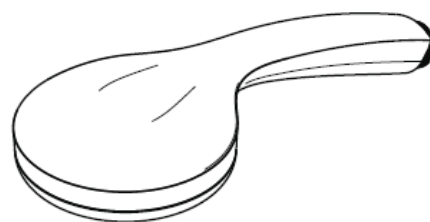
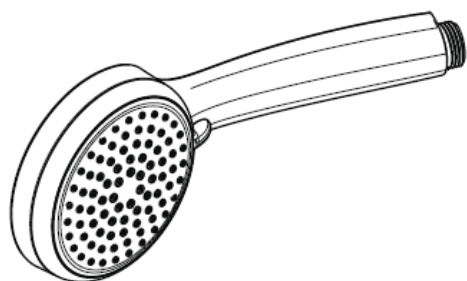
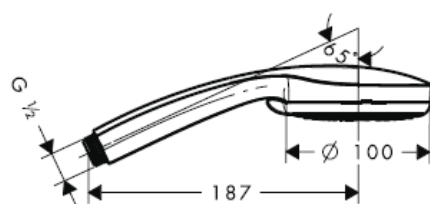
Raindance S 100 AIR 1jet
28509XXX



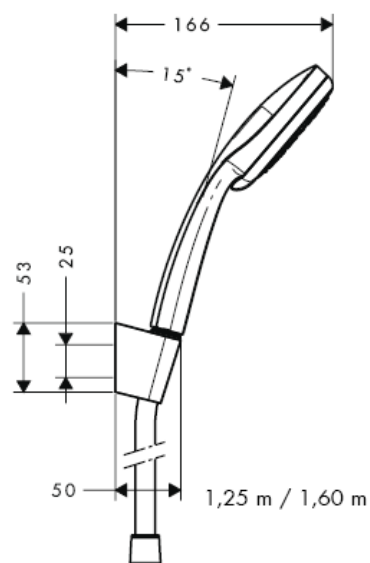
Croma 100 Vario / Porter'S Set
27592000 / 27594000



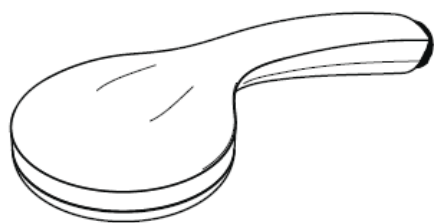
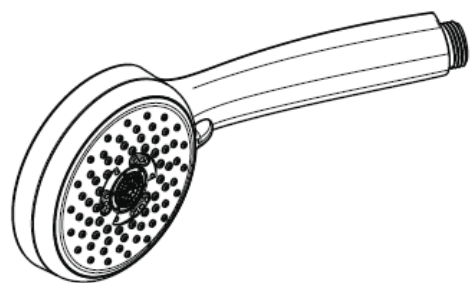
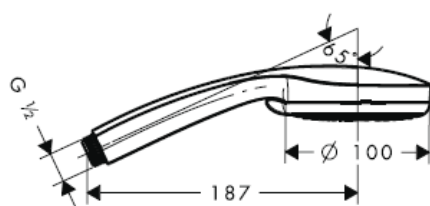
Croma 100 Vario
28535000



Croma 100 Multi / Porter'S Set
27593000 / 27595000



Croma 100 Multi
28536000



Rain

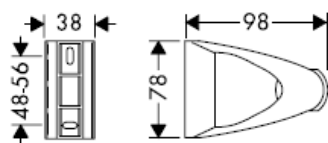


Massage

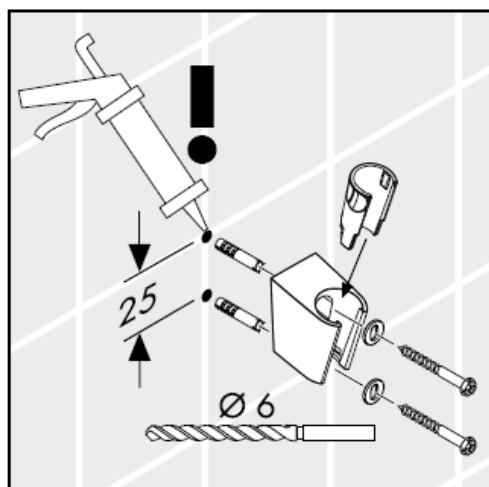
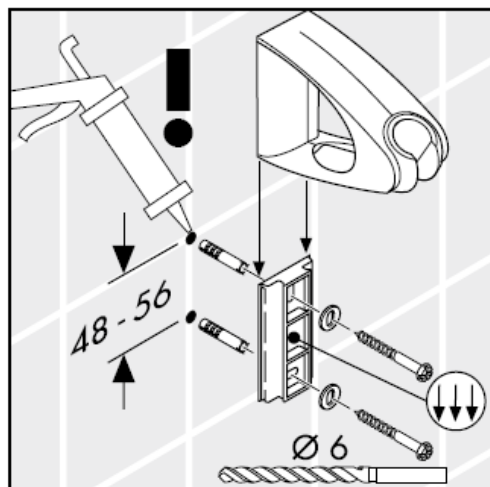
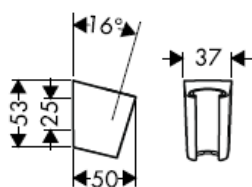


Mono

Porter'D
27526XXX



Porter'S
28331000



Kujdes! Silikon (pa acid uthulle!)

Gjatë montimit të produktit nga ana e personit të kualifikuar duhet pasur parasysh që e gjithë sipërfaqja mbërthyesë të jetë e drejtë (nuk duhet të ketë hapësira mes pllakave). Mbi të gjitha muri duhet të jetë i përshtatshëm për montim dhe nuk duhet të ketë pika të dobëta.

Vidhat dhe kunjat e bashkangjitura janë të përshtatshme vetëm për beton. Te përbërja tjetër murore të merren parasysh të dhënat e prodhuesit të kunjave.

Të dhëna teknike

Presioni gjatë punës	max. 0,6 MPa
Presioni i rekomanduar: (1 MPa = 10 bar = 147 PSI)	0,1 – 0,4 MPa
Temperatura e ujit të ngrohtë	max. 60° C

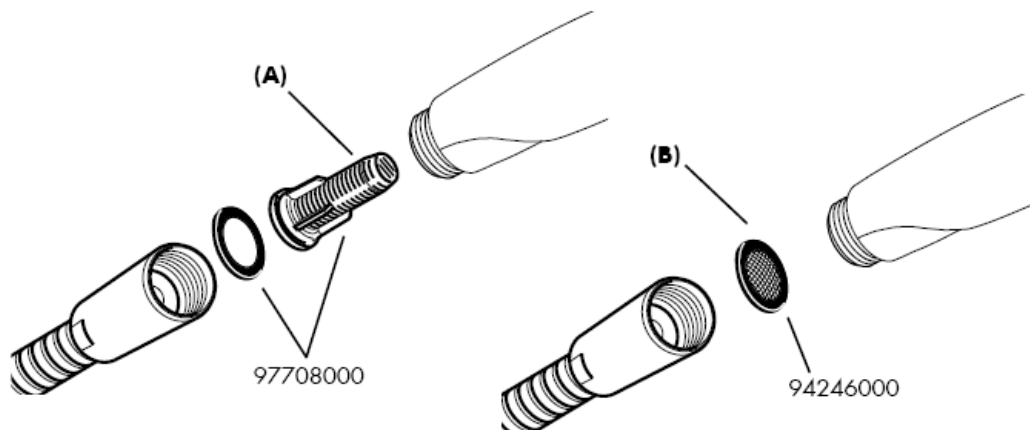
Spërkatësja mund të përdoret në kombinim me ngrohës elektrikë të ujit me kapacitet 21 kW e sipër dhe një rrjedhje minimale prej 7 l/min.

Shenja e kontrollit

	DVGW	P-IX	SVGW	ACS	NF	WRAS	KIWA
27573000				X			
27581000				X			
27592000				X			
27593000				X			
27594000				X			
27595000				X			

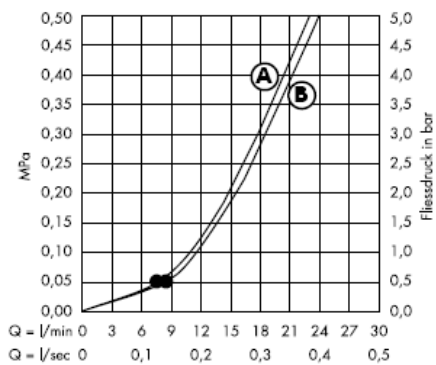
Montimi

Filtri i bashkëngjitur (A) duhet montuar për të garantuar rrjedhjen sipas normave të ujit nga spërkatësja si dhe për të evituar thithjen e ndotjeve nga tubacionet e ujësjellësit. Nëse dëshironi më shumë vëllim uji, atëherë në vend të filtrit (A) duhet të përdorni sitën (B). Ndotjet mund të dëmtojnë pjesë funksionale të spërkatësës. Hansgrohe nuk merr përgjegjësinë për dëmet e shkaktuara në këtë mënyrë.



Raindance E / S 100 AIR 1jet

Me përdorim të filtrit (A)

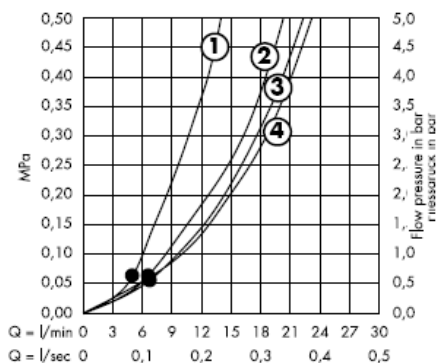


Me izolues të sitës (B)

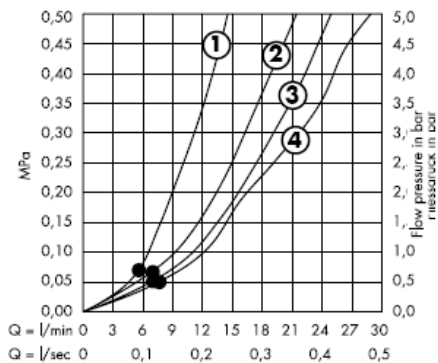
Nga • është i mundur funksioni.

Croma 100 Vario

Me përdorim të filtrit (A)



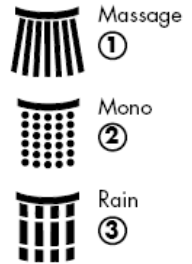
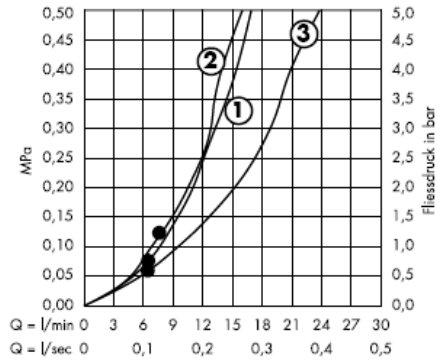
Me izolues të sitës (B)



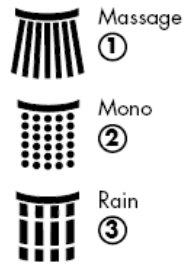
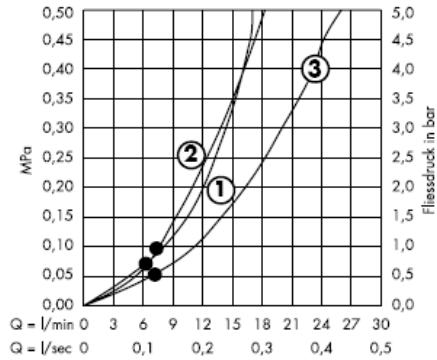
Nga • është i mundur funksioni.

Croma 100 Multi

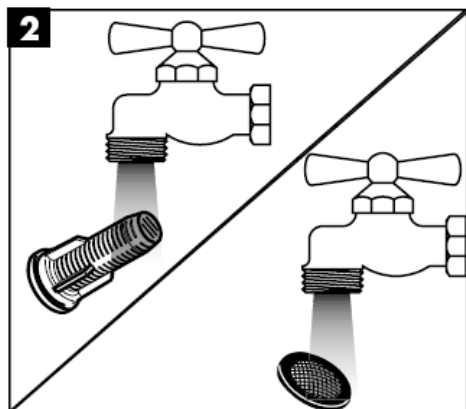
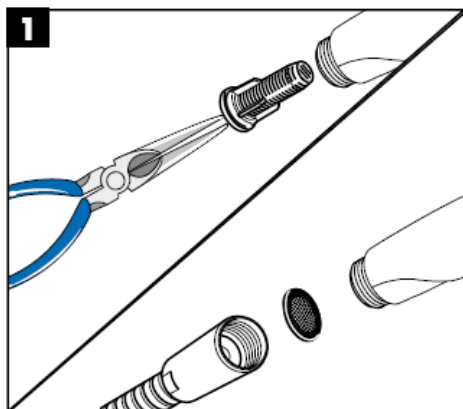
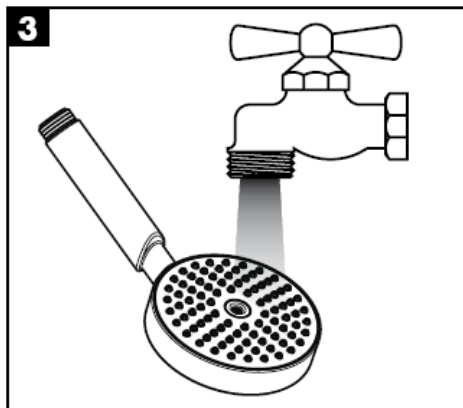
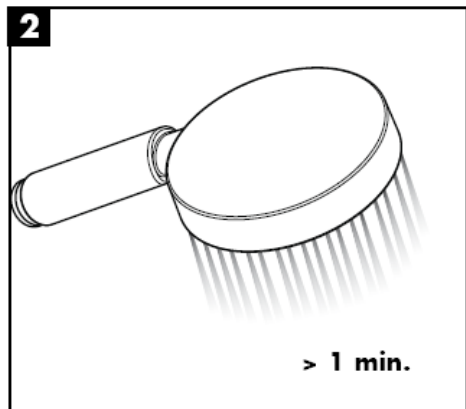
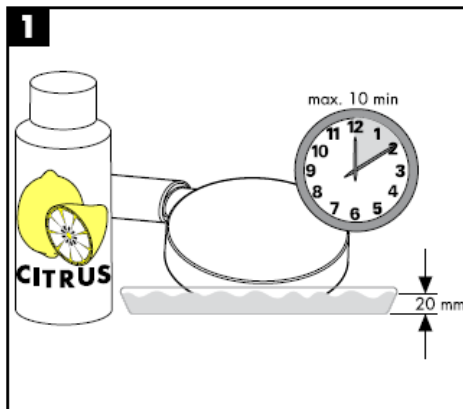
Me përdorim të filtrit (A)



Me izolues të sitës (B)



Nga • është i mundur funksioni.



Pastrimi

Me QuickCleanit®, funksionin manual të pastrimit mund të hiqen mbetjet gëlqerore me fërkim të thjeshtë nga formuesit e currilit.



hansgrohe

Hansgrohe · Postfach 1145 · D-77761 Schiltach · Telefon +49 (0) 78 36/51-1282 · Telefax +49 (0) 7836/511440
E-Mail: info@hansgrohe.com · Internet: www.hansgrohe.com

11/2008
9.07400.04
Shqipëri